

# Houston Pilots Forecast Package



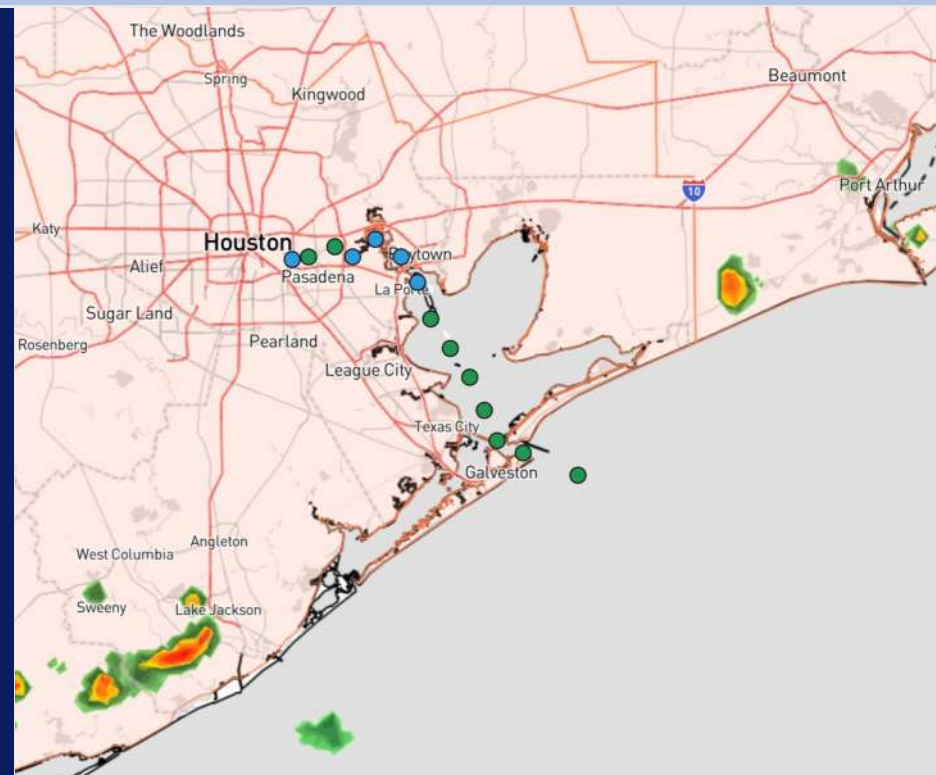
Updated: 1:00 PM CT

Friday, August 16, 2024

Forecaster: Alyssa Elliott

## Weather Headlines

- Isolated shower/downpour chances to be in play over the next 72 hours.
- Expecting winds to stay pretty calm the next few days. Winds will reach ~18 kts within the Bay this PM.
- Not favoring any fog risks over the next few days.



Current Radar: 12:50 PM CT



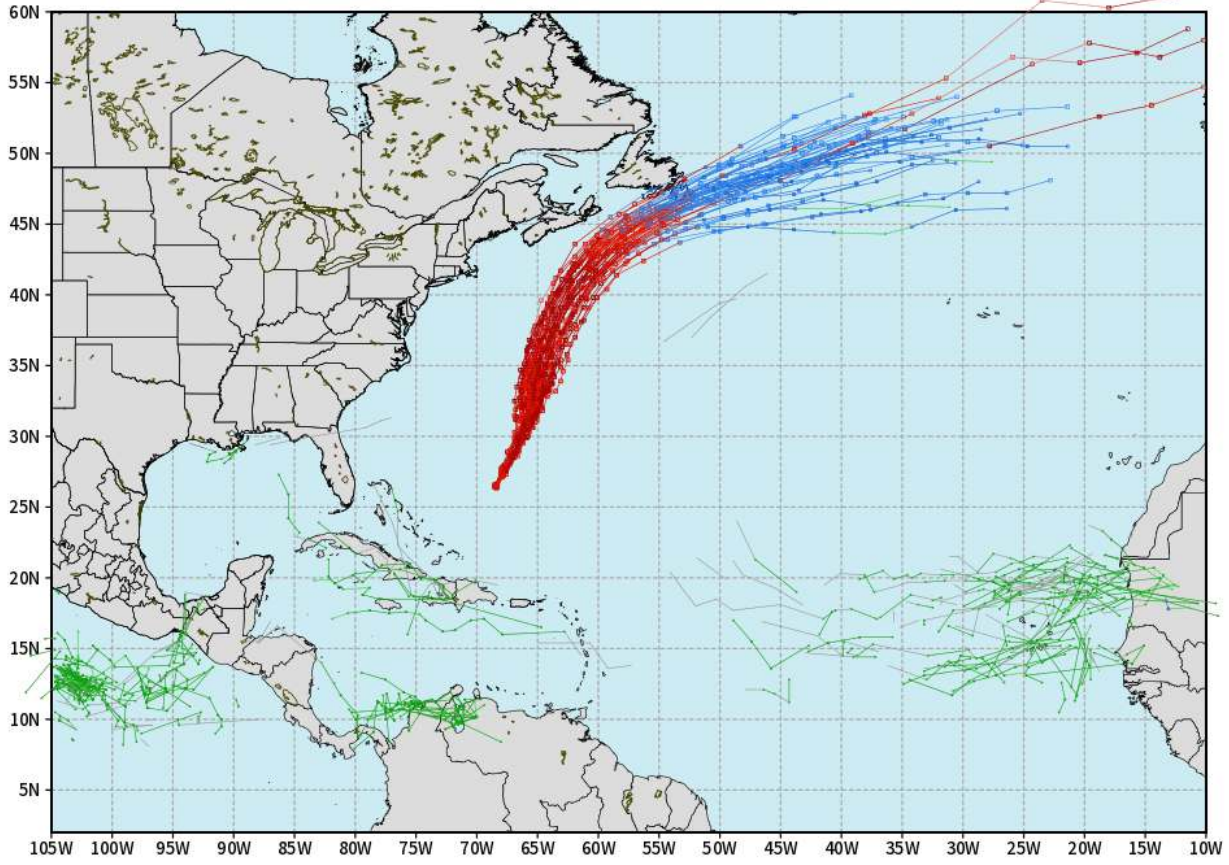
As always, please do not hesitate to reach out to us with any forecast questions via the chat option on Clarity or our on-call number, **(317)-560-8122** press **1** for forecast questions.

# Houston Pilots Tropical Update

## European Model Next 10 Days - Tropical Tracks

ECMWF ATLANTIC EPS Cyclone Locations --> Next [10-days]  
INIT: 00Z16AUG2024 --> UNTIL 00Z26AUG2024

o-o ENSEMBLE MEAN  
o-o 1000 - 1010 hPa  
o-o 980 - 999 hPa  
o-o 960 - 979 hPa  
o-o 950 - 959 hPa  
o-o < 950 hPa



weathermodels.com

Hurricane Ernesto will remain E of US mainland. Not favoring any threats in the Gulf of Mexico through at least the next 7 days.

Long Range Forecasts continue to support an uptick in activity towards end of August and into September.

# Houston Pilots Visibility Chart (miles)



## Forecast Confidence



Visibility	Fri 2 pm	Fri 3 pm	Fri 4 pm	Fri 5 pm	Fri 6 pm	Fri 7 pm	Fri 8 pm	Fri 9 pm	Fri 10 pm	Fri 11 pm	Sat 12 am	Sat 1 am	Sat 2 am	Sat 3 am	Sat 4 am	Sat 5 am	Sat 6 am	Sat 7 am	Sat 8 am	Sat 9 am	Sat 10 am	Sat 11 am	Sat 12 pm	Sat 1 pm
Houston Pilots N - 610 Bridge	10.1	10.1	10.1	10.1	10.1	10.1	10.1	10.1	10.1	10.1	10.1	10.1	10.1	10.1	10.1	10.1	10.1	10.1	9	10.1	10.1	10.1	10.1	10.1
Houston Pilots M - Kinder 1	10.1	10.1	10.1	10.1	10.1	10.1	10.1	10.1	10.1	10.1	10.1	10.1	10.1	10.1	10.1	10.1	10.1	10.1	9	10.1	10.1	10.1	10.1	10.1
Houston Pilots L - Greens Bayou	10.1	10.1	10.1	10.1	10.1	10.1	10.1	10.1	10.1	10.1	10.1	10.1	10.1	10.1	10.1	10.1	10.1	10.1	7.9	10.1	10.1	10.1	10.1	10.1
Houston Pilots K - Shell Crude	10.1	10.1	10.1	10.1	10.1	10.1	10.1	10.1	10.1	10.1	10.1	10.1	10.1	10.1	10.1	10.1	10.1	10.1	9	10.1	10.1	10.1	10.1	10.1
Houston Pilots J - Lynchburg Ferries	10.1	10.1	10.1	10.1	10.1	10.1	10.1	10.1	10.1	10.1	10.1	10.1	10.1	10.1	10.1	10.1	10.1	10.1	7.9	10.1	10.1	10.1	10.1	10.1
Houston Pilots I - Exxon 3	10.1	10.1	10.1	10.1	10.1	10.1	10.1	10.1	10.1	10.1	10.1	10.1	10.1	10.1	10.1	10.1	10.1	10.1	7.9	10.1	10.1	10.1	10.1	10.1
Houston Pilots H - Morgans Point	10.1	10.1	10.1	10.1	10.1	10.1	10.1	10.1	10.1	10.1	10.1	10.1	10.1	10.1	10.1	10.1	10.1	10.1	9	10.1	10.1	10.1	10.1	10.1
Houston Pilots G - 75/76	10.1	10.1	10.1	10.1	10.1	10.1	10.1	10.1	10.1	10.1	10.1	10.1	10.1	10.1	10.1	10.1	10.1	10.1	10.1	10.1	10.1	10.1	12	17
Houston Pilots F - 63/64	10.1	10.1	10.1	10.1	10.1	10.1	10.1	10.1	10.1	10.1	10.1	10.1	10.1	10.1	10.1	10.1	10.1	10.1	10.1	10.1	10.1	10.1	12	17
Houston Pilots E - 51/52	10.1	10.1	10.1	10.1	10.1	10.1	10.1	10.1	10.1	10.1	10.1	10.1	10.1	10.1	10.1	10.1	10.1	10.1	10.1	10.1	10.1	10.1	12	12
Houston Pilots D - 37/38	10.1	10.1	10.1	10.1	10.1	10.1	10.1	10.1	10.1	10.1	10.1	10.1	10.1	10.1	10.1	10.1	10.1	10.1	10.1	10.1	10.1	10.1	12	12
Houston Pilots C - 25/26	10.1	10.1	10.1	10.1	10.1	10.1	10.1	10.1	10.1	10.1	10.1	10.1	10.1	10.1	10.1	10.1	10.1	10.1	10.1	10.1	10.1	10.1	12	12
Houston Pilots B - 11/12	10.1	10.1	10.1	10.1	10.1	10.1	10.1	10.1	10.1	10.1	10.1	10.1	10.1	10.1	10.1	10.1	10.1	10.1	10.1	10.1	10.1	10.1	12	12
Houston Pilots A - 1 & 2 Bravo	10.1	10.1	10.1	10.1	10.1	10.1	10.1	10.1	10.1	10.1	10.1	10.1	10.1	10.1	10.1	10.1	10.1	10.1	10.1	10.1	10.1	10.1	12	12

**NOTE: This is automated data that may/may not agree with the official BAM thinking that's found on the daily slides or special visibility report slides. This data should be used as a guide only**

# Houston Pilots Wind Chart



**Forecast Confidence**

Above Normal  Below Normal

Sustained wind 10 Knots

Gusts 15 Knots

Wind from the SE

**Example**

10

15

↙

Wind	Fri 2 pm	Fri 3 pm	Fri 4 pm	Fri 5 pm	Fri 6 pm	Fri 7 pm	Fri 8 pm	Fri 9 pm	Fri 10 pm	Fri 11 pm	Sat 12 am	Sat 1 am	Sat 2 am	Sat 3 am	Sat 4 am	Sat 5 am	Sat 6 am	Sat 7 am	Sat 8 am	Sat 9 am	Sat 10 am	Sat 11 am	Sat 12 pm	Sat 1 pm
Houston Pilots N - 610 Bridge	3 9 ↑	5 9 ↑	6 10 ↑	6 12 ↑	7 13 ↑	7 14 ↑	8 13 ↑	7 13 ↑	6 12 ↑	6 12 ↑	5 9 ↑	3 8 ↑	3 8 ↑	3 7 ↑	3 6 ↑	2 6 ↑	2 5 ↑	2 5 ↑	2 5 ↑	1 5 ↑	2 5 ↑	2 7 ↑	3 7 ↑	3 7 ↑
Houston Pilots M - Kinder 1	3 9 ↑	5 9 ↑	6 10 ↑	6 12 ↑	7 13 ↑	7 14 ↑	8 13 ↑	7 13 ↑	6 12 ↑	6 10 ↑	5 9 ↑	3 8 ↑	3 7 ↑	3 7 ↑	3 6 ↑	2 6 ↑	2 5 ↑	2 5 ↑	2 5 ↑	1 5 ↑	2 5 ↑	2 7 ↑	3 7 ↑	3 7 ↑
Houston Pilots L - Greens Bayou	3 9 ↑	5 9 ↑	6 10 ↑	6 13 ↑	7 13 ↑	7 14 ↑	7 13 ↑	6 13 ↑	6 12 ↑	5 10 ↑	5 9 ↑	3 8 ↑	3 7 ↑	3 6 ↑	2 6 ↑	2 5 ↑	2 5 ↑	2 5 ↑	1 5 ↑	1 5 ↑	2 5 ↑	2 7 ↑	3 7 ↑	3 7 ↑
Houston Pilots K - Shell Crude	3 8 ↑	5 9 ↑	6 10 ↑	6 13 ↑	7 14 ↑	7 14 ↑	7 13 ↑	6 12 ↑	6 12 ↑	5 10 ↑	3 9 ↑	3 8 ↑	3 7 ↑	3 6 ↑	2 6 ↑	2 5 ↑	2 5 ↑	2 5 ↑	1 5 ↑	1 5 ↑	2 5 ↑	2 6 ↑	3 7 ↑	3 7 ↑
Houston Pilots J - Lynchburg Ferries	3 8 ↑	5 9 ↑	6 10 ↑	7 13 ↑	7 14 ↑	7 14 ↑	7 13 ↑	6 12 ↑	6 10 ↑	5 9 ↑	3 9 ↑	3 7 ↑	3 7 ↑	2 6 ↑	2 6 ↑	2 5 ↑	2 5 ↑	1 5 ↑	1 5 ↑	1 5 ↑	1 5 ↑	2 7 ↑	3 7 ↑	3 7 ↑
Houston Pilots I - Exxon 3	6 10 ↑	7 12 ↑	8 14 ↑	9 15 ↑	10 15 ↑	10 15 ↑	10 15 ↑	10 14 ↑	9 14 ↑	8 13 ↑	8 12 ↑	7 10 ↑	7 9 ↑	6 8 ↑	6 8 ↑	6 8 ↑	5 7 ↑	3 6 ↑	3 6 ↑	3 6 ↑	3 6 ↑	3 7 ↑	3 7 ↑	5 8 ↑
Houston Pilots H - Morgans Point	6 10 ↑	7 12 ↑	8 14 ↑	9 15 ↑	10 15 ↑	10 15 ↑	10 14 ↑	10 13 ↑	9 13 ↑	8 13 ↑	8 12 ↑	7 10 ↑	6 9 ↑	6 8 ↑	6 7 ↑	6 7 ↑	5 6 ↑	3 6 ↑	3 6 ↑	3 6 ↑	3 6 ↑	3 7 ↑	3 7 ↑	5 8 ↑
Houston Pilots G - 75/76	6 10 ↑	7 12 ↑	8 14 ↑	9 15 ↑	10 15 ↑	10 15 ↑	10 14 ↑	10 13 ↑	9 14 ↑	9 13 ↑	8 12 ↑	8 10 ↑	8 9 ↑	7 8 ↑	6 7 ↑	6 7 ↑	6 7 ↑	6 7 ↑	5 6 ↑	5 6 ↑	3 6 ↑	3 7 ↑	3 7 ↑	5 8 ↑
Houston Pilots F - 63/64	6 9 ↑	6 12 ↑	8 13 ↑	8 14 ↑	9 15 ↑	10 15 ↑	10 14 ↑	10 13 ↑	9 13 ↑	8 13 ↑	8 12 ↑	8 10 ↑	8 9 ↑	7 8 ↑	6 7 ↑	6 7 ↑	6 7 ↑	6 7 ↑	5 6 ↑	5 6 ↑	3 6 ↑	3 7 ↑	3 7 ↑	3 8 ↑
Houston Pilots E - 51/52	5 9 ↑	6 10 ↑	7 12 ↑	8 14 ↑	8 14 ↑	9 15 ↑	9 14 ↑	9 13 ↑	8 13 ↑	8 13 ↑	8 12 ↑	7 10 ↑	7 9 ↑	6 8 ↑	6 7 ↑	6 7 ↑	6 7 ↑	5 6 ↑	5 6 ↑	5 6 ↑	3 6 ↑	3 7 ↑	3 7 ↑	3 7 ↑
Houston Pilots D - 37/38	5 8 ↑	6 9 ↑	6 10 ↑	8 13 ↑	8 14 ↑	8 14 ↑	8 13 ↑	8 13 ↑	8 13 ↑	8 13 ↑	8 12 ↑	7 10 ↑	7 9 ↑	6 7 ↑	6 7 ↑	6 7 ↑	6 7 ↑	5 6 ↑	5 6 ↑	5 6 ↑	3 6 ↑	3 7 ↑	3 7 ↑	3 7 ↑
Houston Pilots C - 25/26	5 8 ↑	6 9 ↑	6 10 ↑	8 12 ↑	8 13 ↑	8 13 ↑	8 12 ↑	8 12 ↑	8 12 ↑	8 12 ↑	8 12 ↑	7 10 ↑	7 9 ↑	6 7 ↑	6 7 ↑	6 7 ↑	6 7 ↑	5 6 ↑	5 6 ↑	5 6 ↑	3 6 ↑	3 7 ↑	3 7 ↑	3 7 ↑
Houston Pilots B - 11/12	5 8 ↑	6 9 ↑	6 10 ↑	7 12 ↑	8 12 ↑	8 13 ↑	8 12 ↑	7 12 ↑	7 12 ↑	7 12 ↑	6 10 ↑	6 10 ↑	6 10 ↑	6 9 ↑	6 7 ↑	6 7 ↑	5 7 ↑	5 7 ↑	5 7 ↑	3 6 ↑	3 7 ↑	3 7 ↑	3 7 ↑	5 7 ↑
Houston Pilots A - 1 & 2 Bravo	3 8 ↑	5 8 ↑	6 9 ↑	6 10 ↑	7 12 ↑	8 13 ↑	8 13 ↑	8 12 ↑	8 12 ↑	8 13 ↑	8 12 ↑	8 12 ↑	8 10 ↑	7 7 ↑	7 7 ↑	7 7 ↑	6 6 ↑	6 6 ↑	6 6 ↑	5 5 ↑	5 5 ↑	5 5 ↑	5 5 ↑	3 7 ↑

**NOTE: This is automated data that may/may not agree with the official BAM thinking that's found on the daily slides. This data should be used as a guide only.**

# Houston Pilots: FRI. 8/16/2024



## Forecast Discussion

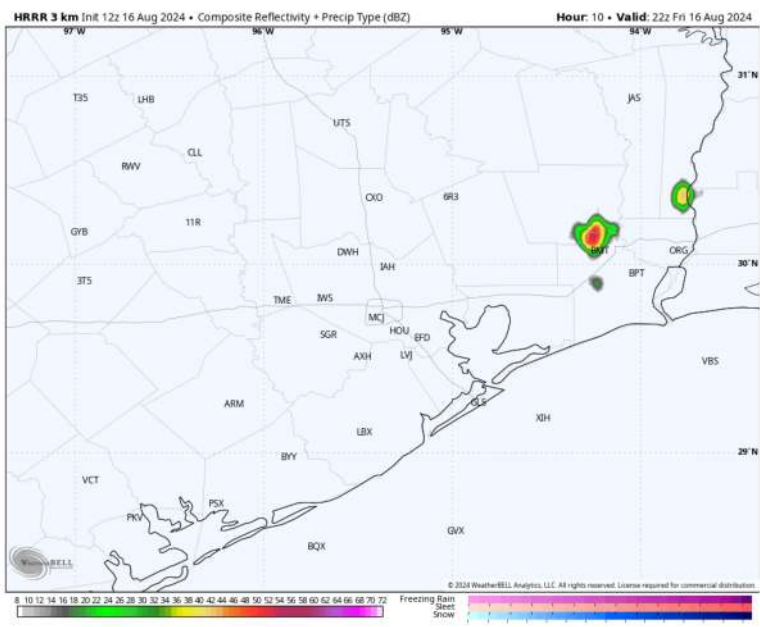
**Precip:** Isolated showers will be possible (10%) through 7PM for all stations. Dry conditions expected through the remainder of the PM.

**Wind:** Winds will out of the S / SE throughout the PM. **N of Morgan's Point:** Winds at 7 - 12 kts for the PM. **S of Morgan's Point:** Winds at 13 - 18 kts for the rest of the PM.

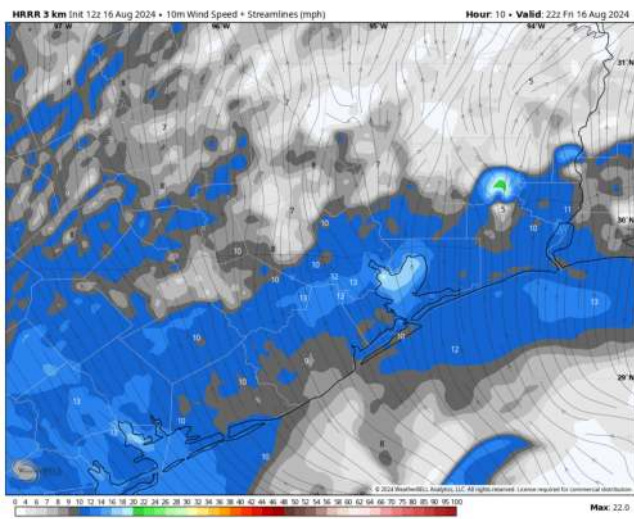
**Low Temps:** **N of Morgan's Point:** Low 80s F. **S of Morgan's Point:** Mid 80s F.

**Visibility:** Not anticipating any visibility concerns this PM.

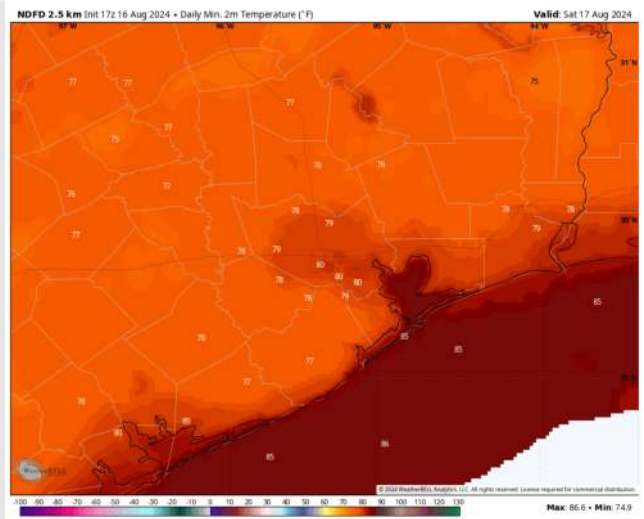
## Precip Image: 5PM CT



Wind Speed:  
5 PM CT



Low Temps  
SAT AM



# Houston Pilots: SAT. 8/17/2024



## Forecast Discussion

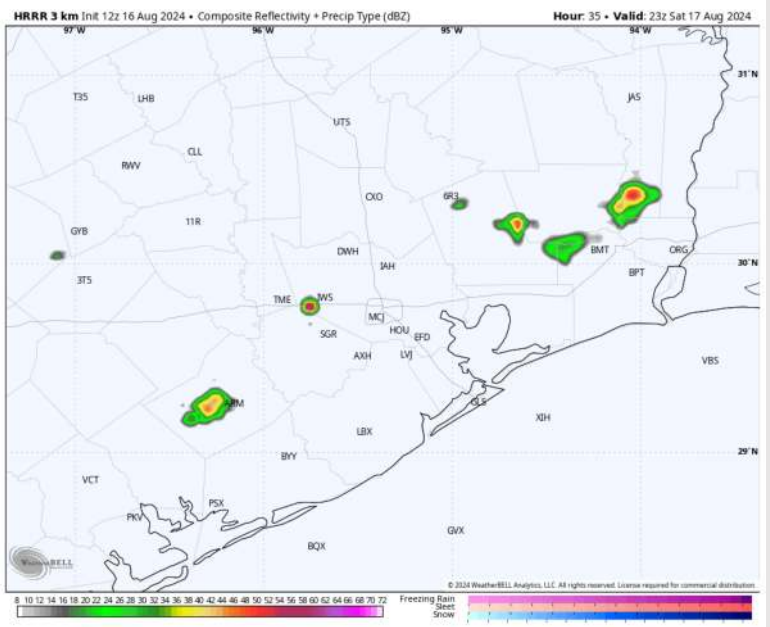
**Precip:** Hit and miss showers (10%) and a few storms favored from 3PM to 7PM. Not favoring any severe concerns at this time.

**Wind:** Winds will be variable through 3PM before shifting out of the S/SE. **N of Morgan's Point:** Winds at 3 – 8 kts throughout Saturday. **S of Morgan's Point:** Winds at 4 – 9 kts favored for the entire day.

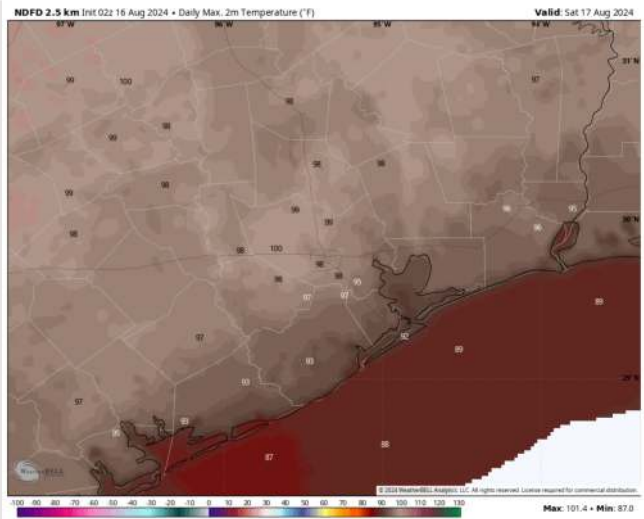
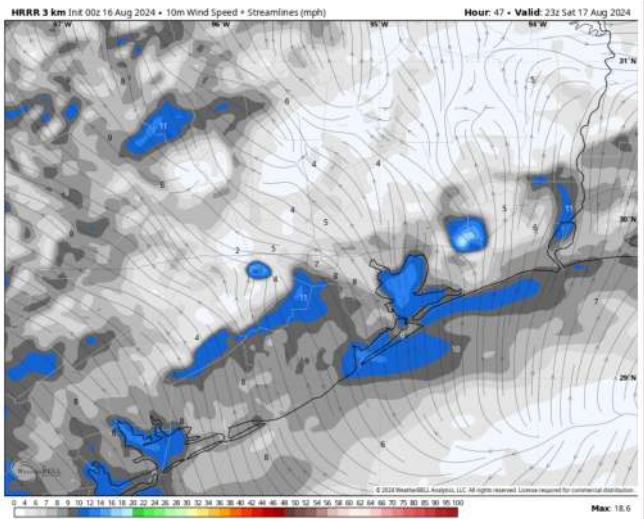
**High Temps:** **N of Morgan's Point:** Upper 90's F. **S of Morgan's Point:** Upper 80s to lower 90s F.

**Visibility:** Not anticipating any visibility concerns for Saturday.

## Precip Image: 6 PM CT



Wind Speed 6 PM CT



High Temps Saturday

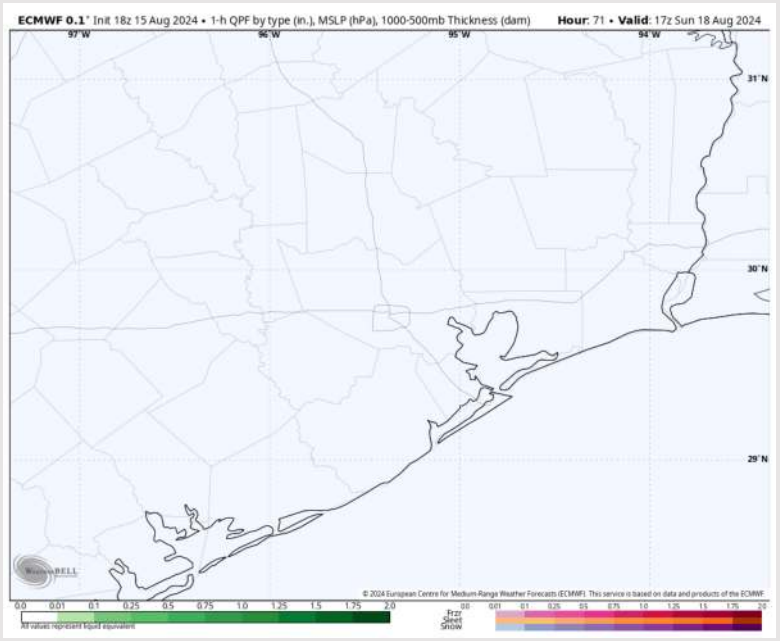
# Houston Pilots: SUN. 8/18/2024



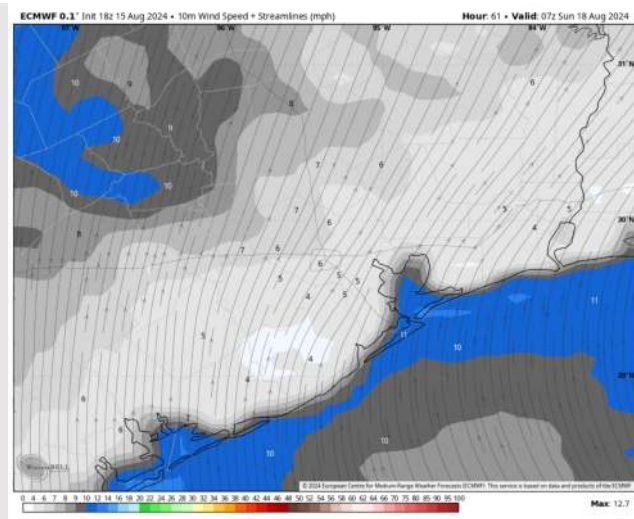
## Forecast Discussion

- Precip:** Favoring dry conditions for Sunday.
- Wind:** Winds will generally start out of the SW and shift clockwise through 4PM, before then settling out of the S. **N of Morgan's Point:** Winds will be at 2 – 7 kts for the whole day **Sunday.** **S of Morgan's Point:** Winds will be at 4 – 9 kts through 4AM, before decreasing to 2-7 kts throughout the the rest of the day.
- High Temps:** **N of Morgan's Point:** Low 100s F. **S of Morgan's Point:** Upper 80s / Low 90s F.
- Visibility:** Not favoring any visibility concerns for Sunday.

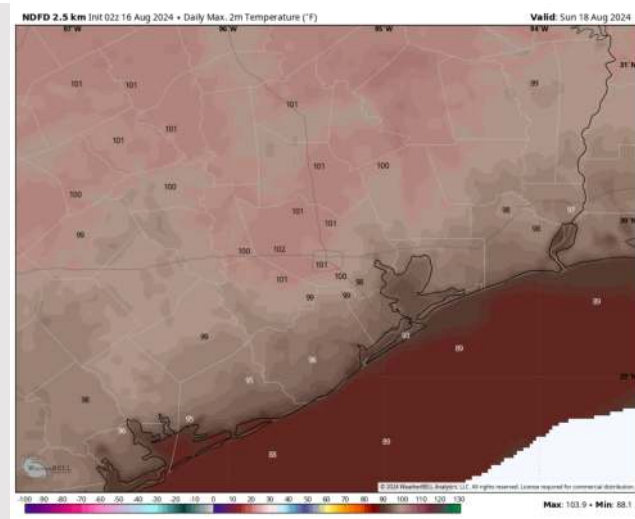
## Precip Image: 12 PM CT



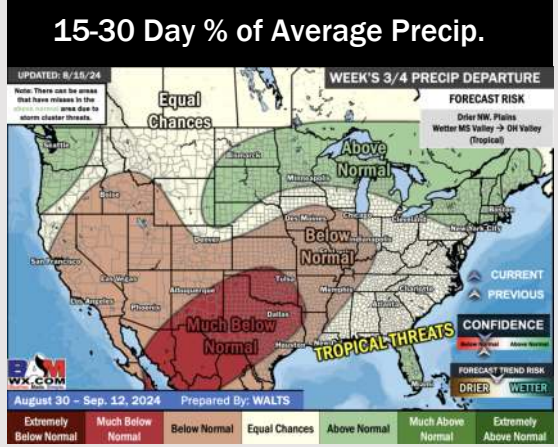
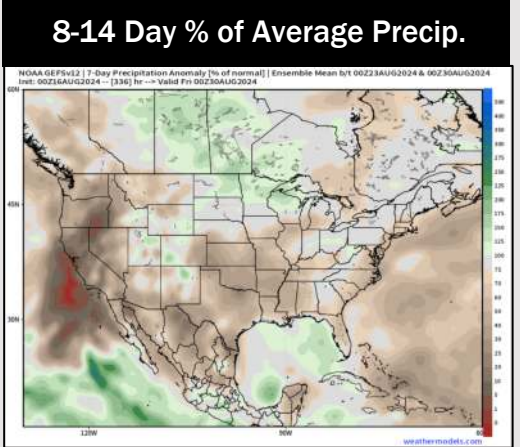
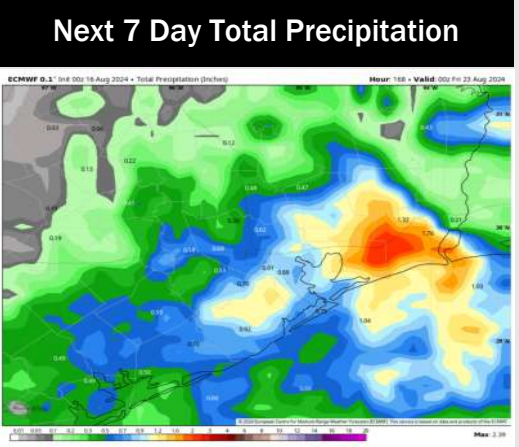
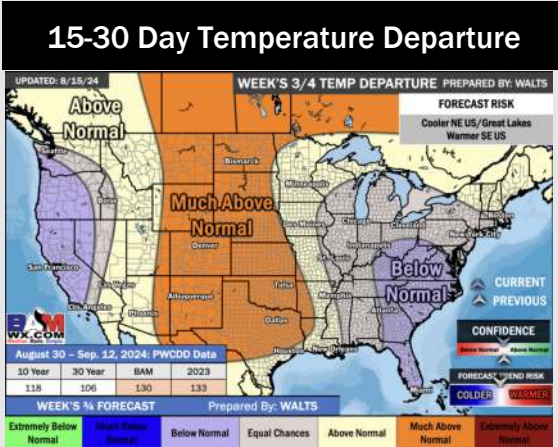
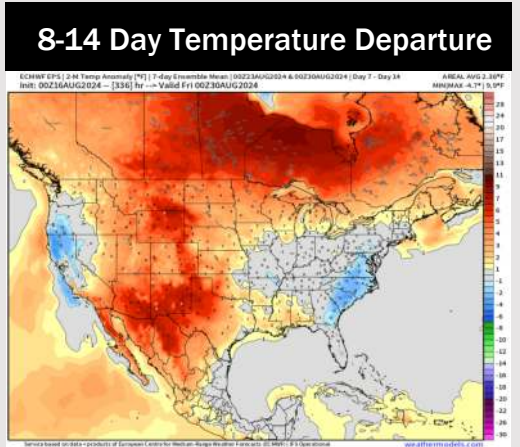
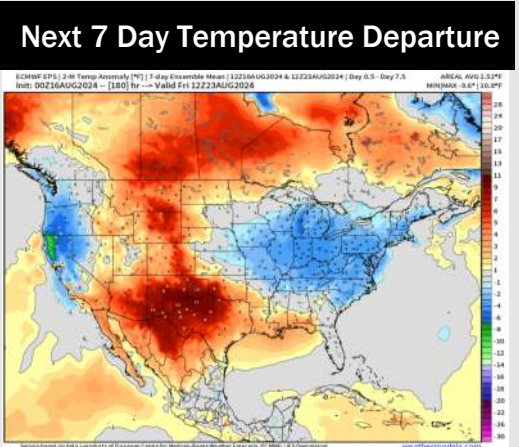
Wind Speed:  
2 AM CT



High Temps  
Sunday



# Houston Pilots: 8/16/24



- Temps are expected to be above normal for the week 1 timeframe. Expecting a generally drier week with scattered rain chances throughout the week.
- Above average temperatures and below normal precipitation chances are favored for the week 2 timeframe.
- Near normal temperatures and below average precipitation chances are expected for the weeks 3/4 timeframe. As we approach late August & going into September, Atlantic tropical activity looks to ramp up. We will be monitoring closely and providing updates as needed.



# Houston Pilots Tropical Update

Late August and Beyond

