

Houston Pilots Forecast Package



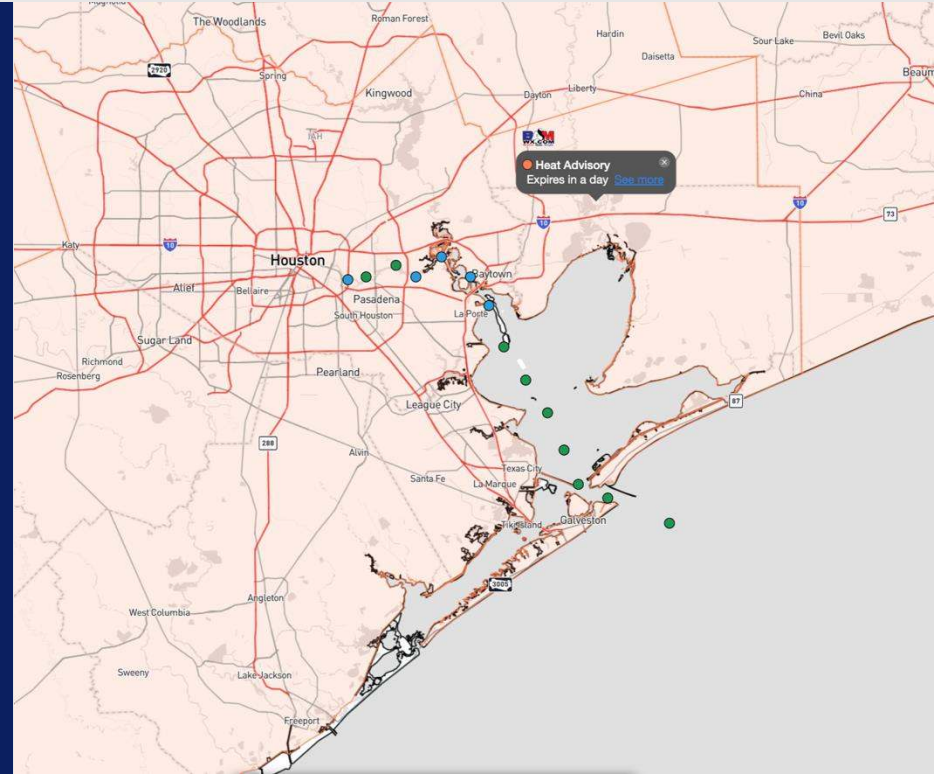
Updated: 10:15 PM CT

Friday, August 16, 2024

Forecaster: Xander Lowry

Weather Headlines

- Isolated shower/downpour chances to be in play over the next 72 hours.
- Winds will be relatively calm through the next few days, with sustained winds rarely exceeding 14 kts.
- Not favoring any fog risks over the next few days.



Current Radar: 10:15 PM CT



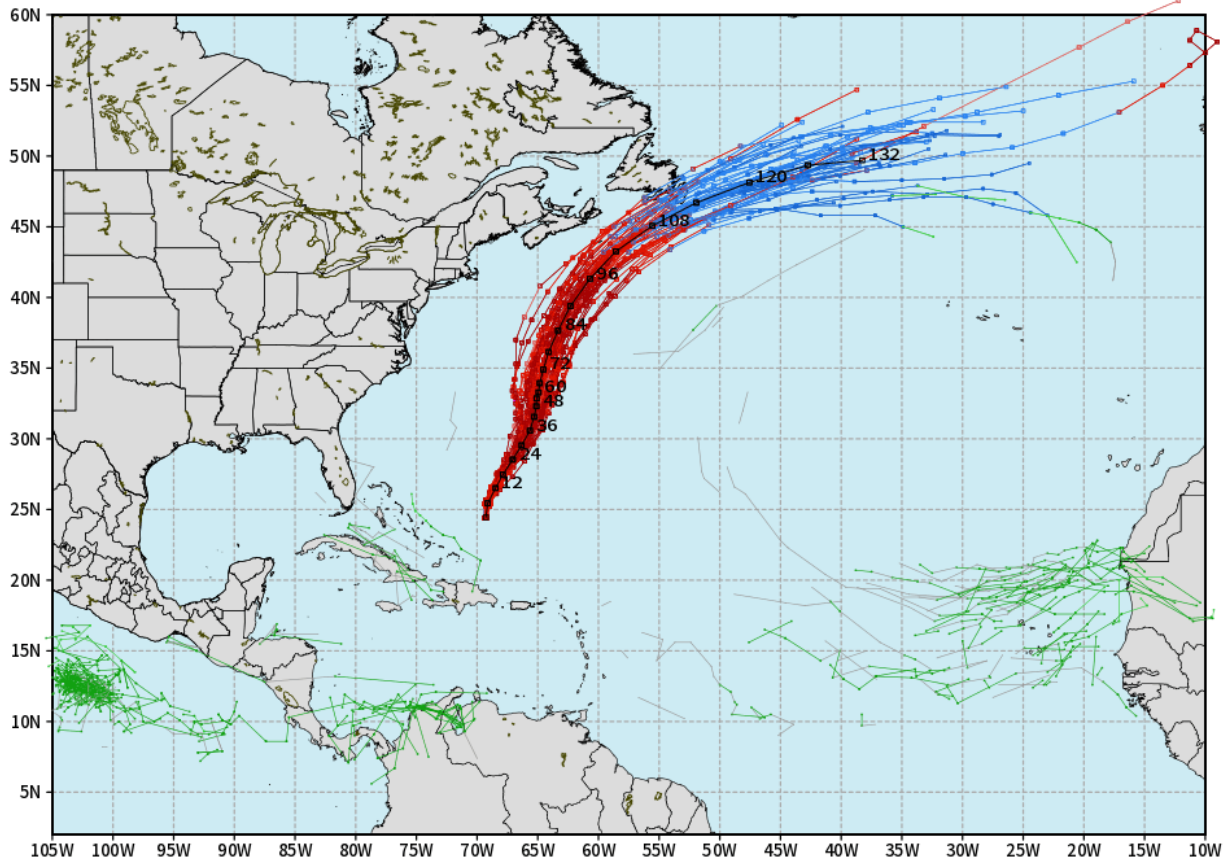
As always, please do not hesitate to reach out to us with any forecast questions via the chat option on Clarity or our on-call number, **(317)-560-8122** press **1** for forecast questions.

Houston Pilots Tropical Update

European Model Next 10 Days - Tropical Tracks

ECMWF ATLANTIC EPS Cyclone Locations --> Next [10-days]
INIT: 12Z15AUG2024 --> UNTIL 12Z25AUG2024

o-o ENSEMBLE MEAN
o-o 1000 - 1010 hPa
o-o 980 - 999 hPa
o-o 960 - 979 hPa
o-o 950 - 959 hPa
o-o < 950 hPa



weathermodels.com

Hurricane Ernesto will remain E of US mainland. Not favoring any threats in the Gulf of Mexico through at least the next 7 days.

Long Range Forecasts continue to support an uptick in activity towards end of August and into September.

Houston Pilots Visibility Chart (miles)



Forecast Confidence



Visibility	Thu 11 pm	Fri 12 am	Fri 1 am	Fri 2 am	Fri 3 am	Fri 4 am	Fri 5 am	Fri 6 am	Fri 7 am	Fri 8 am	Fri 9 am	Fri 10 am	Fri 11 am	Fri 12 pm	Fri 1 pm	Fri 2 pm	Fri 3 pm	Fri 4 pm	Fri 5 pm	Fri 6 pm	Fri 7 pm	Fri 8 pm	Fri 9 pm	Fri 10 pm	
Houston Pilots N - 610 Bridge	10.1	10.1	10.1	10.1	10.1	10.1	10.1	10.1	10.1	6.9	7.9	10.1	10.1	10.1	10.1	10.1	10.1	10.1	10.1	10.1	10.1	10.1	10.1	10.1	
Houston Pilots M - Kinder 1	10.1	10.1	10.1	10.1	10.1	10.1	10.1	10.1	10.1	6.9	7.9	10.1	10.1	10.1	10.1	10.1	10.1	10.1	10.1	10.1	10.1	10.1	10.1	10.1	
Houston Pilots L - Greens Bayou	10.1	10.1	10.1	10.1	10.1	10.1	10.1	10.1	10.1	6.9	7.9	10.1	10.1	10.1	10.1	10.1	10.1	10.1	10.1	10.1	10.1	10.1	10.1	10.1	
Houston Pilots K - Shell Crude	10.1	10.1	10.1	10.1	10.1	10.1	10.1	10.1	10.1	6.9	7.9	10.1	10.1	10.1	10.1	10.1	10.1	10.1	10.1	10.1	10.1	10.1	10.1	10.1	
Houston Pilots J - Lynchburg Ferries	10.1	10.1	10.1	10.1	10.1	10.1	10.1	10.1	10.1	6.9	7.9	10.1	10.1	10.1	10.1	10.1	10.1	10.1	10.1	10.1	10.1	10.1	10.1	10.1	
Houston Pilots I - Exxon 3	10.1	10.1	10.1	10.1	10.1	10.1	10.1	10.1	10.1	6.9	7.9	10.1	10.1	10.1	10.1	10.1	10.1	10.1	10.1	10.1	10.1	10.1	10.1	10.1	
Houston Pilots H - Morgans Point	10.1	10.1	10.1	10.1	10.1	10.1	10.1	10.1	10.1	6.9	7.9	10.1	10.1	10.1	10.1	10.1	10.1	10.1	10.1	10.1	10.1	10.1	10.1	10.1	
Houston Pilots G - 75/76	10.1	10.1	10.1	10.1	10.1	10.1	10.1	10.1	10.1	10.1	10.1	10.1	10.1	10.1	10.1	10.1	10.1	10.1	10.1	10.1	10.1	10.1	10.1	12	12
Houston Pilots F - 63/64	10.1	10.1	10.1	10.1	10.1	10.1	10.1	10.1	10.1	10.1	10.1	10.1	10.1	10.1	10.1	10.1	10.1	10.1	10.1	10.1	10.1	10.1	10.1	12	12
Houston Pilots E - 51/52	10.1	10.1	10.1	10.1	10.1	10.1	10.1	10.1	10.1	10.1	10.1	10.1	10.1	10.1	10.1	10.1	10.1	10.1	10.1	10.1	10.1	10.1	10.1	12	12
Houston Pilots D - 37/38	10.1	10.1	10.1	10.1	10.1	10.1	10.1	10.1	10.1	10.1	10.1	10.1	10.1	10.1	10.1	10.1	10.1	10.1	10.1	10.1	10.1	10.1	10.1	12	12
Houston Pilots C - 25/26	10.1	10.1	10.1	10.1	10.1	10.1	10.1	10.1	10.1	10.1	10.1	10.1	10.1	10.1	10.1	10.1	10.1	10.1	10.1	10.1	10.1	10.1	10.1	12	12
Houston Pilots B - 11/12	10.1	10.1	10.1	10.1	10.1	10.1	10.1	10.1	10.1	10.1	10.1	10.1	10.1	10.1	10.1	10.1	10.1	10.1	10.1	10.1	10.1	10.1	10.1	12	12
Houston Pilots A - 1 & 2 Bravo	10.1	10.1	10.1	10.1	10.1	10.1	10.1	10.1	10.1	10.1	10.1	10.1	10.1	10.1	10.1	10.1	10.1	10.1	10.1	10.1	10.1	10.1	10.1	12	12

NOTE: This is automated data that may/may not agree with the official BAM thinking that's found on the daily slides or special visibility report slides. This data should be used as a guide only

Houston Pilots Wind Chart



Forecast Confidence

Above Normal Below Normal

Sustained wind 10 Knots

Gusts 15 Knots

Wind from the SE

Example

10

15

↙

Wind	Thu 11 pm	Fri 12 am	Fri 1 am	Fri 2 am	Fri 3 am	Fri 4 am	Fri 5 am	Fri 6 am	Fri 7 am	Fri 8 am	Fri 9 am	Fri 10 am	Fri 11 am	Fri 12 pm	Fri 1 pm	Fri 2 pm	Fri 3 pm	Fri 4 pm	Fri 5 pm	Fri 6 pm	Fri 7 pm	Fri 8 pm	Fri 9 pm	Fri 10 pm
Houston Pilots N - 610 Bridge	6 10 ↑	5 9 ↑	3 8 ↑	3 7 ↑	3 7 ↑	3 7 ↑	3 7 ↑	2 6 ↑	2 5 ↑	2 6 ↑	2 6 ↑	2 6 ↑	3 7 ↑	3 8 ↑	3 8 ↑	3 9 ↑	5 10 ↑	6 12 ↑	6 13 ↑	7 14 ↑	8 14 ↑	8 14 ↑	7 13 ↑	6 12 ↑
Houston Pilots M - Kinder 1	6 10 ↑	5 9 ↑	3 8 ↑	3 7 ↑	3 7 ↑	3 7 ↑	3 7 ↑	2 6 ↑	2 5 ↑	2 6 ↑	2 6 ↑	2 6 ↑	3 7 ↑	3 8 ↑	3 8 ↑	5 9 ↑	6 10 ↑	6 12 ↑	7 13 ↑	7 14 ↑	8 14 ↑	8 14 ↑	7 13 ↑	6 12 ↑
Houston Pilots L - Greens Bayou	5 10 ↑	3 8 ↑	3 8 ↑	3 7 ↑	3 7 ↑	3 7 ↑	3 7 ↑	2 6 ↑	2 5 ↑	2 6 ↑	2 6 ↑	2 6 ↑	3 7 ↑	3 8 ↑	3 8 ↑	5 9 ↑	6 10 ↑	6 12 ↑	7 13 ↑	8 14 ↑	8 15 ↑	7 14 ↑	6 13 ↑	6 12 ↑
Houston Pilots K - Shell Crude	5 10 ↑	3 8 ↑	3 7 ↑	3 7 ↑	3 7 ↑	2 7 ↑	2 7 ↑	2 5 ↑	2 5 ↑	2 5 ↑	2 6 ↑	2 7 ↑	3 7 ↑	3 8 ↑	3 9 ↑	5 10 ↑	6 12 ↑	6 13 ↑	7 14 ↑	7 14 ↑	7 14 ↑	7 14 ↑	6 12 ↑	6 10 ↑
Houston Pilots J - Lynchburg Ferries	5 9 ↑	3 8 ↑	3 7 ↑	3 7 ↑	2 7 ↑	2 7 ↑	2 7 ↑	2 5 ↑	1 5 ↑	1 5 ↑	1 5 ↑	2 6 ↑	2 7 ↑	3 8 ↑	3 8 ↑	3 9 ↑	6 10 ↑	6 12 ↑	7 14 ↑	8 14 ↑	7 15 ↑	7 14 ↑	6 13 ↑	5 10 ↑
Houston Pilots I - Exxon 3	8 12 ↑	8 10 ↑	7 10 ↑	6 9 ↑	6 8 ↑	6 8 ↑	6 8 ↑	5 7 ↑	5 7 ↑	5 7 ↑	3 7 ↑	3 7 ↑	3 8 ↑	5 9 ↑	5 10 ↑	6 12 ↑	8 13 ↑	9 15 ↑	10 16 ↑	10 16 ↑	10 15 ↑	10 15 ↑	10 14 ↑	9 13 ↑
Houston Pilots H - Morgans Point	8 12 ↑	8 10 ↑	7 9 ↑	6 9 ↑	6 8 ↑	6 8 ↑	6 8 ↑	5 7 ↑	5 7 ↑	5 7 ↑	3 7 ↑	3 7 ↑	3 8 ↑	5 9 ↑	5 12 ↑	6 13 ↑	8 13 ↑	9 15 ↑	10 16 ↑	10 16 ↑	10 15 ↑	10 15 ↑	10 14 ↑	9 13 ↑
Houston Pilots G - 75/76	9 13 ↑	8 12 ↑	8 10 ↑	8 10 ↑	7 9 ↑	7 9 ↑	7 9 ↑	6 8 ↑	6 8 ↑	6 8 ↑	5 7 ↑	5 7 ↑	5 8 ↑	5 9 ↑	6 10 ↑	6 12 ↑	8 13 ↑	8 15 ↑	10 16 ↑	10 16 ↑	10 15 ↑	10 15 ↑	10 14 ↑	9 13 ↑
Houston Pilots F - 63/64	8 13 ↑	8 12 ↑	8 10 ↑	8 10 ↑	7 9 ↑	7 9 ↑	7 9 ↑	6 8 ↑	6 8 ↑	6 8 ↑	5 7 ↑	5 7 ↑	5 8 ↑	3 9 ↑	5 9 ↑	6 12 ↑	7 13 ↑	8 14 ↑	9 15 ↑	10 16 ↑	10 15 ↑	10 15 ↑	10 14 ↑	9 13 ↑
Houston Pilots E - 51/52	8 12 ↑	8 12 ↑	8 10 ↑	8 10 ↑	7 9 ↑	7 9 ↑	7 9 ↑	6 8 ↑	6 8 ↑	6 8 ↑	5 7 ↑	5 7 ↑	5 8 ↑	5 8 ↑	5 9 ↑	6 10 ↑	6 12 ↑	8 13 ↑	9 14 ↑	9 15 ↑	9 15 ↑	9 14 ↑	9 13 ↑	8 12 ↑
Houston Pilots D - 37/38	8 12 ↑	8 12 ↑	8 12 ↑	8 10 ↑	7 10 ↑	7 10 ↑	7 10 ↑	6 9 ↑	6 9 ↑	6 9 ↑	6 7 ↑	6 7 ↑	5 8 ↑	5 8 ↑	5 9 ↑	6 10 ↑	6 10 ↑	7 12 ↑	8 13 ↑	8 14 ↑	8 14 ↑	8 13 ↑	8 13 ↑	8 12 ↑
Houston Pilots C - 25/26	8 12 ↑	8 10 ↑	7 10 ↑	7 10 ↑	7 9 ↑	7 9 ↑	7 9 ↑	6 8 ↑	6 8 ↑	6 8 ↑	6 8 ↑	5 7 ↑	5 8 ↑	5 8 ↑	5 9 ↑	6 10 ↑	6 10 ↑	7 12 ↑	8 13 ↑	8 13 ↑	8 13 ↑	8 13 ↑	8 12 ↑	8 12 ↑
Houston Pilots B - 11/12	7 12 ↑	6 10 ↑	6 10 ↑	6 10 ↑	6 9 ↑	6 9 ↑	6 9 ↑	6 8 ↑	6 8 ↑	6 8 ↑	5 7 ↑	5 7 ↑	5 8 ↑	5 8 ↑	6 9 ↑	6 9 ↑	6 10 ↑	6 12 ↑	8 12 ↑	8 13 ↑	8 13 ↑	8 13 ↑	7 12 ↑	7 10 ↑
Houston Pilots A - 1 & 2 Bravo	8 13 ↑	8 12 ↑	8 12 ↑	8 12 ↑	8 12 ↑	8 12 ↑	8 12 ↑	7 10 ↑	7 10 ↑	7 10 ↑	6 9 ↑	6 9 ↑	6 8 ↑	5 8 ↑	5 8 ↑	5 8 ↑	6 8 ↑	6 9 ↑	7 10 ↑	7 12 ↑	8 13 ↑	8 13 ↑	8 12 ↑	8 12 ↑

NOTE: This is automated data that may/may not agree with the official BAM thinking that's found on the daily slides. This data should be used as a guide only.

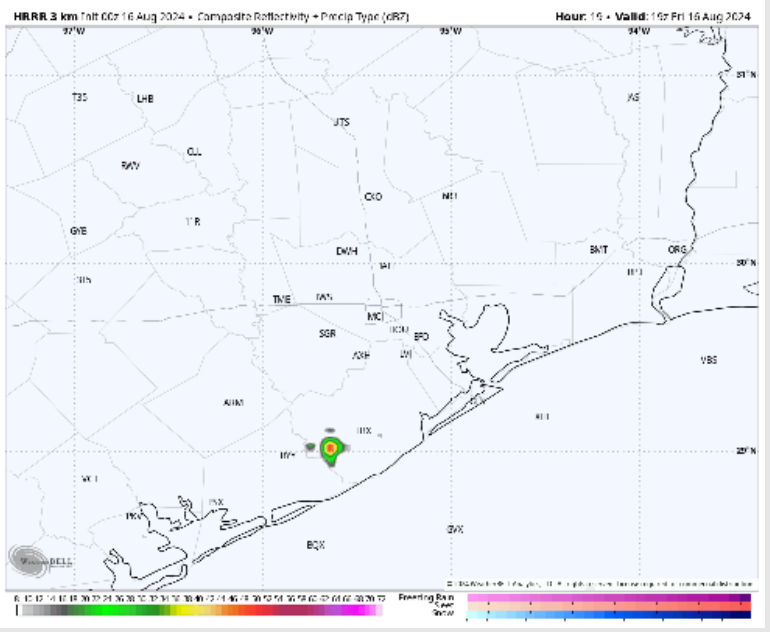
Houston Pilots: FRI. 8/16/2024



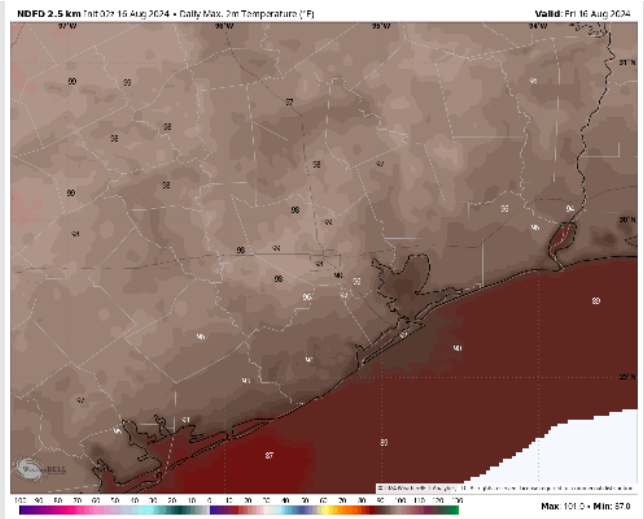
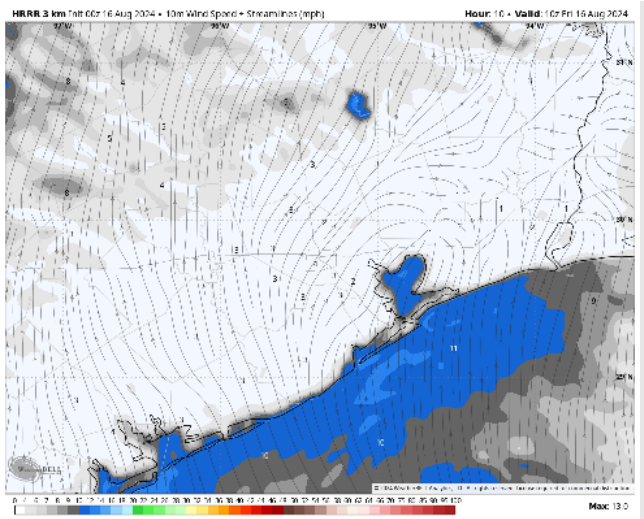
Forecast Discussion

- Precip:** Dry conditions are favored through the AM. Isolated Showers will be possible (10%) from 12PM – 7PM for all stations.
- Wind:** Winds will out of the S / SE throughout the day. **N of Morgan's Point:** Winds at 3 – 7 kts for all of the day today. **S of Morgan's Point:** Winds at 7 – 13 kts through 8AM before wind decrease to 3 – 7 kts through 5PM. After 5 PM winds return to 7-13 kts for the rest of the day.
- High Temps:** **N of Morgan's Point:** Mid to Upper 90s F. **S of Morgan's Point:** Upper 80s to lower 90s F.
- Visibility:** Not anticipating any visibility concerns today.

Precip Image: 2 PM CT



Wind Speed:
5 AM CT



High Temps
Today

Houston Pilots: SAT. 8/17/2024



Forecast Discussion

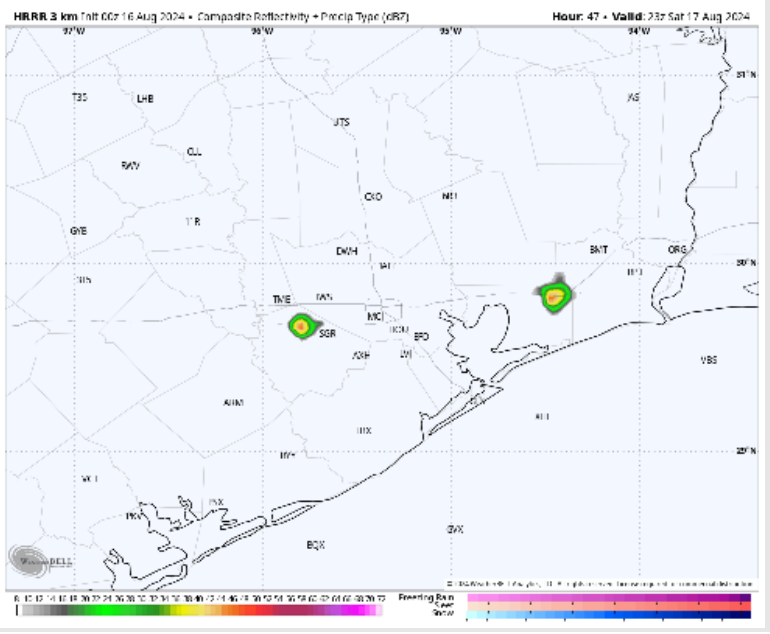
Precip: Scattered showers (10%) and a few storms favored from 3PM to 7PM. Not favoring any severe concerns at this time.

Wind: Winds will be variable through 3PM before shifting out of the S/SE. **N of Morgan's Point:** Winds at 3 – 8 kts throughout Saturday. **S of Morgan's Point:** Winds at 4 – 9 kts favored for the entire day.

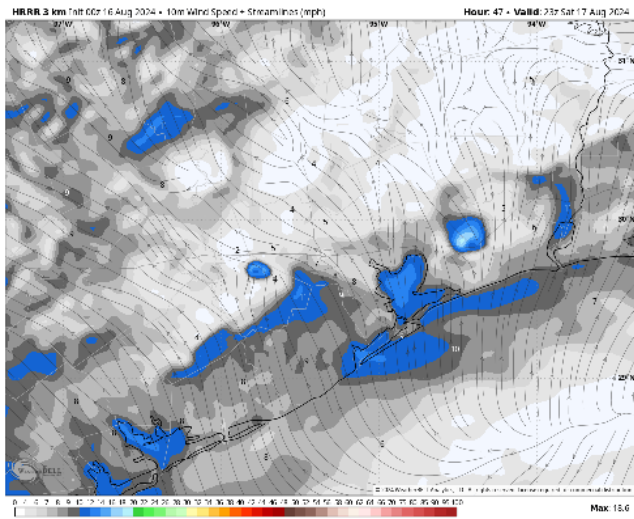
High Temps: **N of Morgan's Point:** Upper 90's F. **S of Morgan's Point:** Upper 80s to lower 90s F.

Visibility: Not anticipating any visibility concerns for Saturday.

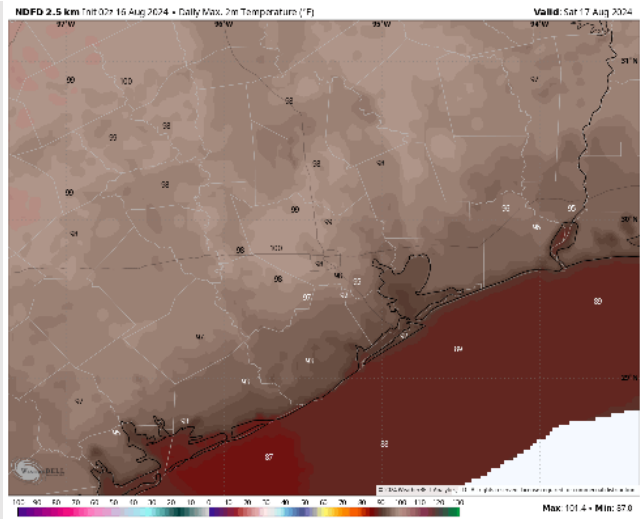
Precip Image: 6 PM CT



Wind Speed
6 PM CT



High Temps
Saturday



Houston Pilots: SUN. 8/18/2024



Forecast Discussion

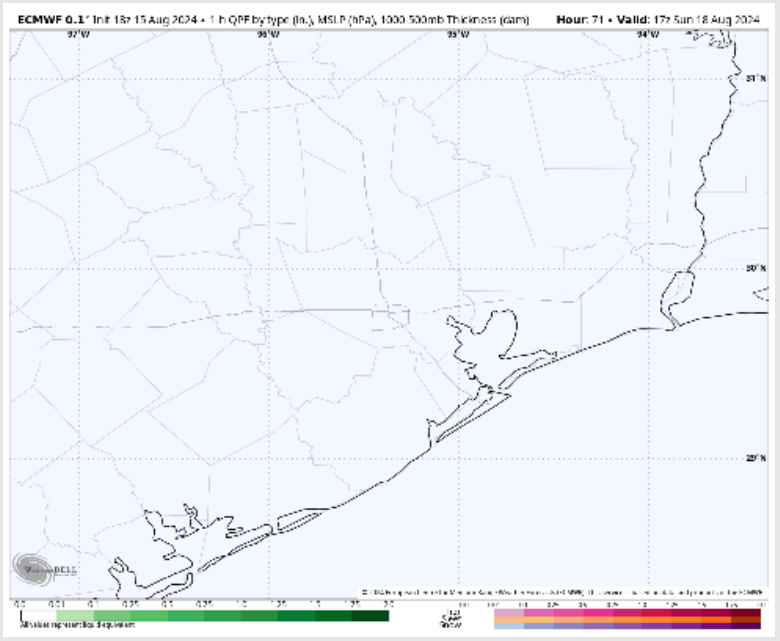
Precip: Favoring dry conditions for Sunday.

Wind: Winds will generally start out of the SW and shift clockwise through 4PM, before then settling out of the S. **N of Morgan's Point:** Winds will be at 2 – 7 kts for the whole day **Sunday.** **S of Morgan's Point:** Winds will be at 4 – 9 kts through 4AM, before decreasing to 2-7 kts throughout the the rest of the day.

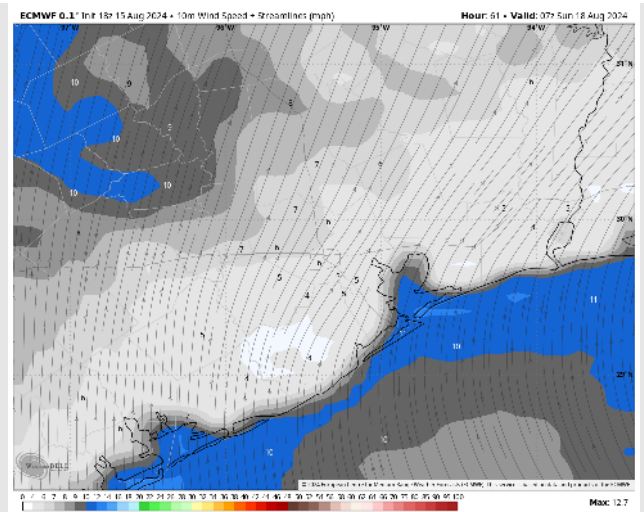
High Temps: **N of Morgan's Point:** Low 100s F. **S of Morgan's Point:** Upper 80s / Low 90s F.

Visibility: Not favoring any visibility concerns for Sunday.

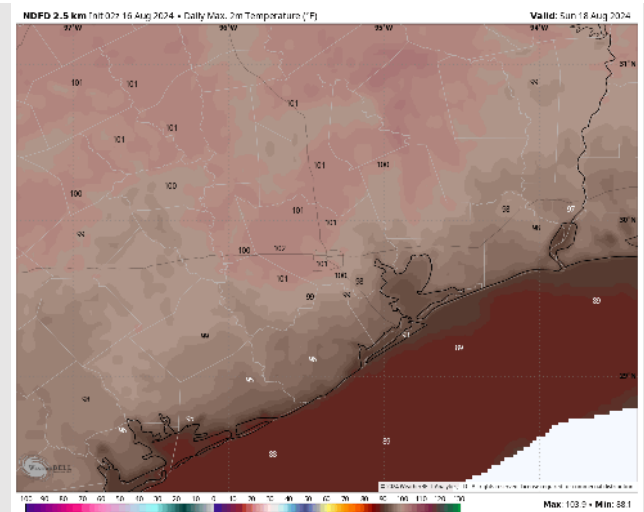
Precip Image: 12 PM CT



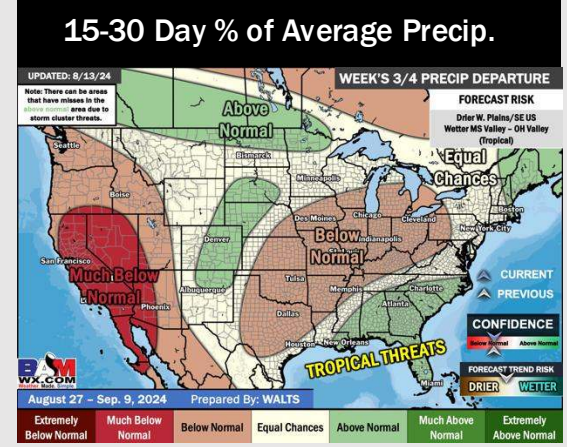
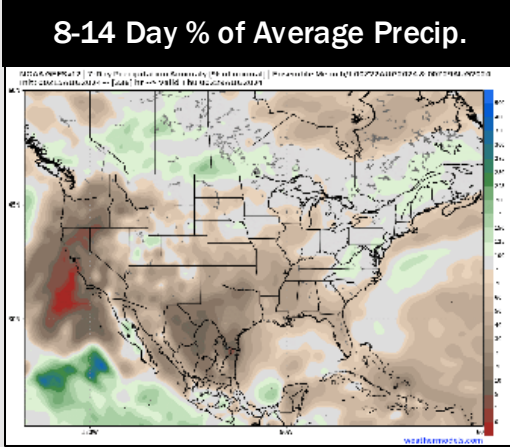
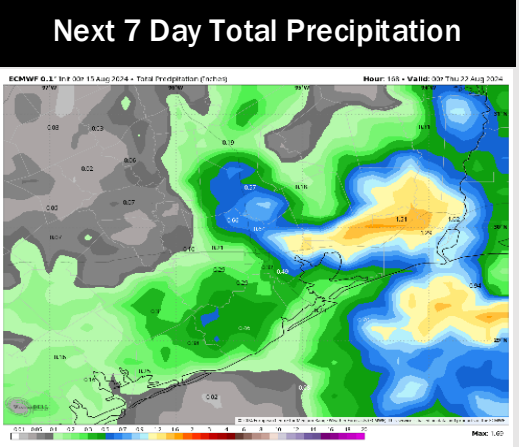
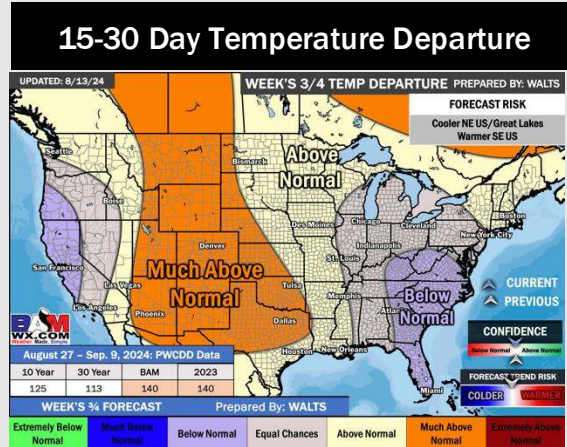
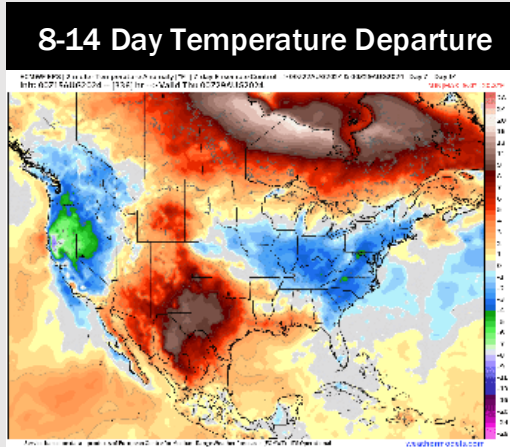
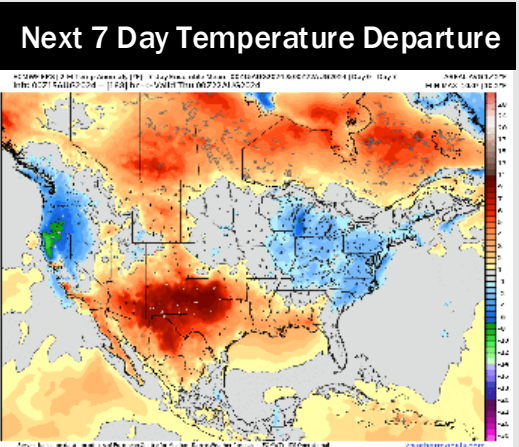
Wind Speed:
2 AM CT



High Temps
Sunday



Houston Pilots: 8/16/24



- Temps are expected to be near to above normal for the week 1 timeframe. Expecting a generally drier week with scattered rain chances throughout the week.
- Above average temperatures and below normal precipitation chances are favored for the week 2 timeframe.
- Near normal temperatures and above average precipitation chances are expected for the weeks 3/4 timeframe. As we approach mid to late August & going into September, Atlantic tropical activity looks to ramp up. We will be monitoring closely and providing updates as needed.

Houston Pilots Tropical Update

Late August and Beyond

