

# Houston Pilots Forecast Package



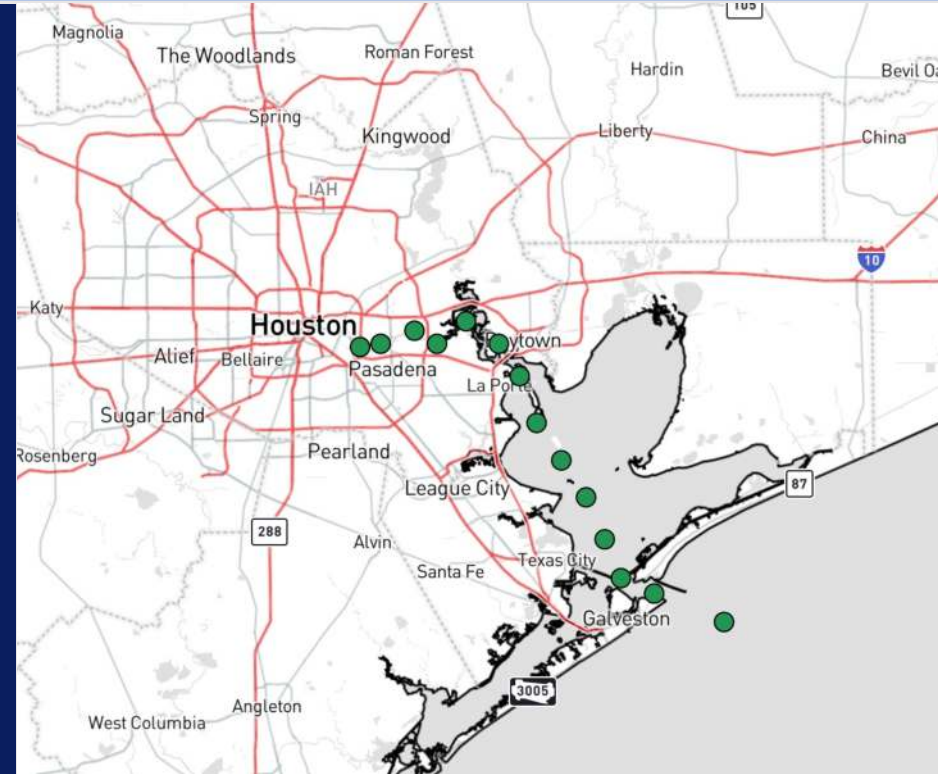
Updated: 10:15 PM CT

Sunday, August 11, 2024

Forecaster: Tyler Riggles

## Weather Headlines

- A few hit/miss rain chances through the 72 hours, however favoring mostly dry conditions.
- Winds will be relatively calm through the next few days, with winds rarely exceeding 13 kts.
- Not favoring any fog risks over the next few days.



Current Radar: 10:10 PM CT



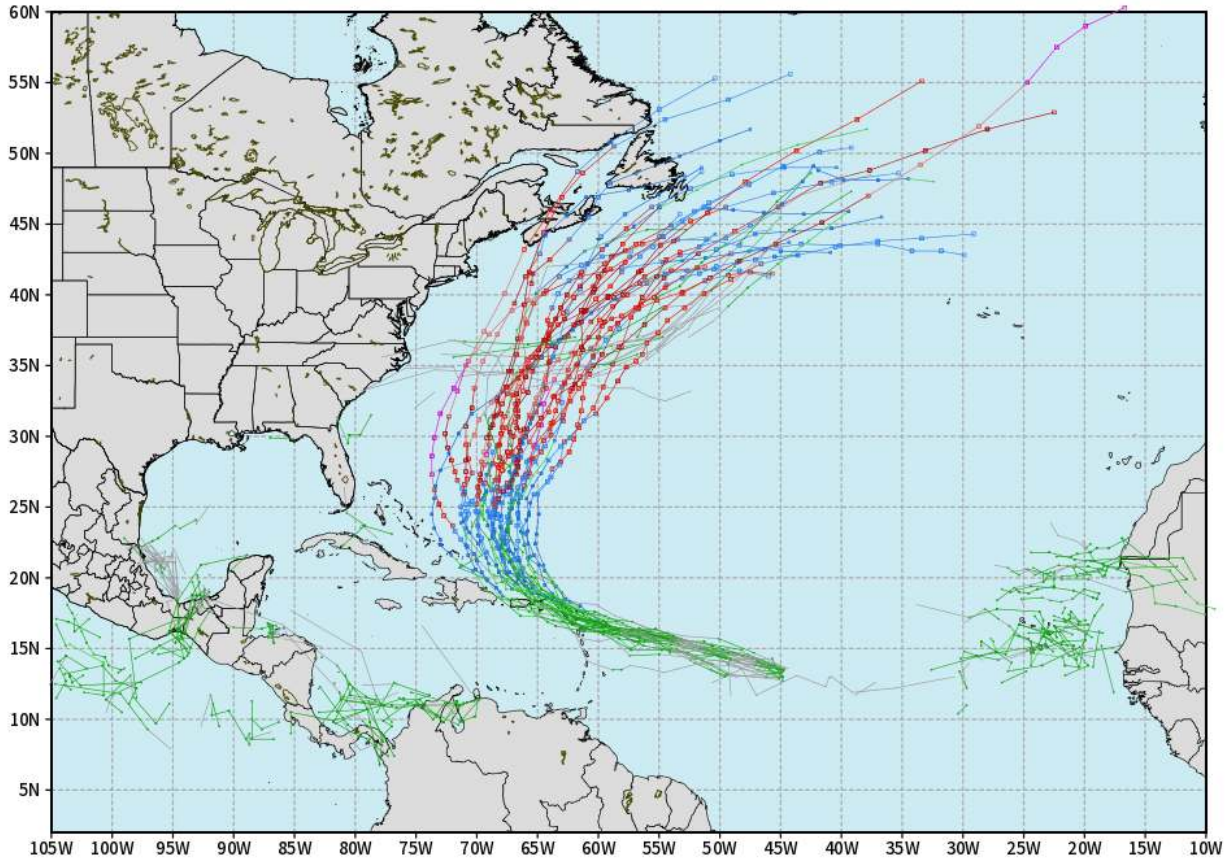
As always, please do not hesitate to reach out to us with any forecast questions via the chat option on Clarity or our on-call number, **(317)-560-8122** press 1 for forecast questions.

# Houston Pilots Tropical Update

## European Model Next 10 Days - Tropical Tracks

ECMWF ATLANTIC EPS Cyclone Locations --> Next [10-days]  
INIT: 12Z11AUG2024 --> UNTIL 12Z21AUG2024

- o-o ENSEMBLE MEAN
- o-o 1000 - 1010 hPa
- o-o 980 - 999 hPa
- o-o 960 - 979 hPa
- o-o 950 - 959 hPa
- o-o < 950 hPa



[weathermodels.com](http://weathermodels.com)

We are currently monitoring an uptick in activity in the Caribbean as we approach the middle of August. Too early to determine Gulf threats. We will have updates as needed.

# Houston Pilots Visibility Chart (miles)



## Forecast Confidence



Visibility	Mon 12 am	Mon 1 am	Mon 2 am	Mon 3 am	Mon 4 am	Mon 5 am	Mon 6 am	Mon 7 am	Mon 8 am	Mon 9 am	Mon 10 am	Mon 11 am	Mon 12 pm	Mon 1 pm	Mon 2 pm	Mon 3 pm	Mon 4 pm	Mon 5 pm	Mon 6 pm	Mon 7 pm	Mon 8 pm	Mon 9 pm	Mon 10 pm	Mon 11 pm	
Houston Pilots N - 610 Bridge	10.1	10.1	10.1	10.1	10.1	10.1	10.1	10.1	9	9	10.1	10.1	10.1	10.1	10.1	10.1	10.1	10.1	10.1	10.1	10.1	10.1	10.1	10.1	
Houston Pilots M - Kinder 1	10.1	10.1	10.1	10.1	10.1	10.1	10.1	10.1	9	9	10.1	10.1	10.1	10.1	10.1	10.1	10.1	10.1	10.1	10.1	10.1	10.1	10.1	10.1	
Houston Pilots L - Greens Bayou	10.1	10.1	10.1	10.1	10.1	10.1	10.1	10.1	9	9	10.1	10.1	10.1	10.1	10.1	10.1	10.1	10.1	10.1	10.1	10.1	10.1	10.1	10.1	
Houston Pilots K - Shell Crude	10.1	10.1	10.1	10.1	10.1	10.1	10.1	10.1	9	9	10.1	10.1	10.1	10.1	10.1	10.1	10.1	10.1	10.1	10.1	10.1	10.1	10.1	10.1	
Houston Pilots J - Lynchburg Ferries	10.1	10.1	10.1	10.1	10.1	10.1	10.1	10.1	7.9	9	10.1	10.1	10.1	10.1	10.1	10.1	10.1	10.1	10.1	10.1	10.1	10.1	10.1	10.1	
Houston Pilots I - Exxon 3	10.1	10.1	10.1	10.1	10.1	10.1	10.1	10.1	7.9	9	10.1	10.1	10.1	10.1	10.1	10.1	10.1	10.1	10.1	10.1	10.1	10.1	10.1	10.1	
Houston Pilots H - Morgans Point	10.1	10.1	10.1	10.1	10.1	10.1	10.1	10.1	10.1	9	10.1	10.1	10.1	10.1	10.1	10.1	10.1	10.1	10.1	10.1	10.1	10.1	10.1	10.1	
Houston Pilots G - 75/76	10.1	10.1	10.1	10.1	10.1	10.1	10.1	10.1	10.1	10.1	10.1	10.1	10.1	10.1	10.1	10.1	10.1	10.1	10.1	10.1	10.1	10.1	12	12	12
Houston Pilots F - 63/64	10.1	10.1	10.1	10.1	10.1	10.1	10.1	10.1	10.1	10.1	10.1	10.1	10.1	10.1	10.1	10.1	10.1	10.1	10.1	10.1	10.1	10.1	12	12	12
Houston Pilots E - 51/52	10.1	10.1	10.1	10.1	10.1	10.1	10.1	10.1	10.1	10.1	10.1	10.1	10.1	10.1	10.1	10.1	10.1	10.1	10.1	10.1	10.1	10.1	12	12	12
Houston Pilots D - 37/38	10.1	10.1	10.1	10.1	10.1	10.1	10.1	10.1	10.1	10.1	10.1	10.1	10.1	10.1	10.1	10.1	10.1	10.1	10.1	10.1	10.1	10.1	12	12	12
Houston Pilots C - 25/26	10.1	10.1	10.1	10.1	10.1	10.1	10.1	10.1	10.1	10.1	10.1	10.1	10.1	10.1	10.1	10.1	10.1	10.1	10.1	10.1	10.1	10.1	12	12	12
Houston Pilots B - 11/12	10.1	10.1	10.1	10.1	10.1	10.1	10.1	10.1	10.1	10.1	10.1	10.1	10.1	10.1	10.1	10.1	10.1	10.1	10.1	10.1	10.1	10.1	12	12	12
Houston Pilots A - 1 & 2 Bravo	10.1	10.1	10.1	10.1	10.1	10.1	10.1	10.1	10.1	10.1	10.1	10.1	10.1	10.1	10.1	10.1	10.1	10.1	10.1	10.1	10.1	10.1	12	12	12

**NOTE: This is automated data that may/may not agree with the official BAM thinking that's found on the daily slides or special visibility report slides. This data should be used as a guide only**

# Houston Pilots Wind Chart



**Forecast Confidence**

Above Normal Below Normal

Sustained wind 10 Knots

Gusts 15 Knots

Wind from the SE

**Example**

10

15

↖

Wind	Mon 12 am	Mon 1 am	Mon 2 am	Mon 3 am	Mon 4 am	Mon 5 am	Mon 6 am	Mon 7 am	Mon 8 am	Mon 9 am	Mon 10 am	Mon 11 am	Mon 12 pm	Mon 1 pm	Mon 2 pm	Mon 3 pm	Mon 4 pm	Mon 5 pm	Mon 6 pm	Mon 7 pm	Mon 8 pm	Mon 9 pm	Mon 10 pm	Mon 11 pm
Houston Pilots N - 610 Bridge	3 ↑	3 ↑	3 ↑	2 ↑	2 ↑	1 ↖	1 ↖	1 ↖	1 ↖	2 ↖	2 ↖	3 ↑	3 ↑	5 ↖	6 ↖	7 ↖	7 ↖	8 ↖	8 ↖	8 ↖	8 ↖	7 ↖	6 ↖	6 ↖
Houston Pilots M - Kinder 1	3 ↑	3 ↑	3 ↑	2 ↑	2 ↑	1 ↑	1 ↖	1 ↖	1 ↖	1 ↖	2 ↖	3 ↑	3 ↑	6 ↖	6 ↖	7 ↖	8 ↖	8 ↖	8 ↖	8 ↖	8 ↖	7 ↖	6 ↖	5 ↖
Houston Pilots L - Greens Bayou	3 ↑	3 ↑	3 ↑	2 ↑	2 ↑	1 ↑	1 ↓	1 ↓	1 ↓	1 ↖	2 ↖	3 ↑	3 ↑	6 ↖	6 ↖	7 ↖	8 ↖	8 ↖	8 ↖	8 ↖	8 ↖	7 ↖	6 ↖	5 ↖
Houston Pilots K - Shell Crude	3 ↑	3 ↑	3 ↑	2 ↑	2 ↑	1 ↑	1 →	1 ↓	1 ↓	1 ↖	2 ↖	3 ↑	3 ↑	6 ↖	6 ↖	7 ↖	8 ↖	8 ↖	8 ↖	8 ↖	8 ↖	6 ↖	6 ↖	5 ↖
Houston Pilots J - Lynchburg Ferries	3 ↑	3 ↑	2 ↑	2 ↑	1 ↑	1 ↑	1 →	1 ↓	1 ↓	1 ↖	2 ↖	2 ↖	3 ↑	5 ↖	6 ↖	7 ↖	8 ↖	8 ↖	8 ↖	8 ↖	7 ↖	6 ↖	6 ↖	3 ↖
Houston Pilots I - Exxon 3	8 ↑	7 ↑	6 ↑	6 ↑	5 ↑	5 ↑	3 ↑	3 ↑	3 ↑	3 ↑	3 ↑	5 ↑	6 ↑	6 ↑	8 ↑	9 ↑	10 ↑	10 ↑	12 ↑	12 ↑	10 ↑	10 ↑	9 ↑	8 ↑
Houston Pilots H - Morgans Point	8 ↑	7 ↑	7 ↑	6 ↑	6 ↑	5 ↑	3 ↑	3 ↑	3 ↑	3 ↑	3 ↑	5 ↑	6 ↑	7 ↑	8 ↑	9 ↑	10 ↑	10 ↑	10 ↑	10 ↑	10 ↑	10 ↑	9 ↑	8 ↑
Houston Pilots G - 75/76	8 ↑	8 ↑	8 ↑	7 ↑	6 ↑	6 ↑	6 ↑	5 ↑	5 ↑	5 ↑	5 ↑	6 ↑	6 ↑	7 ↑	8 ↑	9 ↑	10 ↑	10 ↑	10 ↑	10 ↑	10 ↑	10 ↑	10 ↑	9 ↑
Houston Pilots F - 63/64	8 ↑	8 ↑	8 ↑	7 ↑	7 ↑	6 ↑	6 ↑	5 ↑	5 ↑	5 ↑	5 ↑	6 ↑	6 ↑	6 ↑	8 ↑	9 ↑	10 ↑	10 ↑	10 ↑	10 ↑	10 ↑	10 ↑	9 ↑	9 ↑
Houston Pilots E - 51/52	8 ↑	8 ↑	8 ↑	8 ↑	7 ↑	6 ↑	6 ↑	5 ↑	5 ↑	5 ↑	5 ↑	6 ↑	6 ↑	7 ↑	8 ↑	8 ↑	9 ↑	10 ↑	10 ↑	10 ↑	10 ↑	10 ↑	9 ↑	9 ↑
Houston Pilots D - 37/38	8 ↑	8 ↑	8 ↑	8 ↑	7 ↑	7 ↑	6 ↑	6 ↑	5 ↑	5 ↑	5 ↑	6 ↑	6 ↑	6 ↑	8 ↑	8 ↑	8 ↑	8 ↑	8 ↑	8 ↑	8 ↑	8 ↑	8 ↑	8 ↑
Houston Pilots C - 25/26	8 ↑	8 ↑	8 ↑	8 ↑	7 ↑	7 ↑	6 ↑	6 ↑	5 ↑	5 ↑	5 ↑	6 ↑	6 ↑	6 ↑	8 ↑	8 ↑	8 ↑	8 ↑	8 ↑	8 ↑	8 ↑	8 ↑	8 ↑	8 ↑
Houston Pilots B - 11/12	8 ↑	7 ↑	7 ↑	7 ↑	6 ↑	6 ↑	6 ↑	5 ↑	5 ↑	5 ↑	5 ↑	6 ↑	6 ↑	7 ↑	8 ↑	8 ↑	8 ↑	8 ↑	8 ↑	8 ↑	8 ↑	8 ↑	8 ↑	8 ↑
Houston Pilots A - 1 & 2 Bravo	9 ↑	9 ↑	9 ↑	8 ↑	8 ↑	8 ↑	7 ↑	6 ↑	6 ↑	6 ↑	6 ↑	6 ↑	6 ↑	6 ↑	7 ↑	7 ↑	8 ↑	8 ↑	8 ↑	8 ↑	8 ↑	8 ↑	9 ↑	9 ↑

**NOTE: This is automated data that may/may not agree with the official BAM thinking that's found on the daily slides. This data should be used as a guide only.**

# Houston Pilots: MON. 8/12/2024



## Forecast Discussion

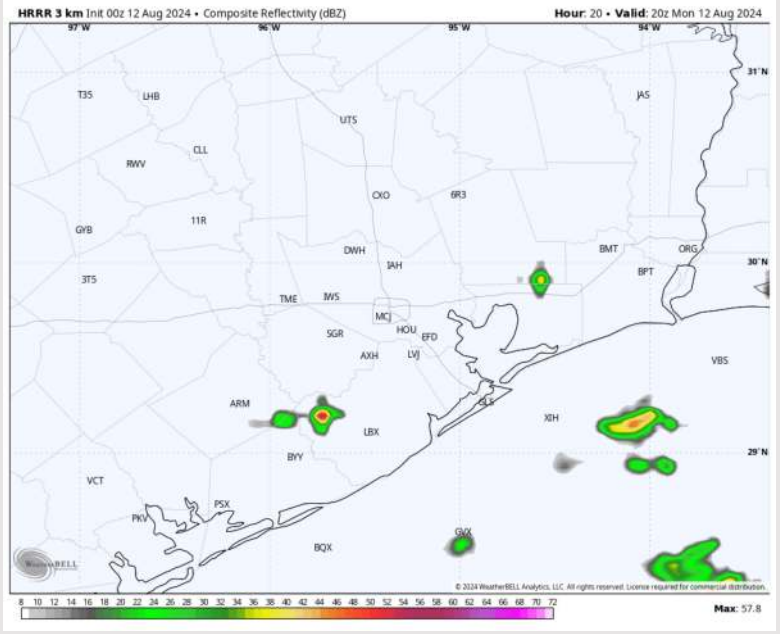
**Precip:** Hit and miss (20%) showers in play for all stations between 1 PM and 7 PM today.

**Wind:** Winds will be generally variable between 12 AM – 11 AM, settling out of the S/SE after that time and through the remainder of the day. **N of Morgan's Point:** Winds will be at 3 – 9 kts throughout the day. **S of Morgan's Point:** Winds will be at 6 – 13 kts through the day.

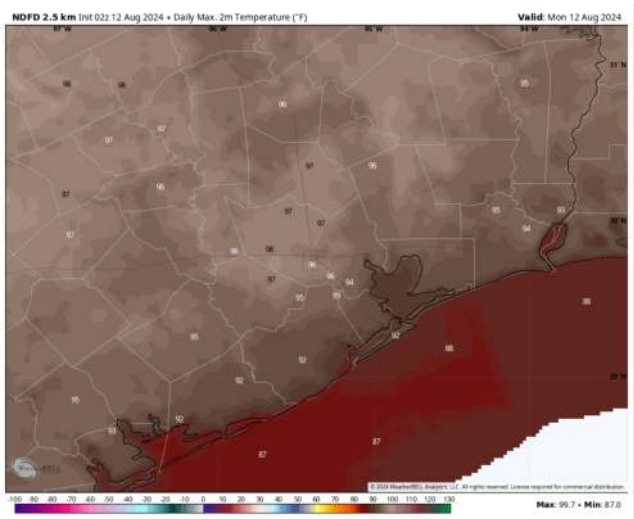
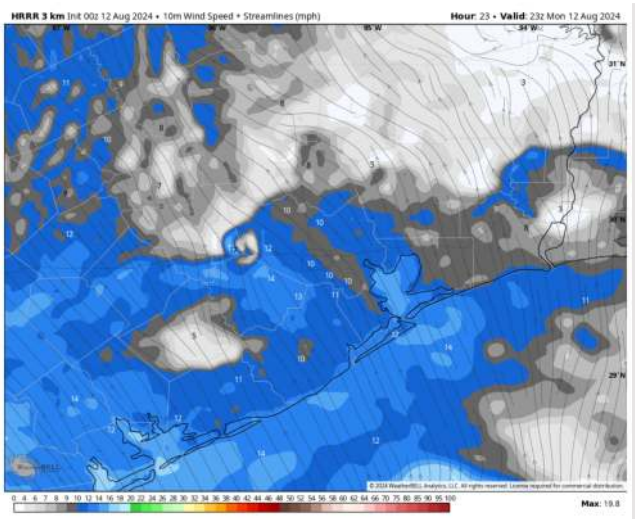
**High Temps:** **N of Morgan's Point:** Mid to upper 90s F. **S of Morgan's Point:** Lower 90s F.

**Visibility:** Not favoring any visibility concerns for today.

## Precip Image: 3 PM CT



Wind Speed:  
6 PM CT



High Temps  
Today

## Forecast Discussion

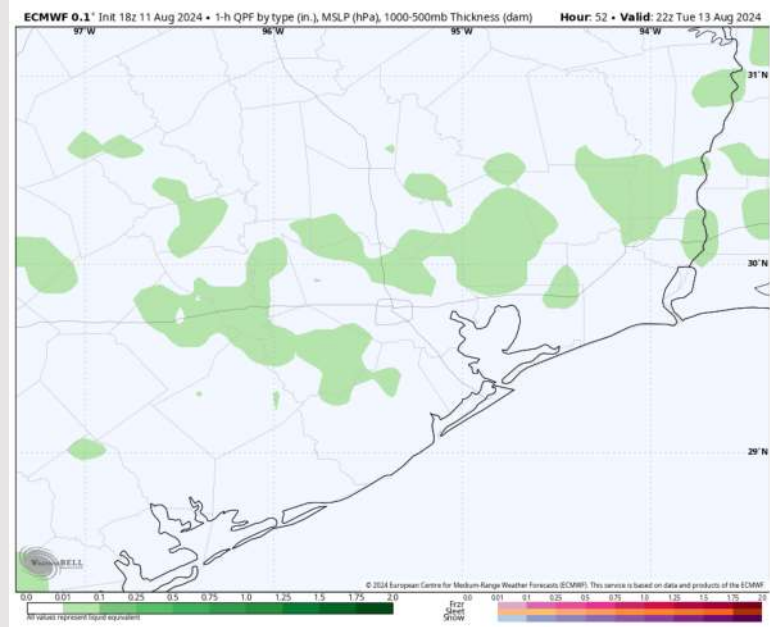
**Precip:** Scattered showers are possible from 12 PM – 6 PM for all stations. Dry conditions are then favored for the rest of the night.

**Wind:** Winds will be variable in direction through 12 PM, settling out of the SE after that time. **N of Morgan's Point:** Winds at 3 – 8 kts through Tuesday. **S of Morgan's Point:** Winds at 2 – 6 kts through 12 PM, increasing to 7 – 11 kts through the remainder of the evening.

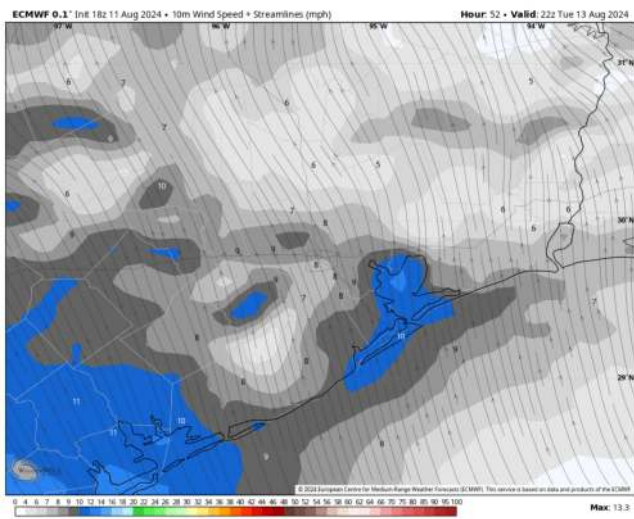
**High Temps:** **N of Morgan's Point:** Upper 90s F. **S of Morgan's Point:** Lower to mid 90s.

**Visibility:** Not anticipating any visibility concerns for Tuesday.

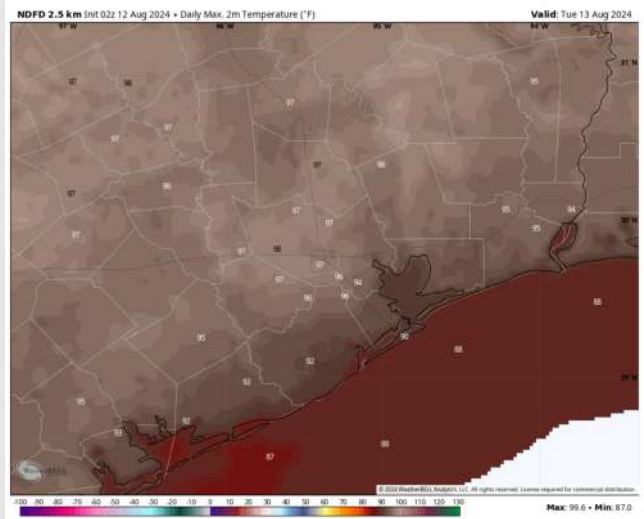
## Precip Image: 5 PM CT



Wind Speed:  
5 PM CT



High Temps  
Tuesday



# Houston Pilots: WED. 8/14/2024



## Forecast Discussion

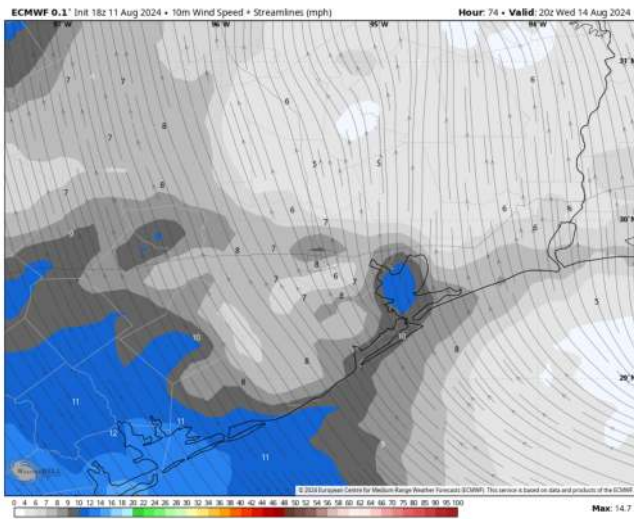
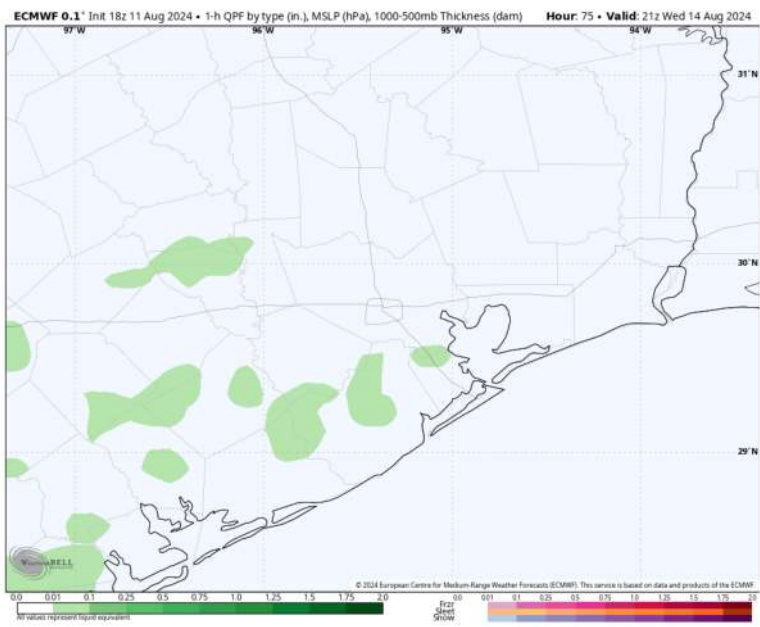
**Precip:** Isolated (10%) light showers in play between 12 – 7 PM, however best coverage likely lies to the W/SW of all stations.

**Wind:** Winds will be variable in direction through 12 PM, settling out of the SE after that time. **N of Morgan's Point:** Winds at 3 – 8 kts throughout Wednesday. **S of Morgan's Point:** Winds at 5 – 10 kts throughout Wednesday.

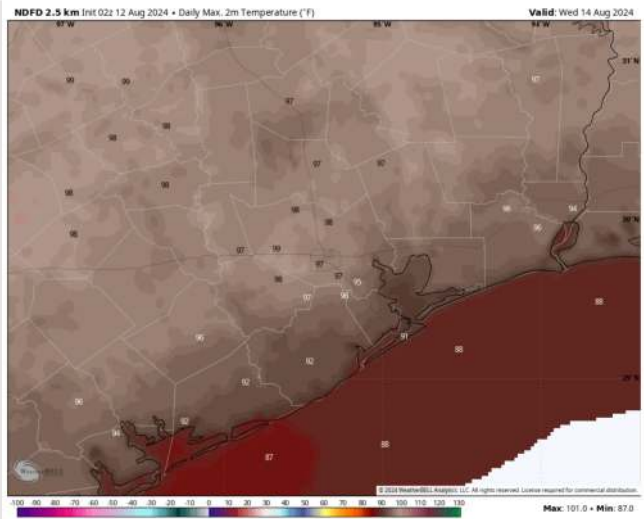
**High Temps:** **N of Morgan's Point:** Near 100 F. **S of Morgan's Point:** Near 90 F.

**Visibility:** Not anticipating any visibility concerns for Wednesday..

### Precip Image: 4 PM CT

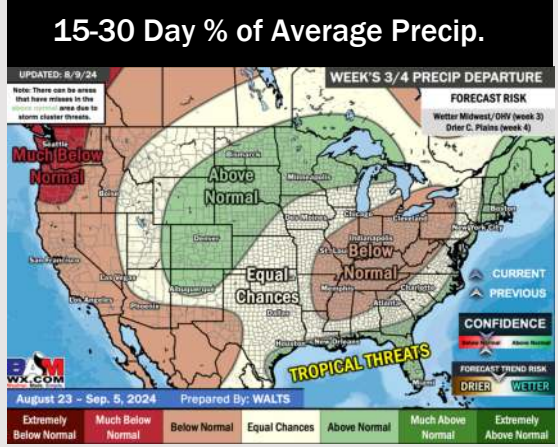
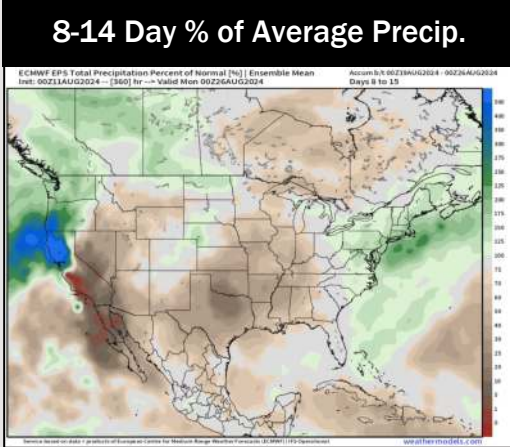
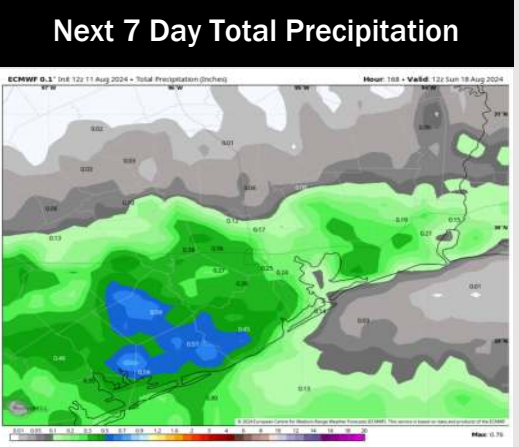
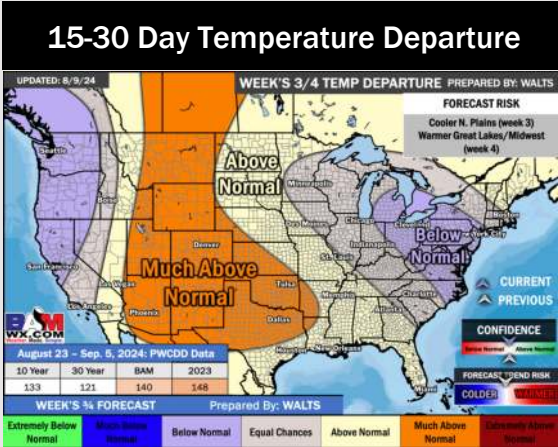
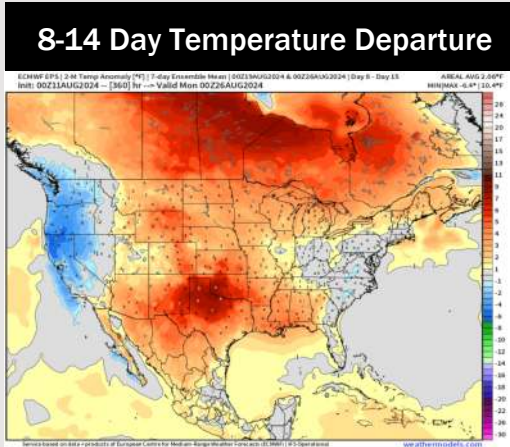
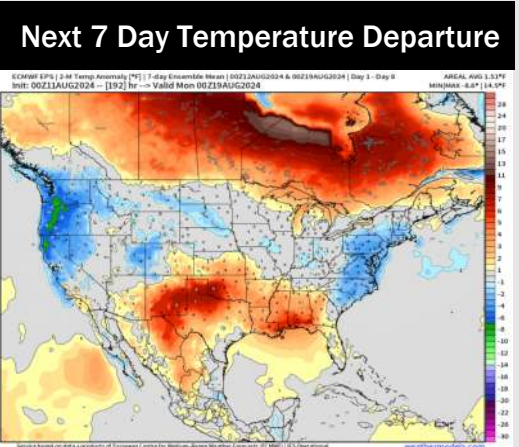


Wind Speed  
3 PM CT



High Temps  
Wednesday

# Houston Pilots: 8/12/24



- Temps are expected to be near to slightly above normal for the week 1 timeframe. Expecting a generally drier week with scattered rain chances pushing in.
- Above average temperatures and below normal precipitation chances are favored for the week 2 timeframe. We are monitoring the potential of tropical activity entering the Gulf of Mexico.
- Above normal temperatures and above average precipitation chances are expected for the weeks 3/4 timeframe. As we approach mid to late August & going into September, Atlantic tropical activity looks to ramp up. We will be monitoring closely and providing updates as needed.



# Houston Pilots Tropical Update

Late August and Beyond

