

Houston Pilots Forecast Package



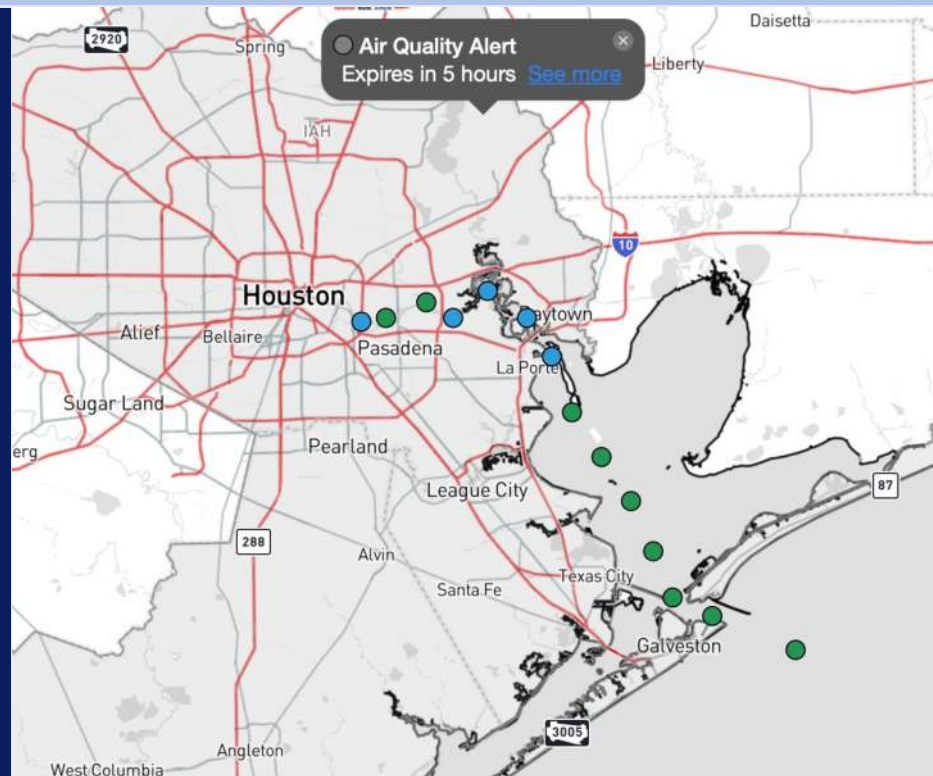
Updated: 12:30 PM CT

Sunday, August 11, 2024

Forecaster: Hope Kleitsch

Weather Headlines

- A few scattered rain chances through the next 36 hours.
- Winds will be relatively calm through the next few days, with winds rarely exceeding 14 kts.
- Not favoring any fog risks over the next few days.



Current Radar: 12:30 PM CT



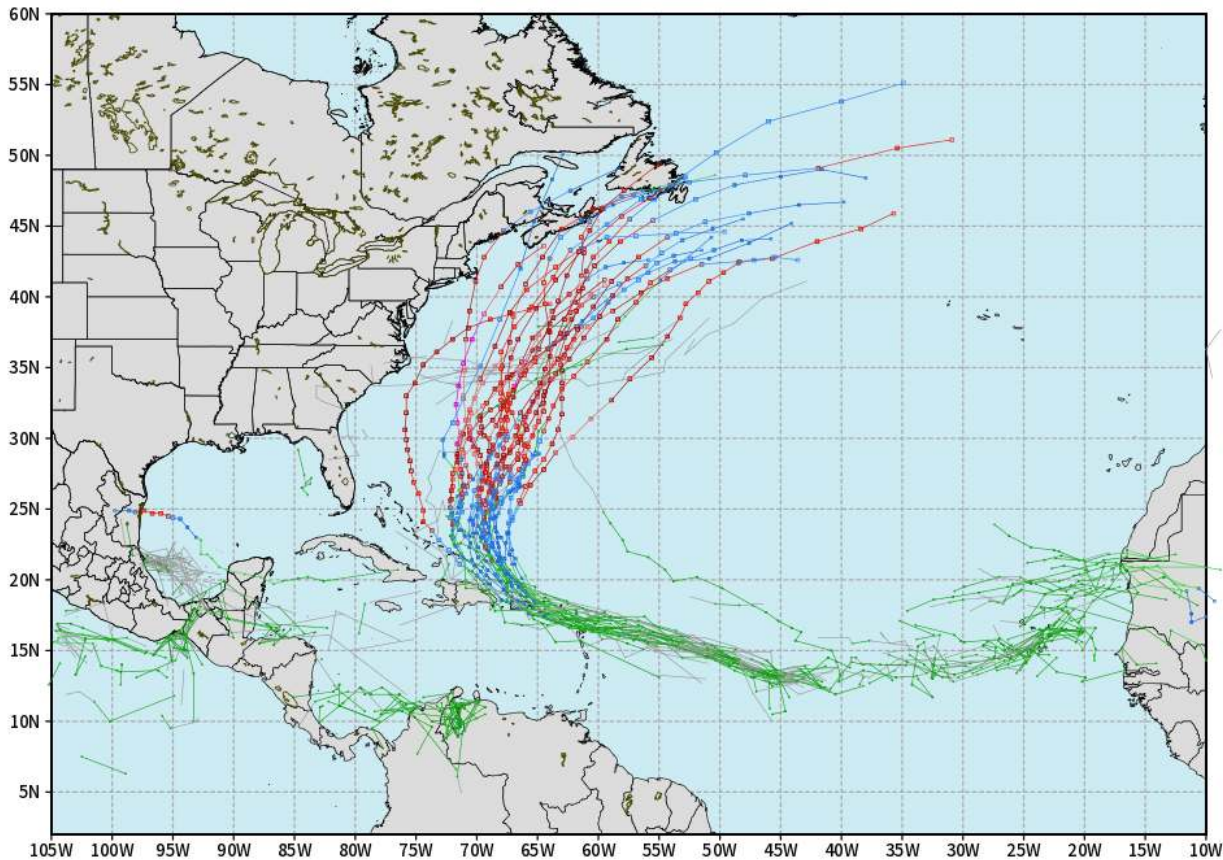
As always, please do not hesitate to reach out to us with any forecast questions via the chat option on Clarity or our on-call number, **(317)-560-8122** press 1 for forecast questions.

Houston Pilots Tropical Update

European Model Next 10 Days - Tropical Tracks

ECMWF ATLANTIC EPS Cyclone Locations --> Next [10-days]
INIT: 00Z11AUG2024 --> UNTIL 00Z21AUG2024

o-o ENSEMBLE MEAN
o-o 1000 - 1010 hPa
o-o 980 - 999 hPa
o-o 960 - 979 hPa
o-o 950 - 959 hPa
o-o < 950 hPa



weathermodels.com

We are currently monitoring an uptick in activity in the Caribbean as we approach the middle of August. Too early to determine Gulf threats. We will have updates as needed.

Houston Pilots Visibility Chart (miles)



Forecast Confidence



Visibility	Sun 2 pm	Sun 3 pm	Sun 4 pm	Sun 5 pm	Sun 6 pm	Sun 7 pm	Sun 8 pm	Sun 9 pm	Sun 10 pm	Sun 11 pm	Mon 12 am	Mon 1 am	Mon 2 am	Mon 3 am	Mon 4 am	Mon 5 am	Mon 6 am	Mon 7 am	Mon 8 am	Mon 9 am	Mon 10 am	Mon 11 am	Mon 12 pm	Mon 1 pm
Houston Pilots N - 610 Bridge	10.1	10.1	10.1	10.1	10.1	10.1	10.1	10.1	10.1	10.1	10.1	10.1	10.1	10.1	10.1	10.1	10.1	10.1	10.1	10.1	10.1	10.1	10.1	10.1
Houston Pilots M - Kinder 1	10.1	10.1	10.1	10.1	10.1	10.1	10.1	10.1	10.1	10.1	10.1	10.1	10.1	10.1	10.1	10.1	10.1	10.1	10.1	10.1	10.1	10.1	10.1	10.1
Houston Pilots L - Greens Bayou	10.1	10.1	10.1	10.1	10.1	10.1	10.1	10.1	10.1	10.1	10.1	10.1	10.1	10.1	10.1	10.1	10.1	10.1	10.1	10.1	10.1	10.1	10.1	10.1
Houston Pilots K - Shell Crude	10.1	10.1	10.1	10.1	10.1	10.1	10.1	10.1	10.1	10.1	10.1	10.1	10.1	10.1	10.1	10.1	10.1	10.1	10.1	10.1	10.1	10.1	10.1	10.1
Houston Pilots J - Lynchburg Ferries	10.1	10.1	10.1	10.1	10.1	10.1	10.1	10.1	10.1	10.1	10.1	10.1	10.1	10.1	10.1	10.1	10.1	10.1	10.1	10.1	10.1	10.1	10.1	10.1
Houston Pilots I - Exxon 3	10.1	10.1	10.1	10.1	10.1	10.1	10.1	10.1	10.1	10.1	10.1	10.1	10.1	10.1	10.1	10.1	10.1	10.1	10.1	10.1	10.1	10.1	10.1	10.1
Houston Pilots H - Morgans Point	10.1	10.1	10.1	10.1	10.1	10.1	10.1	10.1	10.1	10.1	10.1	10.1	10.1	10.1	10.1	10.1	10.1	10.1	10.1	10.1	10.1	10.1	10.1	10.1
Houston Pilots G - 75/76	10.1	10.1	10.1	10.1	10.1	10.1	10.1	10.1	10.1	10.1	10.1	10.1	10.1	10.1	10.1	10.1	10.1	10.1	10.1	10.1	10.1	10.1	10.1	12
Houston Pilots F - 63/64	10.1	10.1	10.1	10.1	10.1	10.1	10.1	10.1	10.1	10.1	10.1	10.1	10.1	10.1	10.1	10.1	10.1	10.1	10.1	10.1	10.1	10.1	10.1	12
Houston Pilots E - 51/52	10.1	10.1	10.1	10.1	10.1	10.1	10.1	10.1	10.1	10.1	10.1	10.1	10.1	10.1	10.1	10.1	10.1	10.1	10.1	10.1	10.1	10.1	10.1	12
Houston Pilots D - 37/38	10.1	10.1	10.1	10.1	10.1	10.1	10.1	10.1	10.1	10.1	10.1	10.1	10.1	10.1	10.1	10.1	10.1	10.1	10.1	10.1	10.1	10.1	10.1	12
Houston Pilots C - 25/26	10.1	10.1	10.1	10.1	10.1	10.1	10.1	10.1	10.1	10.1	10.1	10.1	10.1	10.1	10.1	10.1	10.1	10.1	10.1	10.1	10.1	10.1	10.1	12
Houston Pilots B - 11/12	10.1	10.1	10.1	10.1	10.1	10.1	10.1	10.1	10.1	10.1	10.1	10.1	10.1	10.1	10.1	10.1	10.1	10.1	10.1	10.1	10.1	10.1	10.1	12
Houston Pilots A - 1 & 2 Bravo	10.1	10.1	10.1	10.1	10.1	10.1	10.1	10.1	10.1	10.1	10.1	10.1	10.1	10.1	10.1	10.1	10.1	10.1	10.1	10.1	10.1	7.9	9	10.1

NOTE: This is automated data that may/may not agree with the official BAM thinking that's found on the daily slides or special visibility report slides. This data should be used as a guide only

Houston Pilots Wind Chart



Forecast Confidence

Above Normal Below Normal

Sustained wind 10 Knots

Gusts 15 Knots

Wind from the SE

Example

10

15

↙

Wind	Sun 2 pm	Sun 3 pm	Sun 4 pm	Sun 5 pm	Sun 6 pm	Sun 7 pm	Sun 8 pm	Sun 9 pm	Sun 10 pm	Sun 11 pm	Mon 12 am	Mon 1 am	Mon 2 am	Mon 3 am	Mon 4 am	Mon 5 am	Mon 6 am	Mon 7 am	Mon 8 am	Mon 9 am	Mon 10 am	Mon 11 am	Mon 12 pm	Mon 1 pm	
Houston Pilots N - 610 Bridge	6 ↙	6 ↙	7 ↙	8 ↙	8 ↙	8 ↙	8 ↙	7 ↙	6 ↙	5 ↙	3 ↙	3 ↙	3 ↙	2 ↙	2 ↙	1 ↙	1 ↙	1 ↙	1 ↙	1 ↙	2 ↙	3 ↙	3 ↙	5 ↙	
Houston Pilots M - Kinder 1	6 ↙	6 ↙	7 ↙	8 ↙	8 ↙	8 ↙	8 ↙	7 ↙	6 ↙	5 ↙	3 ↙	3 ↙	3 ↙	2 ↙	2 ↙	1 ↙	1 ↙	1 ↙	1 ↙	1 ↙	2 ↙	3 ↙	3 ↙	5 ↙	
Houston Pilots L - Greens Bayou	6 ↙	6 ↙	7 ↙	7 ↙	8 ↙	8 ↙	8 ↙	6 ↙	6 ↙	5 ↙	3 ↙	3 ↙	3 ↙	2 ↙	1 ↙	1 ↙	1 ↙	1 ↙	1 ↙	1 ↙	2 ↙	3 ↙	3 ↙	5 ↙	
Houston Pilots K - Shell Crude	6 ↙	6 ↙	7 ↙	7 ↙	8 ↙	8 ↙	8 ↙	6 ↙	6 ↙	5 ↙	3 ↙	3 ↙	3 ↙	2 ↙	1 ↙	1 ↙	1 ↙	1 ↙	1 ↙	1 ↙	2 ↙	3 ↙	3 ↙	6 ↙	
Houston Pilots J - Lynchburg Ferries	5 ↙	6 ↙	6 ↙	7 ↙	8 ↙	8 ↙	7 ↙	6 ↙	5 ↙	3 ↙	3 ↙	3 ↙	2 ↙	2 ↙	1 ↙	1 ↙	1 ↙	1 ↙	1 ↙	1 ↙	1 ↙	2 ↙	3 ↙	5 ↙	
Houston Pilots I - Exxon 3	7 ↙	8 ↙	9 ↙	10 ↙	10 ↙	10 ↙	10 ↙	10 ↙	9 ↙	8 ↙	8 ↙	7 ↙	6 ↙	6 ↙	5 ↙	3 ↙	3 ↙	3 ↙	3 ↙	3 ↙	3 ↙	3 ↙	3 ↙	5 ↙	6 ↙
Houston Pilots H - Morgans Point	7 ↙	8 ↙	9 ↙	10 ↙	10 ↙	10 ↙	10 ↙	10 ↙	9 ↙	8 ↙	8 ↙	7 ↙	6 ↙	6 ↙	5 ↙	3 ↙	3 ↙	3 ↙	3 ↙	3 ↙	3 ↙	3 ↙	3 ↙	5 ↙	6 ↙
Houston Pilots G - 75/76	7 ↙	8 ↙	9 ↙	10 ↙	10 ↙	10 ↙	10 ↙	10 ↙	9 ↙	9 ↙	8 ↙	8 ↙	8 ↙	7 ↙	6 ↙	6 ↙	5 ↙	5 ↙	5 ↙	5 ↙	5 ↙	5 ↙	5 ↙	6 ↙	6 ↙
Houston Pilots F - 63/64	7 ↙	8 ↙	8 ↙	10 ↙	10 ↙	10 ↙	10 ↙	10 ↙	9 ↙	9 ↙	8 ↙	8 ↙	8 ↙	7 ↙	6 ↙	6 ↙	5 ↙	5 ↙	5 ↙	5 ↙	5 ↙	5 ↙	5 ↙	6 ↙	6 ↙
Houston Pilots E - 51/52	7 ↙	8 ↙	8 ↙	9 ↙	10 ↙	10 ↙	10 ↙	9 ↙	9 ↙	8 ↙	8 ↙	8 ↙	8 ↙	7 ↙	6 ↙	6 ↙	5 ↙	5 ↙	5 ↙	5 ↙	5 ↙	5 ↙	5 ↙	6 ↙	6 ↙
Houston Pilots D - 37/38	7 ↙	7 ↙	8 ↙	9 ↙	9 ↙	9 ↙	9 ↙	9 ↙	9 ↙	8 ↙	8 ↙	8 ↙	8 ↙	7 ↙	6 ↙	6 ↙	6 ↙	5 ↙	5 ↙	5 ↙	5 ↙	5 ↙	5 ↙	6 ↙	6 ↙
Houston Pilots C - 25/26	7 ↙	8 ↙	8 ↙	8 ↙	9 ↙	9 ↙	9 ↙	8 ↙	8 ↙	8 ↙	8 ↙	8 ↙	8 ↙	7 ↙	6 ↙	6 ↙	6 ↙	5 ↙	5 ↙	5 ↙	5 ↙	5 ↙	5 ↙	6 ↙	6 ↙
Houston Pilots B - 11/12	7 ↙	8 ↙	8 ↙	8 ↙	8 ↙	8 ↙	8 ↙	8 ↙	8 ↙	8 ↙	7 ↙	7 ↙	7 ↙	6 ↙	6 ↙	6 ↙	5 ↙	5 ↙	5 ↙	5 ↙	5 ↙	5 ↙	5 ↙	6 ↙	6 ↙
Houston Pilots A - 1 & 2 Bravo	7 ↙	7 ↙	8 ↙	8 ↙	8 ↙	8 ↙	8 ↙	8 ↙	8 ↙	8 ↙	8 ↙	8 ↙	8 ↙	8 ↙	8 ↙	7 ↙	6 ↙	6 ↙	6 ↙	6 ↙	6 ↙	6 ↙	6 ↙	6 ↙	6 ↙

NOTE: This is automated data that may/may not agree with the official BAM thinking that's found on the daily slides. This data should be used as a guide only.

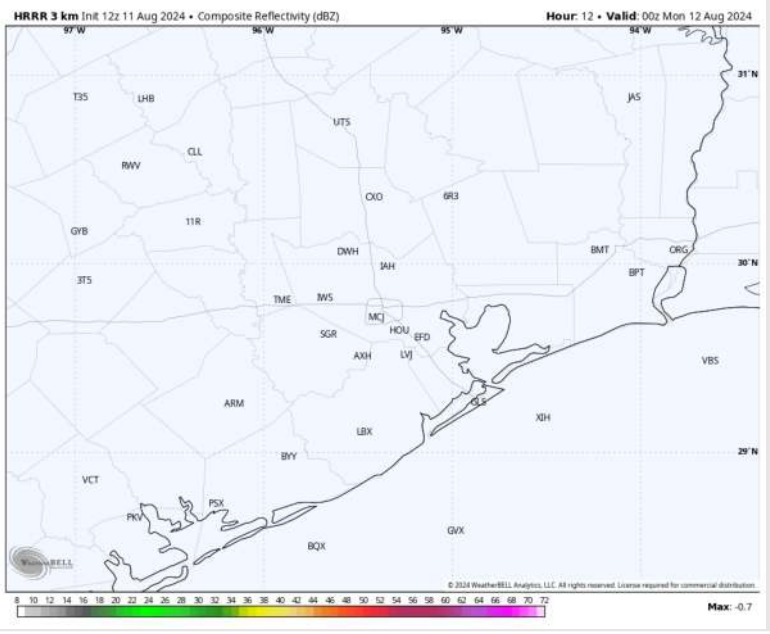
Houston Pilots: SUN. 8/11/2024



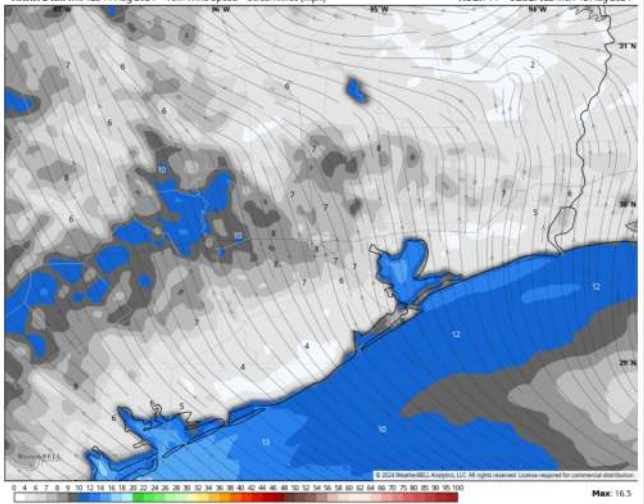
Forecast Discussion

- Precip:** Favoring dry conditions for the rest of today.
- Wind:** Winds will be out of the S/SE for the remainder of the night. **N of Morgan's Point:** Winds at 3 – 8 kts throughout the night. **N of Morgan's Point:** Winds at 3 – 8 kts throughout the day. **S of Morgan's Point:** Winds at 3– 8 kts through 4 PM, then winds will increase to 8 – 14 kts through the rest of the night.
- Low Temps:** **N of Morgan's Point:** Near 80 F. **S of Morgan's Point:** Lower 80s F.
- Visibility:** Not anticipating any visibility concerns for today.

Precip Image: 7 PM CT

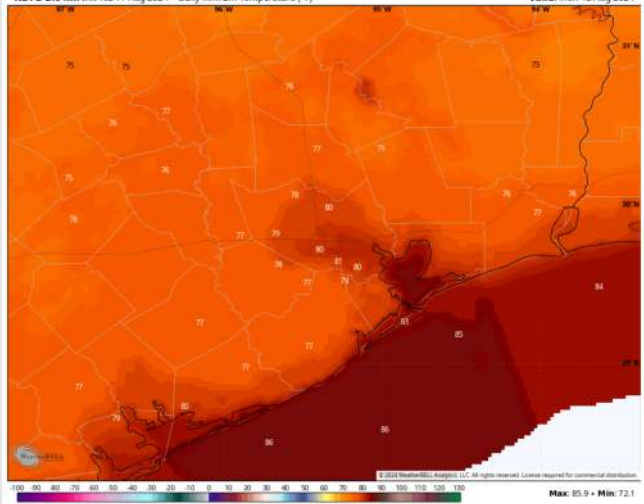


HRRR 3 km Init 12z 11 Aug 2024 • 10m Wind Speed + Streamlines (mph) Hour: 14 • Valid: 02z Mon 12 Aug 2024



Wind Speed
9 PM CT

NDFD 2.5 km Init 16z 11 Aug 2024 • Daily Min, 2m Temperature (°F) Valid: Mon 12 Aug 2024



Low Temps
MON AM

Houston Pilots: MON. 8/12/2024



Forecast Discussion

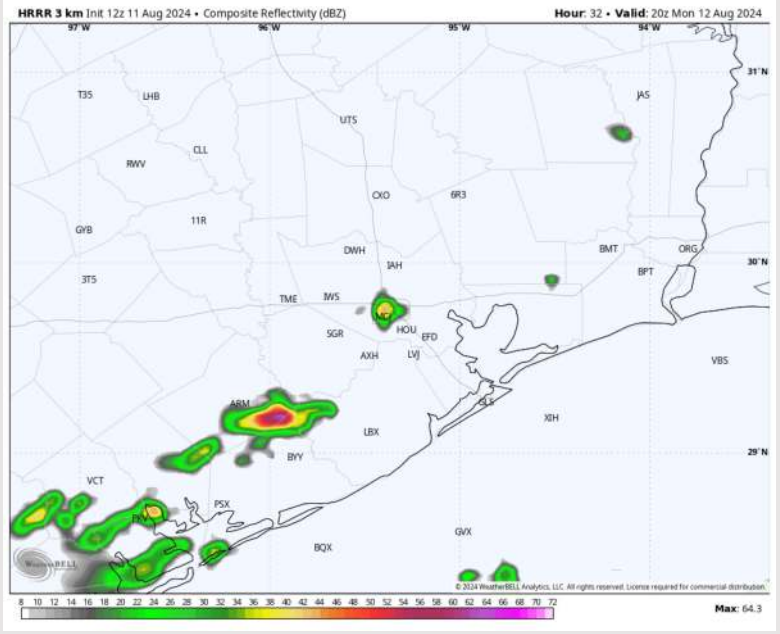
Precip: Hit and miss (20%) showers in play for all stations between 1 PM and 7 PM for Monday.

Wind: Winds will be generally variable between 12 AM – 11 AM, settling out of the S/SE after that time and through the remainder of Monday. **N of Morgan's Point:** Winds will be at 3 – 9 kts through the day on Monday. **S of Morgan's Point:** Winds will be at 6 – 13 kts through Monday.

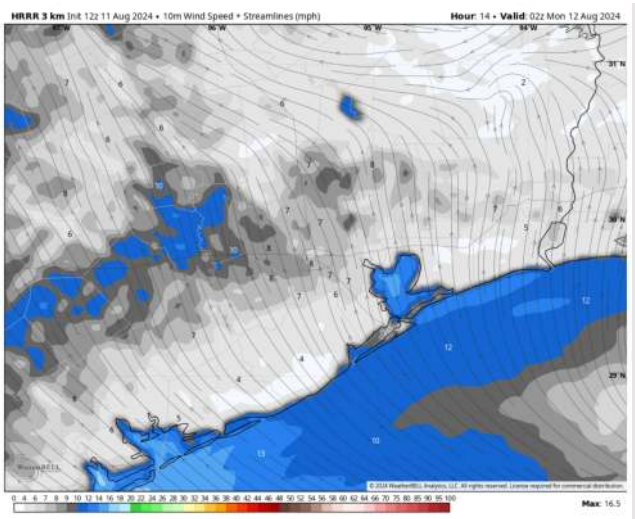
High Temps: **N of Morgan's Point:** Mid to upper 90s F. **S of Morgan's Point:** Lower 90s F.

Visibility: Not favoring any visibility concerns for Monday.

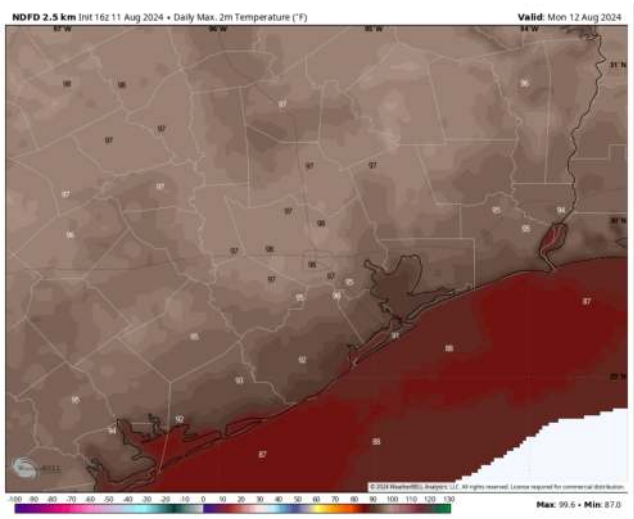
Precip Image: 3 PM CT



Wind Speed:
7 PM CT



High Temps
Monday



Houston Pilots: TUE. 8/13/2024

Forecast Discussion

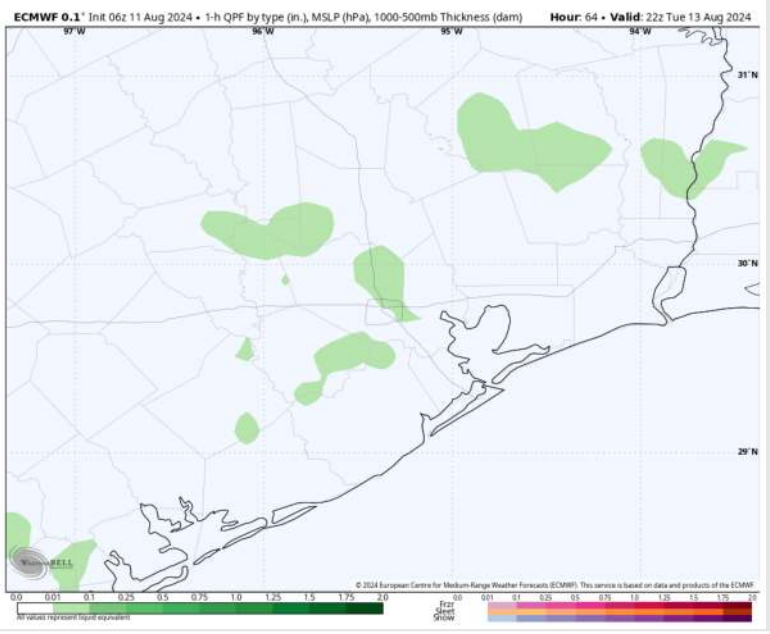
Precip: Scattered showers are possible from 12 PM – 6 PM for all stations. Dry conditions are then favored for the rest of the night.

Wind: Winds remain generally out of the S/SE throughout Tuesday. **N of Morgan's Point:** Winds at 3 – 8 kts through Tuesday. **S of Morgan's Point:** Winds at 2 – 6 kts through 12 PM, increasing to 7 – 11 kts through the remainder of the evening.

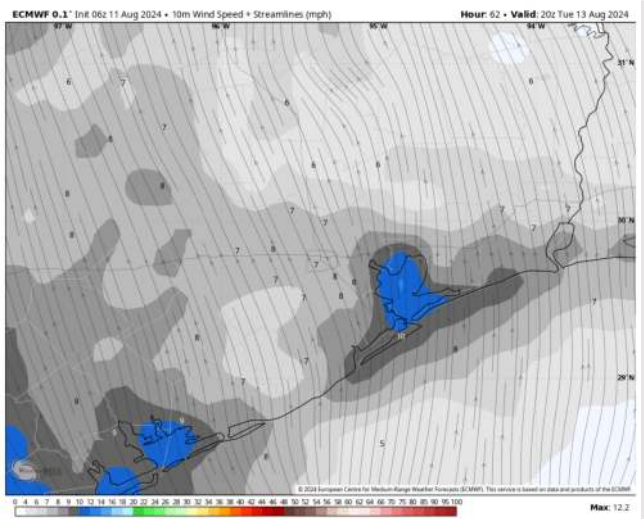
High Temps: **N of Morgan's Point:** Upper 90s F. **S of Morgan's Point:** Lower to mid 90s.

Visibility: Not anticipating any visibility concerns for Tuesday.

Precip Image: 5 PM CT

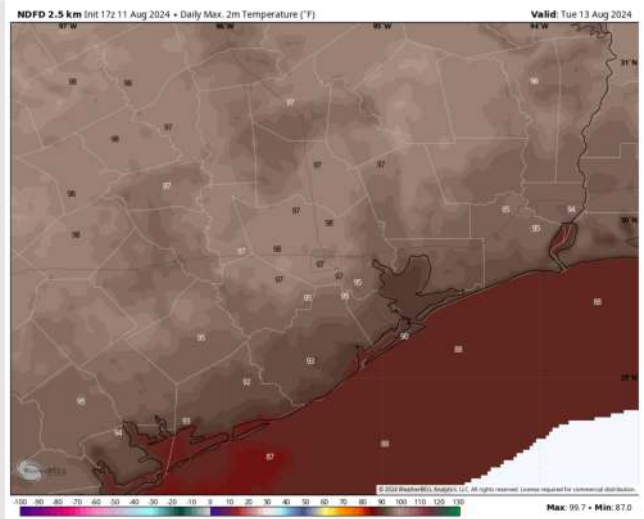


Wind Speed: 3 PM CT



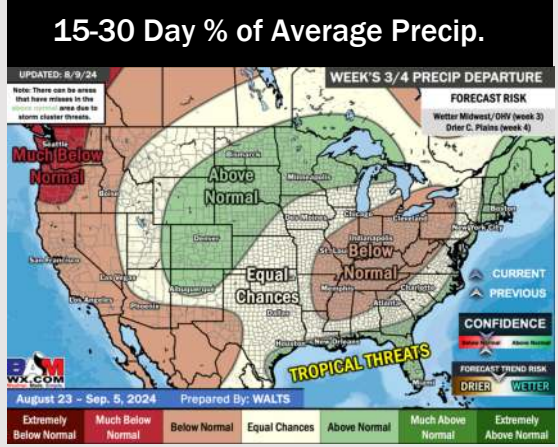
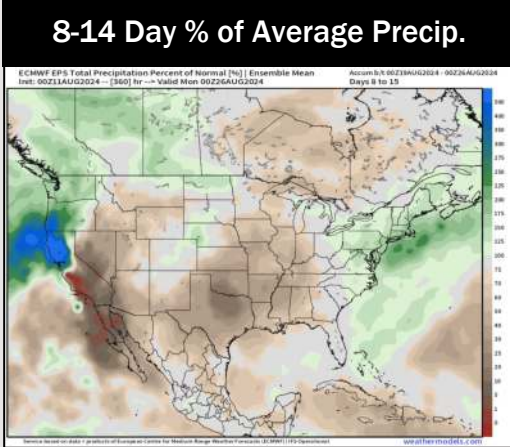
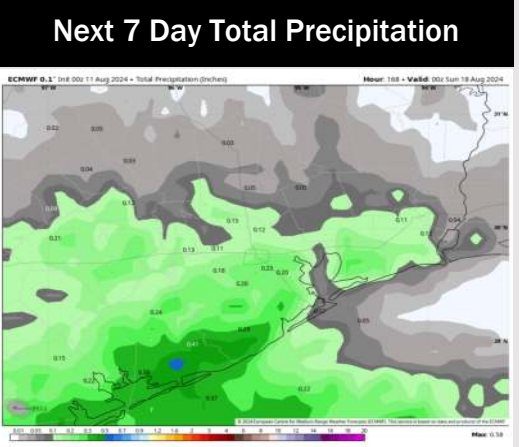
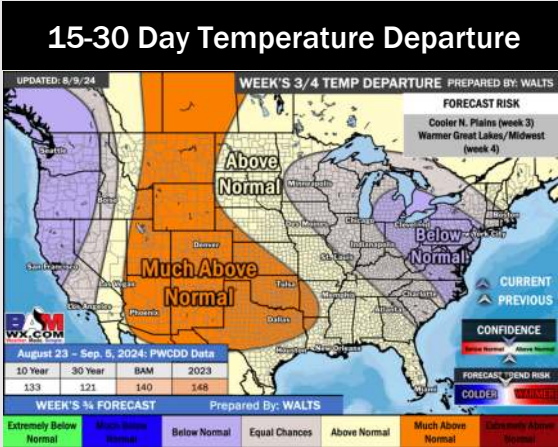
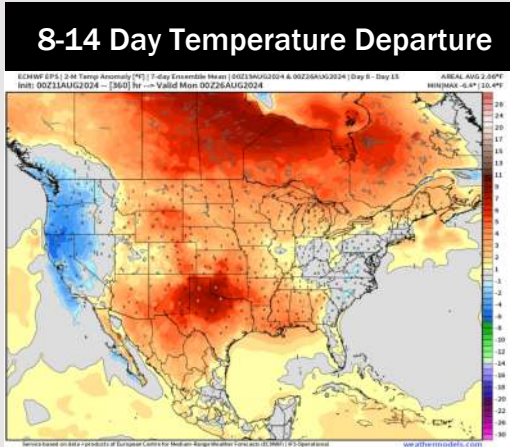
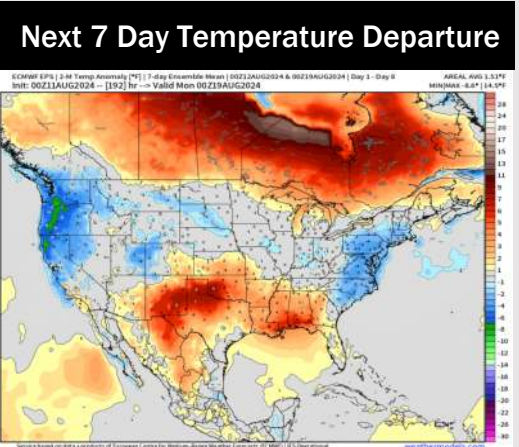
Wind Speed:
3 PM CT

High Temps Tuesday



High Temps
Tuesday

Houston Pilots: 8/11/24



- Temps are expected to be near to slightly above normal for the week 1 timeframe. Expecting a generally drier week with scattered rain chances pushing in.
- Above average temperatures and below normal precipitation chances are favored for the week 2 timeframe. We are monitoring the potential of tropical activity entering the Gulf of Mexico.
- Above normal temperatures and above average precipitation chances are expected for the weeks 3/4 timeframe. As we approach mid to late August & going into September, Atlantic tropical activity looks to ramp up. We will be monitoring closely and providing updates as needed.

Houston Pilots Tropical Update

Late August and Beyond

