

Houston Pilots Forecast Package



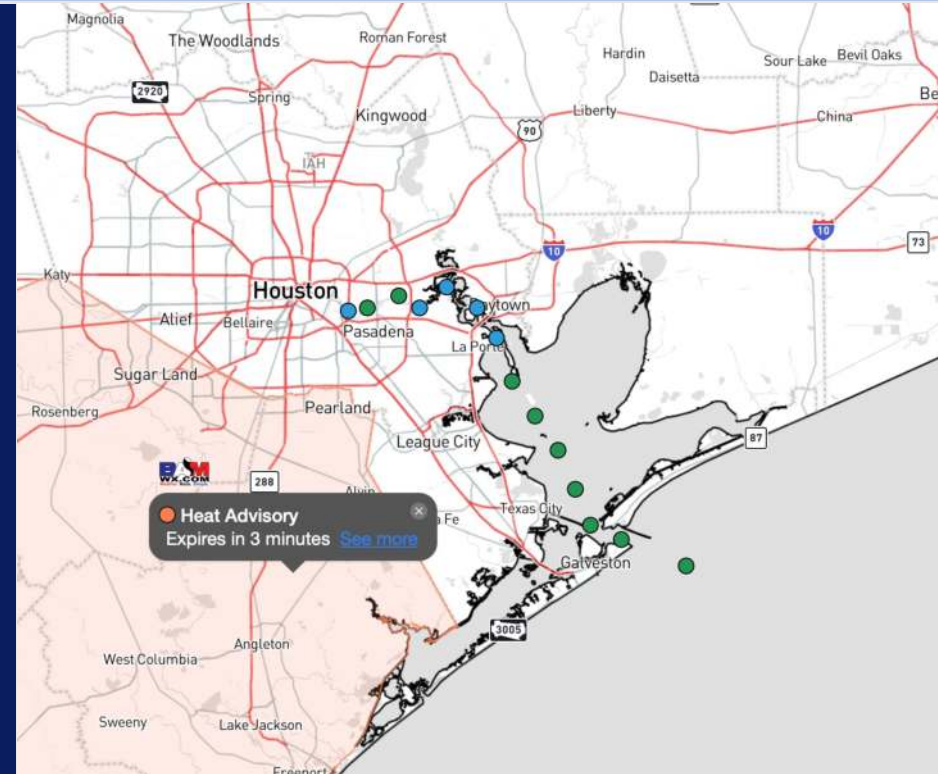
Updated: 10:30 PM CT

Saturday, August 10, 2024

Forecaster: Tyler Riggles

Weather Headlines

- A few low-end rain chances the next few days. Overall favoring conditions to remain dry.
- Winds will be relatively calm through the next few days, with winds rarely exceeding 13 kts.
- Not favoring any fog risks over the next few days.



Current Radar: 10:30 PM CT



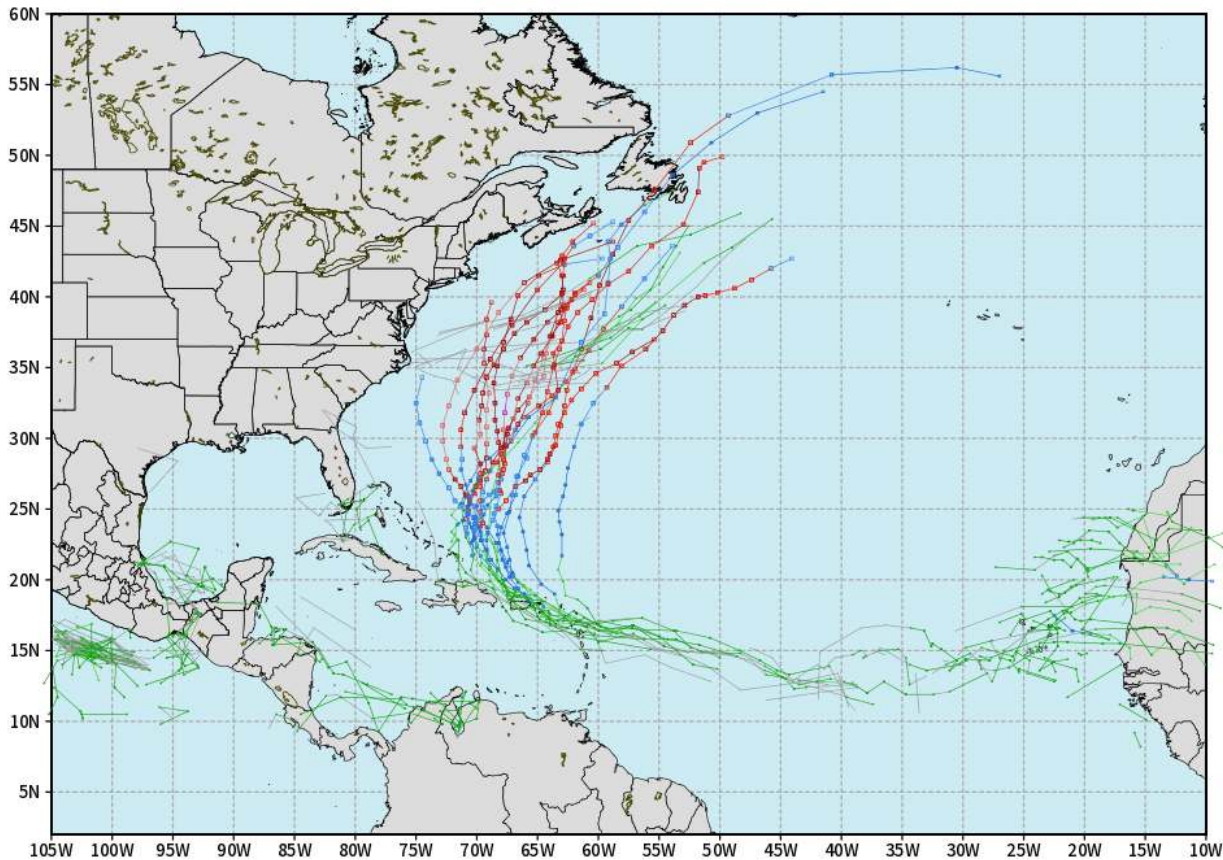
As always, please do not hesitate to reach out to us with any forecast questions via the chat option on Clarity or our on-call number, **(317)-560-8122** press **1** for forecast questions.

Houston Pilots Tropical Update

European Model Next 10 Days - Tropical Tracks

ECMWF ATLANTIC EPS Cyclone Locations --> Next [10-days]
INIT: 12Z10AUG2024 --> UNTIL 12Z20AUG2024

o-o ENSEMBLE MEAN
o-o 1000 - 1010 hPa
o-o 980 - 999 hPa
o-o 960 - 979 hPa
o-o 950 - 959 hPa
o-o < 950 hPa



weathermodels.com

We are currently monitoring an uptick in activity in the Caribbean as we approach the middle of August. Too early to determine Gulf threats. We will have updates as needed.

Houston Pilots Visibility Chart (miles)



Forecast Confidence



Visibility	Sat 10 pm	Sat 11 pm	Sun 12 am	Sun 1 am	Sun 2 am	Sun 3 am	Sun 4 am	Sun 5 am	Sun 6 am	Sun 7 am	Sun 8 am	Sun 9 am	Sun 10 am	Sun 11 am	Sun 12 pm	Sun 1 pm	Sun 2 pm	Sun 3 pm	Sun 4 pm	Sun 5 pm	Sun 6 pm	Sun 7 pm	Sun 8 pm	Sun 9 pm
Houston Pilots N - 610 Bridge	10.1	10.1	10.1	10.1	10.1	10.1	10.1	10.1	10.1	10.1	10.1	10.1	10.1	10.1	10.1	10.1	10.1	10.1	10.1	10.1	10.1	10.1	10.1	10.1
Houston Pilots M - Kinder 1	10.1	10.1	10.1	10.1	10.1	10.1	10.1	10.1	10.1	10.1	10.1	10.1	10.1	10.1	10.1	10.1	10.1	10.1	10.1	10.1	10.1	10.1	10.1	10.1
Houston Pilots L - Greens Bayou	10.1	10.1	10.1	10.1	10.1	10.1	10.1	10.1	10.1	10.1	10.1	10.1	10.1	10.1	10.1	10.1	10.1	10.1	10.1	10.1	10.1	10.1	10.1	10.1
Houston Pilots K - Shell Crude	10.1	10.1	10.1	10.1	10.1	10.1	10.1	10.1	10.1	10.1	10.1	10.1	10.1	10.1	10.1	10.1	10.1	10.1	10.1	10.1	10.1	10.1	10.1	10.1
Houston Pilots J - Lynchburg Ferries	10.1	10.1	10.1	10.1	10.1	10.1	10.1	10.1	10.1	10.1	10.1	10.1	10.1	10.1	10.1	10.1	10.1	10.1	10.1	10.1	10.1	10.1	10.1	10.1
Houston Pilots I - Exxon 3	10.1	10.1	10.1	10.1	10.1	10.1	10.1	10.1	10.1	10.1	10.1	10.1	10.1	10.1	10.1	10.1	10.1	10.1	10.1	10.1	10.1	10.1	10.1	10.1
Houston Pilots H - Morgans Point	10.1	10.1	10.1	10.1	10.1	10.1	10.1	10.1	10.1	10.1	10.1	10.1	10.1	10.1	10.1	10.1	10.1	10.1	10.1	10.1	10.1	10.1	10.1	10.1
Houston Pilots G - 75/76	10.1	10.1	10.1	10.1	10.1	10.1	10.1	10.1	10.1	10.1	10.1	10.1	10.1	10.1	10.1	10.1	10.1	10.1	10.1	10.1	10.1	10.1	10.1	12
Houston Pilots F - 63/64	10.1	10.1	10.1	10.1	10.1	10.1	10.1	10.1	10.1	10.1	10.1	10.1	10.1	10.1	10.1	10.1	10.1	10.1	10.1	10.1	10.1	10.1	10.1	12
Houston Pilots E - 51/52	10.1	10.1	10.1	10.1	10.1	10.1	10.1	10.1	10.1	10.1	10.1	10.1	10.1	10.1	10.1	10.1	10.1	10.1	10.1	10.1	10.1	10.1	10.1	12
Houston Pilots D - 37/38	10.1	10.1	10.1	10.1	10.1	10.1	10.1	10.1	10.1	10.1	10.1	10.1	10.1	10.1	10.1	10.1	10.1	10.1	10.1	10.1	10.1	10.1	10.1	12
Houston Pilots C - 25/26	10.1	10.1	10.1	10.1	10.1	10.1	10.1	10.1	10.1	10.1	10.1	10.1	10.1	10.1	10.1	10.1	10.1	10.1	10.1	10.1	10.1	10.1	10.1	12
Houston Pilots B - 11/12	10.1	10.1	10.1	10.1	10.1	10.1	10.1	10.1	10.1	10.1	10.1	10.1	10.1	10.1	10.1	10.1	10.1	10.1	10.1	10.1	10.1	10.1	10.1	12
Houston Pilots A - 1 & 2 Bravo	10.1	10.1	10.1	10.1	10.1	10.1	10.1	10.1	10.1	10.1	10.1	10.1	10.1	10.1	10.1	10.1	10.1	10.1	10.1	10.1	10.1	10.1	10.1	12

NOTE: This is automated data that may/may not agree with the official BAM thinking that's found on the daily slides or special visibility report slides. This data should be used as a guide only

Houston Pilots Wind Chart



Forecast Confidence

Above Normal Below Normal

Sustained wind 10 Knots

Gusts 15 Knots

Wind from the SE

Example

10

15

↖

Wind	Sat 10 pm	Sat 11 pm	Sun 12 am	Sun 1 am	Sun 2 am	Sun 3 am	Sun 4 am	Sun 5 am	Sun 6 am	Sun 7 am	Sun 8 am	Sun 9 am	Sun 10 am	Sun 11 am	Sun 12 pm	Sun 1 pm	Sun 2 pm	Sun 3 pm	Sun 4 pm	Sun 5 pm	Sun 6 pm	Sun 7 pm	Sun 8 pm	Sun 9 pm
Houston Pilots N - 610 Bridge	5 8 ↖	3 7 ↖	3 6 ↖	2 5 ↖	1 5 ↑	1 5 ↓	1 5 ↓	2 6 ↓	2 6 ↓	2 6 ↓	3 7 ↓	3 7 ↓	3 7 ↓	3 9 ←	5 9 ←	5 10 ←	6 12 ←	6 13 ←	7 13 ←	7 14 ←	8 15 ←	8 15 ←	8 14 ←	6 13 ←
Houston Pilots M - Kinder 1	5 8 ↖	3 7 ↖	3 6 ↖	2 5 ↖	1 5 ↗	1 5 →	1 5 ↓	2 6 ↓	2 6 ↓	2 6 ↓	3 7 ↓	3 7 ↓	3 7 ↓	3 9 ←	5 9 ←	6 10 ←	6 12 ←	6 13 ←	7 13 ←	7 14 ←	8 15 ←	8 14 ←	7 14 ←	6 12 ←
Houston Pilots L - Greens Bayou	3 8 ↖	3 7 ↖	2 6 ↖	2 5 ↖	1 5 →	1 5 ↓	1 5 ↓	2 6 ↓	2 6 ↓	2 6 ↓	3 7 ↓	3 7 ↓	3 7 ↓	3 9 ←	5 9 ←	5 10 ←	6 12 ←	6 13 ←	7 13 ←	7 14 ←	8 15 ←	7 14 ←	7 14 ←	6 12 ←
Houston Pilots K - Shell Crude	3 8 ↖	3 7 ↖	2 6 ↖	2 5 ↑	1 5 →	1 5 ↓	1 5 ↓	2 6 ↓	2 6 ↓	2 6 ↓	3 7 ↓	3 7 ↓	3 7 ↓	3 9 ←	5 9 ←	6 10 ←	6 12 ←	6 13 ←	7 13 ←	7 14 ←	7 15 ←	7 14 ←	7 14 ←	6 12 ←
Houston Pilots J - Lynchburg Ferries	3 8 ↖	3 7 ↖	2 6 ↖	1 5 ↖	1 3 →	1 5 ↓	1 5 ↓	1 6 ↓	2 6 ↓	2 5 ↓	2 7 ↓	3 7 ↓	3 7 ↓	3 9 ←	3 9 ←	5 9 ←	6 10 ←	6 12 ←	6 13 ←	7 14 ←	7 15 ←	7 14 ←	6 14 ←	6 12 ←
Houston Pilots I - Exxon 3	8 10 ↖	6 9 ↖	6 8 ↖	5 7 ↖	5 7 ↑	5 7 ←	5 7 ←	5 7 ←	6 7 ←	6 8 ←	6 8 ←	6 8 ←	6 8 ←	6 9 ←	6 12 ←	7 13 ←	7 14 ←	8 14 ←	9 15 ←	10 15 ←	10 15 ←	10 15 ←	10 15 ←	9 13 ←
Houston Pilots H - Morgans Point	8 10 ↖	6 9 ↖	6 8 ↖	5 7 ↑	3 6 →	3 7 ↓	5 7 ↓	5 7 ↓	6 7 ↓	6 8 ↓	6 9 ↓	6 9 ↓	6 9 ↓	6 9 ↓	6 10 ←	6 12 ←	8 13 ←	8 13 ←	9 15 ←	10 15 ←	10 15 ←	10 15 ←	10 15 ←	13 13 ←
Houston Pilots G - 75/76	8 12 ↖	7 10 ↖	6 9 ↖	6 8 ↖	5 7 ↑	6 7 ↑	6 7 ←	6 8 ←	6 8 ←	6 9 ←	7 10 ←	7 10 ←	7 10 ←	7 10 ←	6 10 ←	6 12 ←	7 13 ←	8 14 ←	9 15 ←	9 15 ←	10 15 ←	10 15 ←	10 15 ←	14 14 ←
Houston Pilots F - 63/64	8 10 ↖	7 9 ↖	6 8 ↖	6 8 ↖	5 7 ↑	6 7 ↑	6 7 ←	6 8 ←	6 8 ←	7 9 ←	8 10 ←	7 10 ←	7 10 ←	7 12 ←	6 12 ←	6 13 ←	7 13 ←	8 14 ←	8 14 ←	9 15 ←	9 15 ←	9 15 ←	9 15 ←	9 13 ←
Houston Pilots E - 51/52	7 10 ↖	6 9 ↖	6 8 ↖	6 8 ↖	5 7 ↖	5 7 ↖	6 7 ←	6 8 ←	6 8 ←	6 7 ←	7 10 ←	7 10 ←	7 10 ←	7 12 ←	7 12 ←	7 12 ←	7 13 ←	8 14 ←	8 14 ←	9 14 ←	9 15 ←	9 14 ←	9 14 ←	8 13 ←
Houston Pilots D - 37/38	7 10 ↖	6 9 ↖	6 9 ↖	6 8 ↖	5 7 ↖	5 8 ↖	6 7 ←	6 8 ←	6 8 ←	6 9 ←	7 10 ←	7 10 ←	7 10 ←	7 12 ←	7 12 ←	7 12 ←	7 13 ←	8 13 ←	8 13 ←	8 14 ←	9 15 ←	9 14 ←	8 14 ←	8 13 ←
Houston Pilots C - 25/26	7 10 ↖	6 9 ↖	6 9 ↖	6 8 ↖	5 7 ↖	5 8 ↖	6 7 ←	6 8 ←	6 8 ←	6 9 ←	7 10 ←	7 10 ←	7 10 ←	7 12 ←	7 12 ←	7 12 ←	7 13 ←	8 13 ←	8 13 ←	8 13 ←	8 14 ←	8 13 ←	8 13 ←	8 12 ←
Houston Pilots B - 11/12	6 10 ↖	6 9 ↖	5 8 ↖	5 8 ↖	3 7 ↖	3 8 ↖	5 7 ←	5 8 ←	5 8 ←	6 9 ←	6 10 ←	6 10 ←	6 10 ←	7 12 ←	7 12 ←	7 12 ←	7 13 ←	8 13 ←	8 13 ←	8 13 ←	8 14 ←	8 13 ←	8 13 ←	8 12 ←
Houston Pilots A - 1 & 2 Bravo	7 10 ↖	7 10 ↖	6 9 ↖	6 9 ↖	6 8 ↖	6 8 ↖	6 8 ←	6 8 ←	6 8 ←	6 9 ←	7 10 ←	7 10 ←	8 12 ←	8 13 ←	8 13 ←	8 13 ←	8 13 ←	8 13 ←	8 13 ←	8 13 ←	8 14 ←	8 13 ←	8 13 ←	8 13 ←

NOTE: This is automated data that may/may not agree with the official BAM thinking that's found on the daily slides. This data should be used as a guide only.

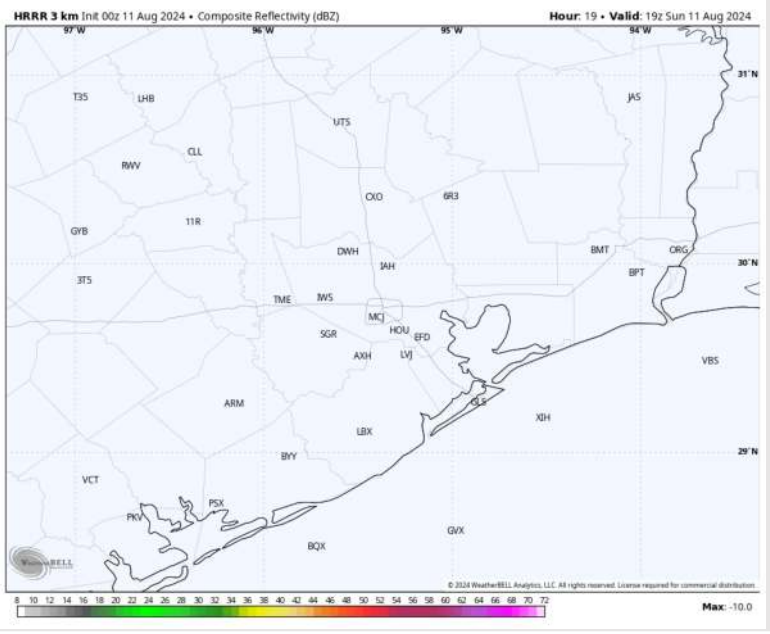
Houston Pilots: SUN. 8/11/2024



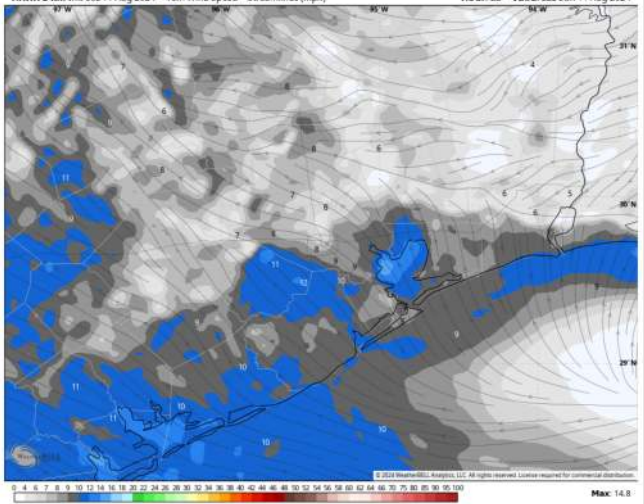
Forecast Discussion

- Precip:** Favoring dry conditions for today.
- Wind:** Winds will be variable through 1PM before veering out of the S/SE for the remainder of the evening. **N of Morgan's Point:** Winds at 3 – 7 kts throughout the the day. **S of Morgan's Point:** Winds at 3– 7 kts through 5 PM, then winds will increase to 8 – 13 kts through the rest of the night.
- High Temps:** **N of Morgan's Point:** Upper 90s F. **S of Morgan's Point:** Near 90 F.
- Visibility:** Not anticipating any visibility concerns for today.

Precip Image: 2 PM CT

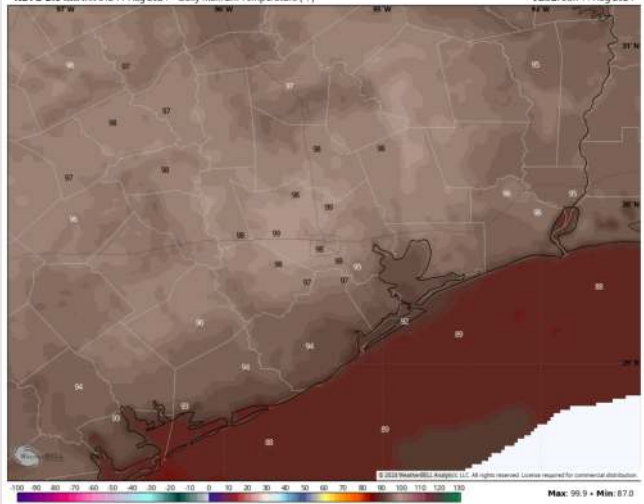


HRRR 3 km Init 00z 11 Aug 2024 • 10m Wind Speed • Streamlines (mph) Hour: 22 • Valid: 22z Sun 11 Aug 2024



Wind Speed
5 PM CT

NDFD 2.5 km Init 01z 11 Aug 2024 • Daily Max. 2m Temperature (°F) Valid: Sun 11 Aug 2024



High Temps
Today

Houston Pilots: MON. 8/12/2024



Forecast Discussion

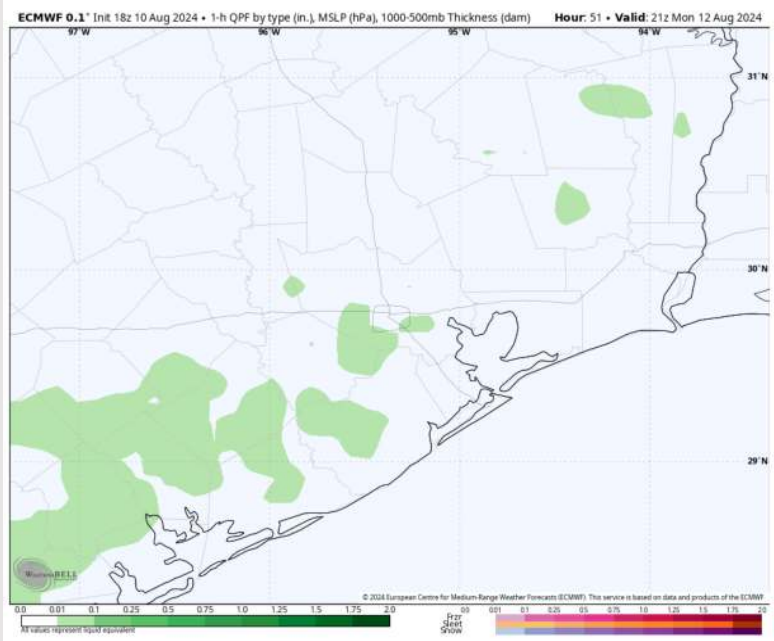
Precip: Hit and miss (20-30%) showers in play for all stations between 11 AM and 6 PM for Monday.

Wind: Winds will be generally variable between 12 – 11 AM, settling out of the S/SE after that time. **N of Morgan's Point:** Winds will be at 4-9 kts through the day on Monday. **S of Morgan's Point:** Winds will be at 6-11 kts through Monday.

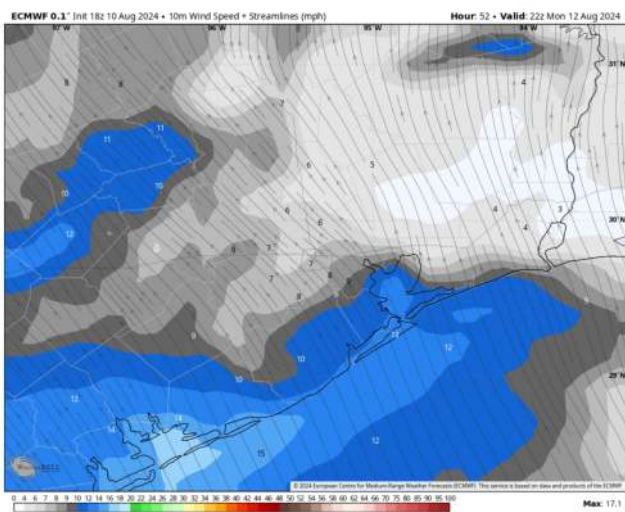
High Temps: **N of Morgan's Point:** Upper 90s F. **S of Morgan's Point:** Upper 80s/Near 90 F.

Visibility: Not favoring any visibility concerns for Monday.

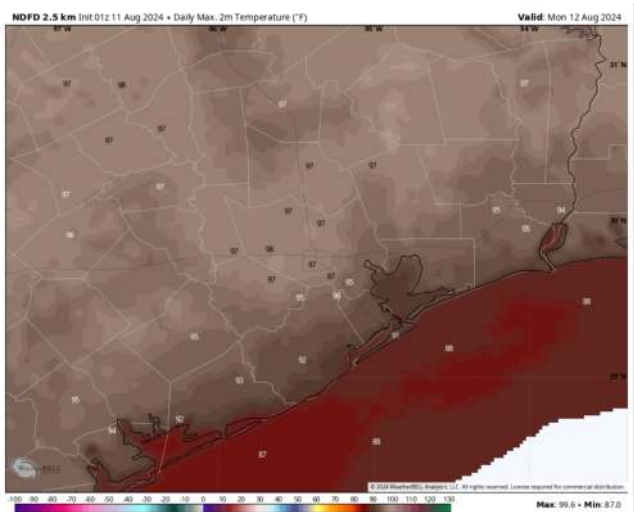
Precip Image: 4 PM CT



Wind Speed:
5 PM CT



High Temps
Monday



Houston Pilots: TUE. 8/13/2024



Forecast Discussion

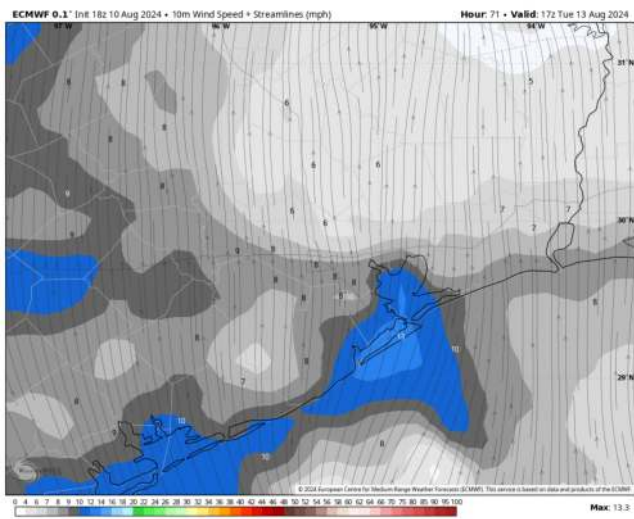
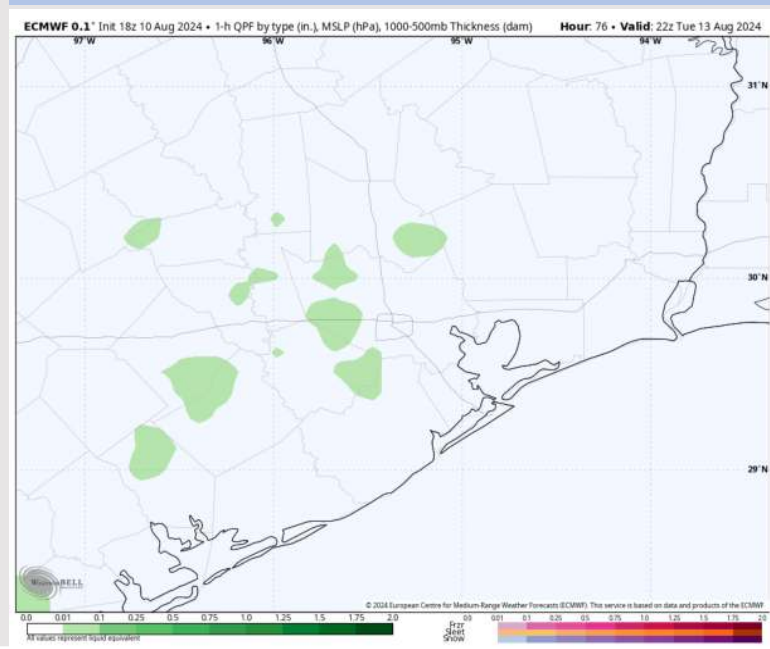
Precip: Favoring a 20% chance for an isolated shower between 11 AM - 6 PM CT, however majority of coverage will be to the W.

Wind: Winds remain generally out of the S/SE throughout Tuesday. **N of Morgan's Point:** Winds at 4 - 9 kts through Tuesday. **S of Morgan's Point:** Winds at 5 - 10 kts throughout Tuesday.

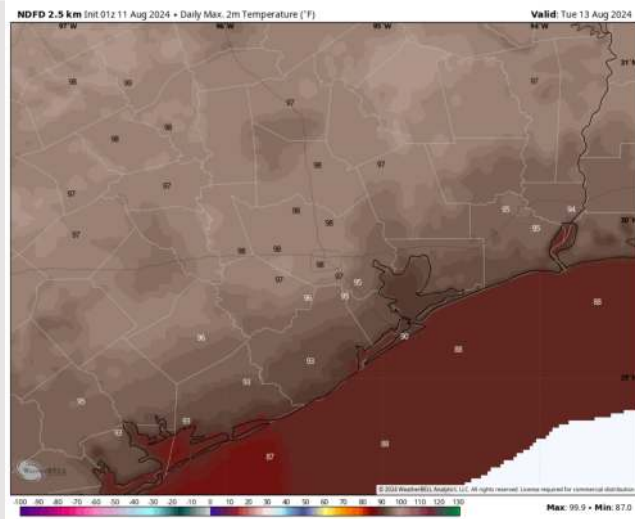
High Temps: **N of Morgan's Point:** Upper 90s F. **S of Morgan's Point:** Upper 80s F.

Visibility: Not anticipating any visibility concerns for Tuesday.

Precip Image: 5 PM CT

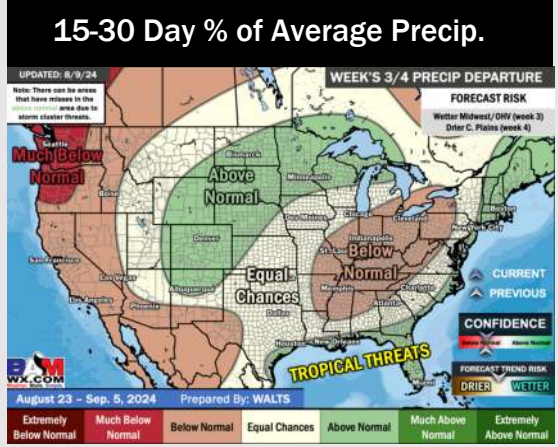
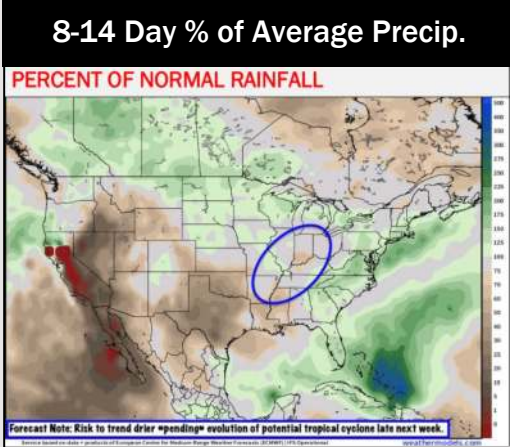
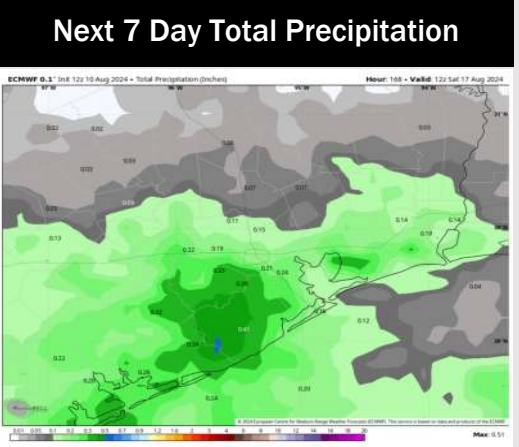
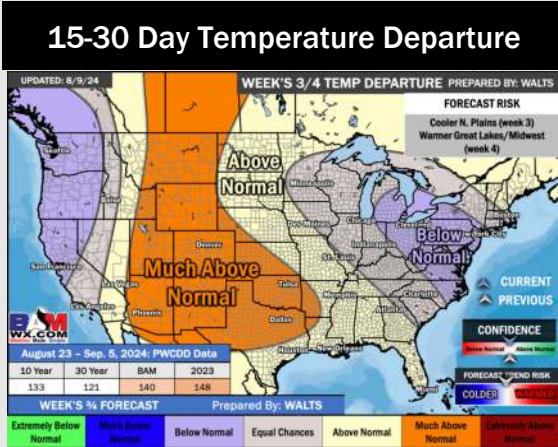
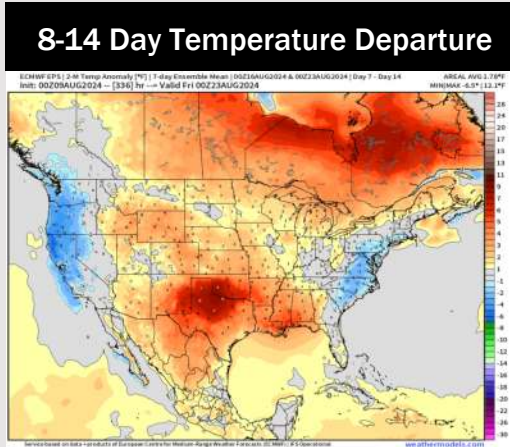
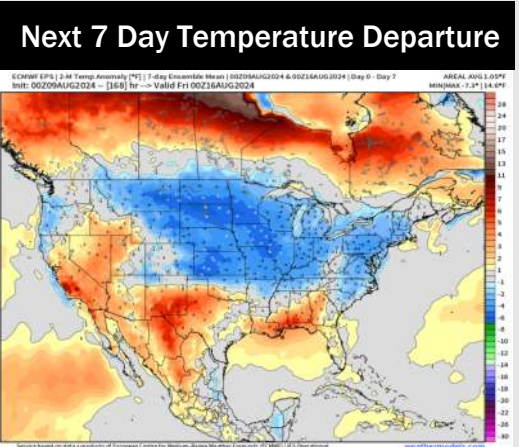


Wind Speed:
12 PM CT



High Temps
Tuesday

Houston Pilots: 8/11/24



- Temps are expected to be near to slightly above normal for the week 1 timeframe. Expecting a generally drier weekend with scattered rain chances pushing in at the start of next week.
- Above average temperatures and below normal precipitation chances are favored for the week 2 timeframe. We are monitoring the potential of tropical activity entering the Gulf of Mexico.
- Above normal temperatures and above average precipitation chances are expected for the weeks 3/4 timeframe. As we approach mid to late August & going into September, Atlantic tropical activity looks to ramp up. We will be monitoring closely and providing updates as needed.

Houston Pilots Tropical Update

Late August and Beyond

