

# Houston Pilots Forecast Package

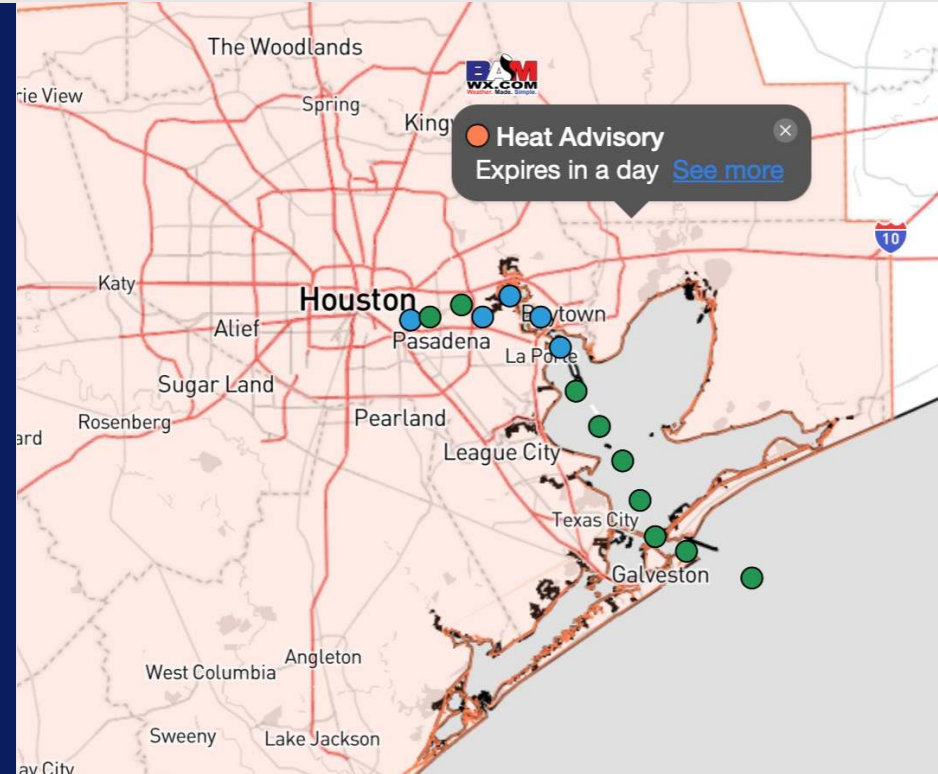


Updated: 10:05 PM CT  
Friday, August 9, 2024

Forecaster: Tyler Riggles

## Weather Headlines

- A few low-end rain chances the next few days. Overall favoring conditions remain dry.
- Winds will be relatively calm through the next few days, with winds rarely exceeding 15 kts.
- Not favoring any fog risks over the next few days.



Current Radar: 10:02 PM CT



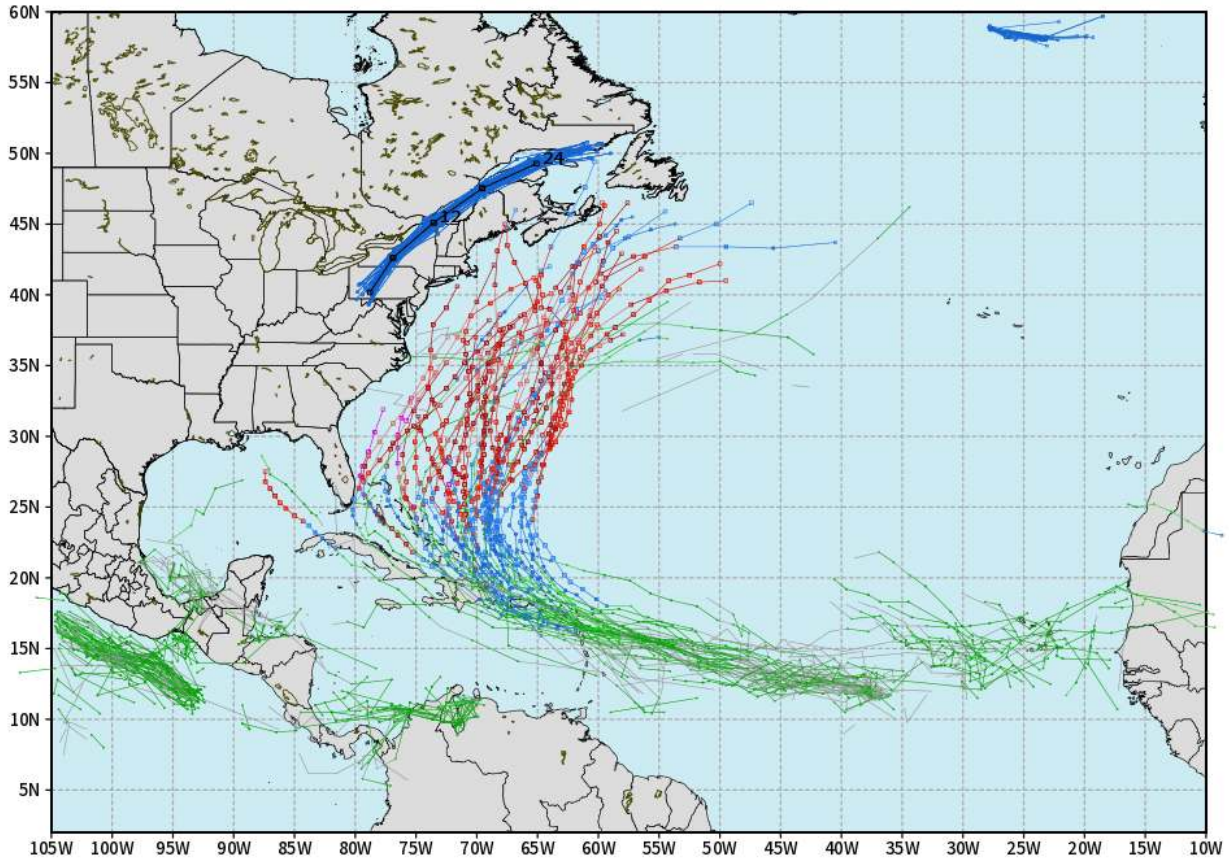
As always, please do not hesitate to reach out to us with any forecast questions via the chat option on Clarity or our on-call number, **(317)-560-8122** press 1 for forecast questions.

# Houston Pilots Tropical Update

## European Model Next 10 Days - Tropical Tracks

ECMWF ATLANTIC EPS Cyclone Locations --> Next [10-days]  
INIT: 12Z09AUG2024 --> UNTIL 12Z19AUG2024

- o-o ENSEMBLE MEAN
- o-o 1000 - 1010 hPa
- o-o 980 - 999 hPa
- o-o 960 - 979 hPa
- o-o 950 - 959 hPa
- o-o < 950 hPa



weathermodels.com

Post-Tropical Cyclone Debby continues to slowly exit the NE US, expected to fully exit the area early-mid morning SAT.

We are currently monitoring an uptick in activity in the Caribbean as we approach the middle of August. Too early to determine Gulf threats. We will have updates as needed.

# Houston Pilots Visibility Chart (miles)



## Forecast Confidence



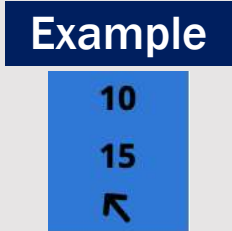
Visibility	Sat 12 am	Sat 1 am	Sat 2 am	Sat 3 am	Sat 4 am	Sat 5 am	Sat 6 am	Sat 7 am	Sat 8 am	Sat 9 am	Sat 10 am	Sat 11 am	Sat 12 pm	Sat 1 pm	Sat 2 pm	Sat 3 pm	Sat 4 pm	Sat 5 pm	Sat 6 pm	Sat 7 pm	Sat 8 pm	Sat 9 pm	Sat 10 pm	Sat 11 pm
Houston Pilots N - 610 Bridge	10.1	10.1	10.1	10.1	10.1	10.1	10.1	10.1	10.1	10.1	10.1	10.1	10.1	10.1	10.1	10.1	10.1	10.1	10.1	10.1	10.1	10.1	10.1	10.1
Houston Pilots M - Kinder 1	10.1	10.1	10.1	10.1	10.1	10.1	10.1	10.1	10.1	10.1	10.1	10.1	10.1	10.1	10.1	10.1	10.1	10.1	10.1	10.1	10.1	10.1	10.1	10.1
Houston Pilots L - Greens Bayou	10.1	10.1	10.1	10.1	10.1	10.1	10.1	10.1	10.1	10.1	10.1	10.1	10.1	10.1	10.1	10.1	10.1	10.1	10.1	10.1	10.1	10.1	10.1	10.1
Houston Pilots K - Shell Crude	10.1	10.1	10.1	10.1	10.1	10.1	10.1	10.1	10.1	10.1	10.1	10.1	10.1	10.1	10.1	10.1	10.1	10.1	10.1	10.1	10.1	10.1	10.1	10.1
Houston Pilots J - Lynchburg Ferries	10.1	10.1	10.1	10.1	10.1	10.1	10.1	10.1	10.1	10.1	10.1	10.1	10.1	10.1	10.1	10.1	10.1	10.1	10.1	10.1	10.1	10.1	10.1	10.1
Houston Pilots I - Exxon 3	10.1	10.1	10.1	10.1	10.1	10.1	10.1	10.1	10.1	10.1	10.1	10.1	10.1	10.1	10.1	10.1	10.1	10.1	10.1	10.1	10.1	10.1	10.1	10.1
Houston Pilots H - Morgans Point	10.1	10.1	10.1	10.1	10.1	10.1	10.1	10.1	10.1	10.1	10.1	10.1	10.1	10.1	10.1	10.1	10.1	10.1	10.1	10.1	10.1	10.1	10.1	10.1
Houston Pilots G - 75/76	10.1	10.1	10.1	10.1	10.1	10.1	10.1	10.1	10.1	10.1	10.1	10.1	10.1	10.1	10.1	10.1	10.1	10.1	10.1	10.1	10.1	10.1	10.1	17
Houston Pilots F - 63/64	10.1	10.1	10.1	10.1	10.1	10.1	10.1	10.1	10.1	10.1	10.1	10.1	10.1	10.1	10.1	10.1	10.1	10.1	10.1	10.1	10.1	10.1	10.1	17
Houston Pilots E - 51/52	10.1	10.1	10.1	10.1	10.1	10.1	10.1	10.1	10.1	10.1	10.1	10.1	10.1	10.1	10.1	10.1	10.1	10.1	10.1	10.1	10.1	10.1	10.1	12
Houston Pilots D - 37/38	10.1	10.1	10.1	10.1	10.1	10.1	10.1	10.1	10.1	10.1	10.1	10.1	10.1	10.1	10.1	10.1	10.1	10.1	10.1	10.1	10.1	10.1	10.1	12
Houston Pilots C - 25/26	10.1	10.1	10.1	10.1	10.1	10.1	10.1	10.1	10.1	10.1	10.1	10.1	10.1	10.1	10.1	10.1	10.1	10.1	10.1	10.1	10.1	10.1	10.1	17
Houston Pilots B - 11/12	10.1	10.1	10.1	10.1	10.1	10.1	10.1	10.1	10.1	10.1	10.1	10.1	10.1	10.1	10.1	10.1	10.1	10.1	10.1	10.1	10.1	10.1	10.1	17
Houston Pilots A - 1 & 2 Bravo	10.1	10.1	10.1	10.1	10.1	10.1	10.1	10.1	10.1	10.1	10.1	10.1	10.1	10.1	10.1	10.1	10.1	10.1	10.1	10.1	10.1	10.1	10.1	17

**NOTE: This is automated data that may/may not agree with the official BAM thinking that's found on the daily slides or special visibility report slides. This data should be used as a guide only**

# Houston Pilots Wind Chart



Sustained wind 10 Knots  
 Gusts 15 Knots  
 Wind from the SE



Wind	Sat 12 am	Sat 1 am	Sat 2 am	Sat 3 am	Sat 4 am	Sat 5 am	Sat 6 am	Sat 7 am	Sat 8 am	Sat 9 am	Sat 10 am	Sat 11 am	Sat 12 pm	Sat 1 pm	Sat 2 pm	Sat 3 pm	Sat 4 pm	Sat 5 pm	Sat 6 pm	Sat 7 pm	Sat 8 pm	Sat 9 pm	Sat 10 pm	Sat 11 pm
Houston Pilots N - 610 Bridge	3 ↑	2 ↑	2 ↑	2 →	2 →	3 ↓	3 ↓	3 ↓	3 ↓	5 ↓	6 ←	6 ←	6 ←	6 ←	6 ←	6 ←	7 ←	6 ←	6 ←	6 ←	6 ←	5 ←	3 ←	3 ↑
Houston Pilots M - Kinder 1	2 ↑	2 ↑	2 ↑	2 →	2 →	3 ↓	3 ↓	3 ↓	3 ↓	5 ↓	6 ←	6 ←	6 ←	6 ←	6 ←	7 ←	7 ←	7 ←	6 ←	6 ←	6 ←	5 ←	3 ←	3 ↑
Houston Pilots L - Greens Bayou	2 ↑	2 ↑	2 ↑	2 →	2 →	3 ↓	3 ↓	3 ↓	3 ↓	5 ↓	5 ←	6 ←	6 ←	6 ←	6 ←	6 ←	6 ←	6 ←	6 ←	6 ←	6 ←	5 ←	3 ←	3 ↑
Houston Pilots K - Shell Crude	2 ↑	2 ↑	2 ↑	2 →	2 →	3 ↓	3 ↓	3 ↓	3 ↓	5 ↓	5 ←	6 ←	6 ←	6 ←	6 ←	6 ←	6 ←	6 ←	6 ←	6 ←	6 ←	5 ←	3 ←	3 ↑
Houston Pilots J - Lynchburg Ferries	2 ↑	1 ↑	1 ↑	1 →	2 →	2 ↓	3 ↓	3 ↓	3 ↓	3 ↓	5 ←	6 ←	6 ←	6 ←	6 ←	6 ←	6 ←	6 ←	6 ←	6 ←	6 ←	5 ←	3 ←	3 ↑
Houston Pilots I - Exxon 3	6 ↑	5 ↑	5 →	5 →	6 ↓	6 ↓	6 ↓	7 ↓	8 ↓	8 ↓	8 ←	8 ←	8 ←	8 ←	8 ←	8 ←	8 ←	8 ←	8 ←	8 ←	8 ←	7 ←	7 ←	6 ↑
Houston Pilots H - Morgans Point	5 ↑	5 ↑	5 →	5 →	6 ↓	6 ↓	6 ↓	7 ↓	8 ↓	8 ↓	8 ←	8 ←	8 ←	8 ←	8 ←	8 ←	8 ←	8 ←	8 ←	8 ←	8 ←	7 ←	6 ←	6 ↑
Houston Pilots G - 75/76	6 ↑	6 →	6 →	6 ↓	6 ↓	7 ↓	8 ↓	8 ↓	9 ↓	9 ↓	9 ←	9 ←	8 ←	8 ←	8 ←	8 ←	8 ←	8 ←	8 ←	8 ←	8 ←	8 ←	7 ←	7 ↑
Houston Pilots F - 63/64	7 ↑	7 →	7 →	7 ↓	8 ↓	9 ↓	10 ↓	12 ↓	13 ↓	14 ↓	14 ←	14 ←	14 ←	14 ←	13 ←	14 ←	14 ←	14 ←	14 ←	14 ←	13 ←	12 ←	10 ←	9 ↑
Houston Pilots E - 51/52	6 ↑	6 →	6 →	6 ↓	6 ↓	7 ↓	8 ↓	8 ↓	9 ↓	9 ↓	9 ←	9 ←	8 ←	8 ←	8 ←	7 ←	7 ←	8 ←	8 ←	8 ←	8 ←	7 ←	7 ↑	
Houston Pilots D - 37/38	5 ↑	5 →	6 →	6 ↓	6 ↓	7 ↓	8 ↓	8 ↓	9 ↓	9 ↓	9 ←	10 ←	9 ←	8 ←	8 ←	8 ←	7 ←	8 ←	8 ←	8 ←	7 ←	7 ←	6 ←	6 ↑
Houston Pilots C - 25/26	5 ↑	5 →	5 →	6 ↓	6 ↓	7 ↓	7 ↓	8 ↓	8 ↓	9 ↓	9 ←	10 ←	9 ←	8 ←	8 ←	8 ←	8 ←	7 ←	7 ←	7 ←	7 ←	6 ←	6 ←	6 ↑
Houston Pilots B - 11/12	3 ↑	3 ↑	3 →	5 ↓	6 ↓	6 ↓	6 ↓	7 ↓	8 ↓	8 ↓	8 ←	9 ←	9 ←	8 ←	8 ←	8 ←	8 ←	8 ←	8 ←	7 ←	7 ←	6 ←	6 ←	6 ↑
Houston Pilots A - 1 & 2 Bravo	5 ↑	6 ↑	6 →	6 ↓	7 ↓	8 ↓	8 ↓	9 ↓	10 ↓	10 ↓	10 ←	10 ←	10 ←	10 ←	9 ←	8 ←	8 ←	8 ←	8 ←	7 ←	7 ←	7 ←	6 ←	6 ↑

**NOTE: This is automated data that may/may not agree with the official BAM thinking that's found on the daily slides. This data should be used as a guide only.**

# Houston Pilots: SAT. 8/10/2024



## Forecast Discussion

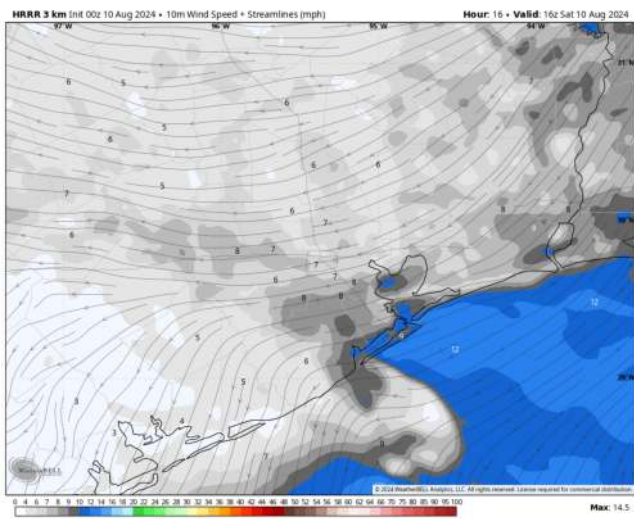
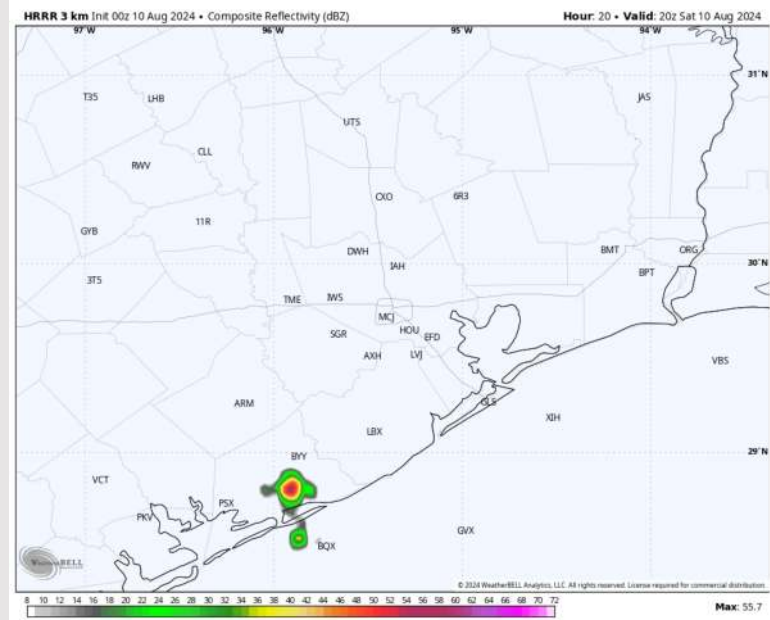
**Precip:** Favoring a 10% chance for an isolated shower between 1 – 6 PM. Otherwise favoring dry conditions.

**Wind:** Winds favored to be variable throughout the day with a tendency to be out of the W. **N of Morgan's Point:** Winds at 3 – 7 kts for the entire day. **S of Morgan's Point:** Winds at 5 – 10 kts throughout the day.

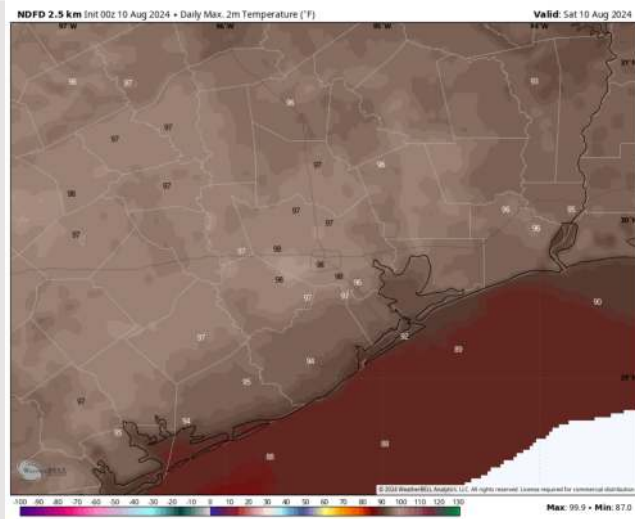
**High Temps:** **N of Morgan's Point:** Near 100 F. **S of Morgan's Point:** Low 90s F.

**Visibility:** Not anticipating any visibility concerns for today.

## Precip Image: 3 PM CT



Wind Speed:  
11 AM CT



High Temps  
Today

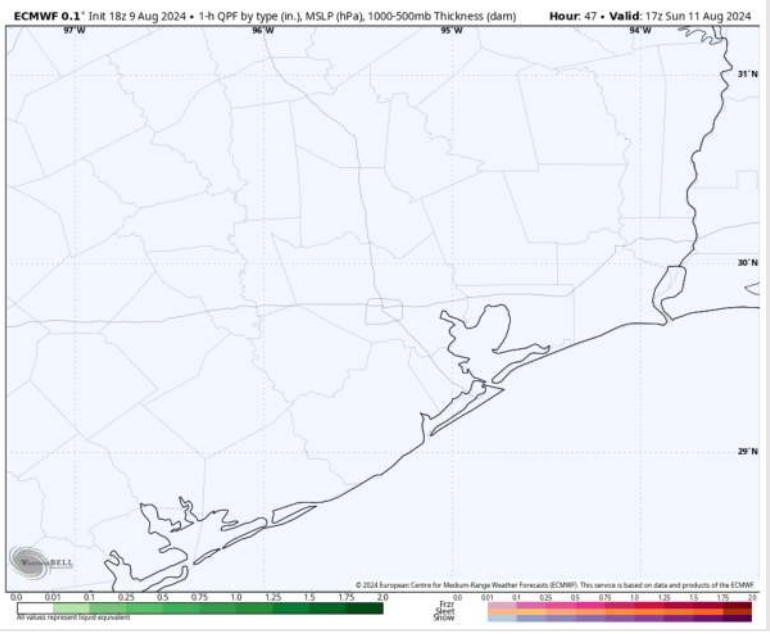
# Houston Pilots: SUN. 8/11/2024



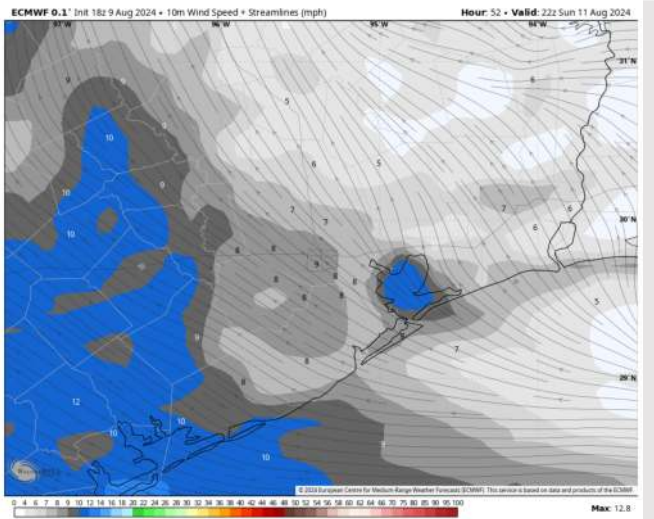
## Forecast Discussion

- Precip:** Favoring dry conditions for Sunday.
- Wind:** Winds will be variable through 5PM before veering out of the southeast for the remainder of the evening. **N of Morgan's Point:** Winds at 3 – 7 kts throughout the the day. **S of Morgan's Point:** Winds at 3– 7 kts through 5 PM, then winds will increase to 7 – 13 kts through the rest of the night.
- High Temps:** **N of Morgan's Point:** Upper 90s F. **S of Morgan's Point:** Near 90 F.
- Visibility:** Not anticipating any visibility concerns for Sunday.

## Precip Image: 12 PM CT

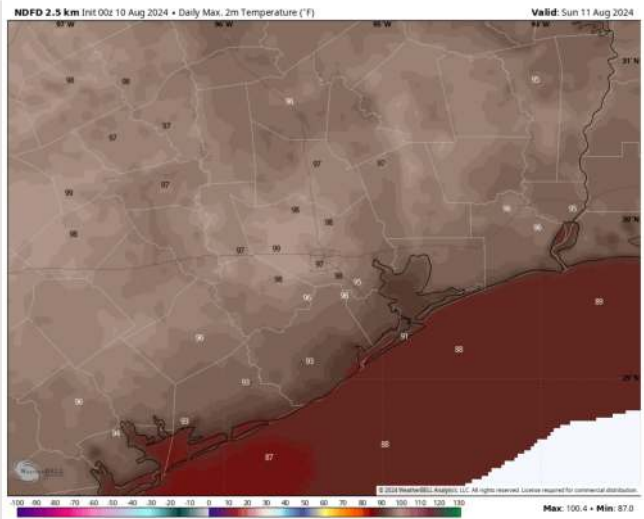


## Wind Speed 5 PM CT



Wind Speed  
5 PM CT

## High Temps Sunday



High Temps  
Sunday

# Houston Pilots: MON. 8/12/2024



## Forecast Discussion

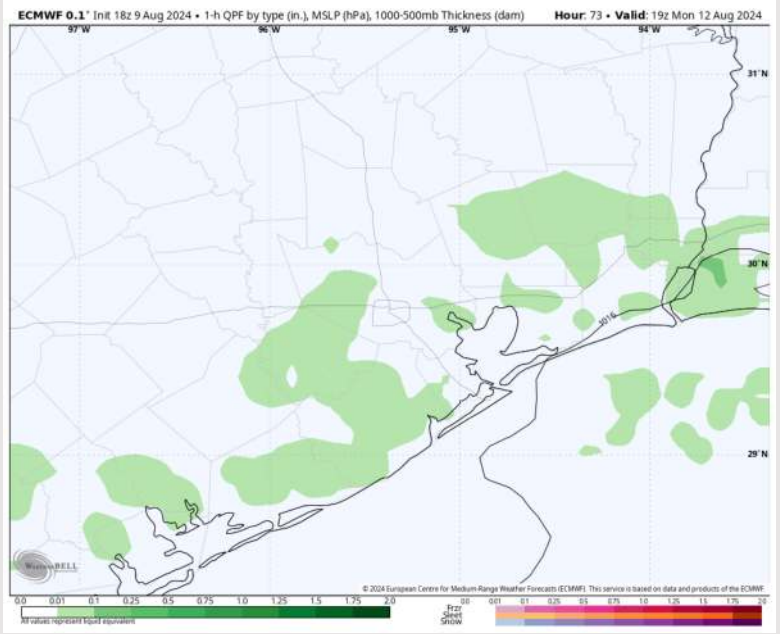
**Precip:** Hit and miss (20-30%) showers in play for all stations between 11 AM and 6 PM.

**Wind:** Winds will be generally variable between 12 – 11 AM, settling out of the SW after that time. **N of Morgan's Point:** Winds will be at 4-9 kts through the day on Monday. **S of Morgan's Point:** Winds will be at 6-11 through Monday.

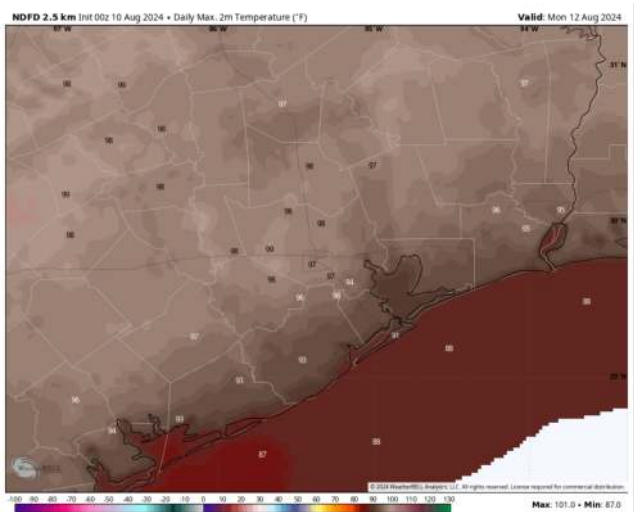
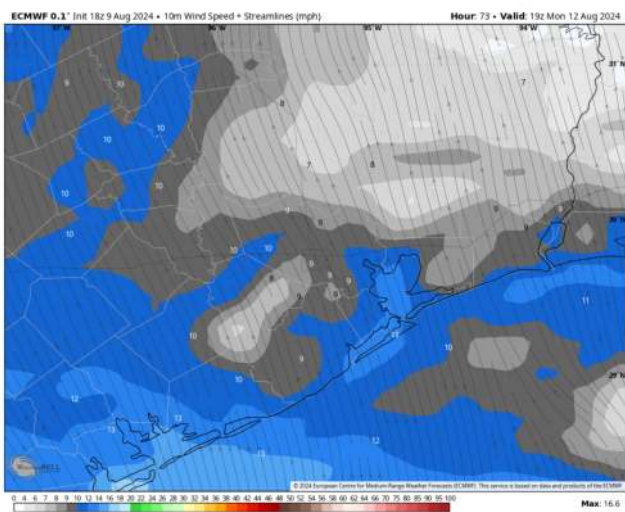
**High Temps:** **N of Morgan's Point:** Upper 90s F. **S of Morgan's Point:** Upper 80s F.

**Visibility:** Not favoring any visibility concerns for Monday.

## Precip Image: 2 PM CT

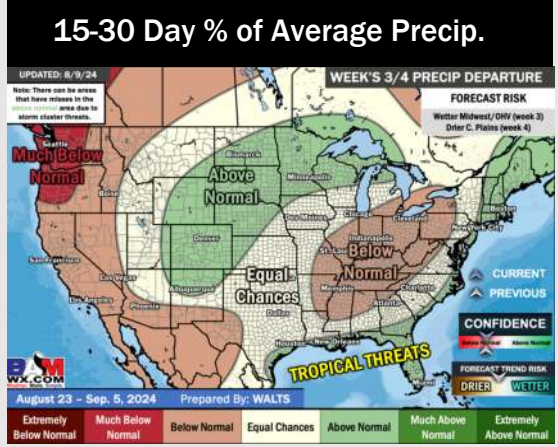
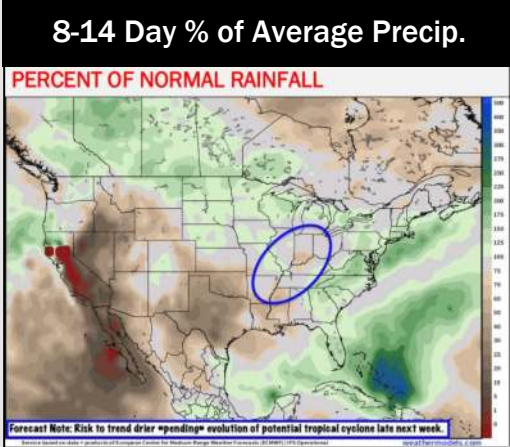
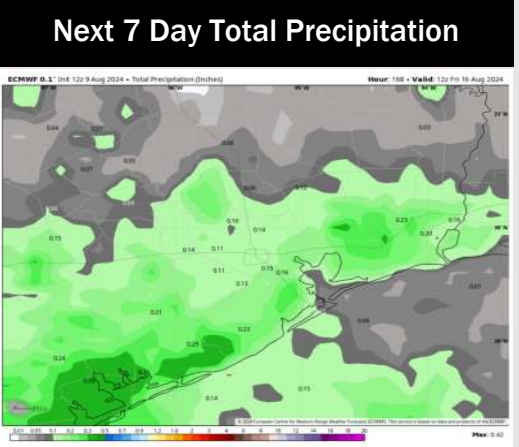
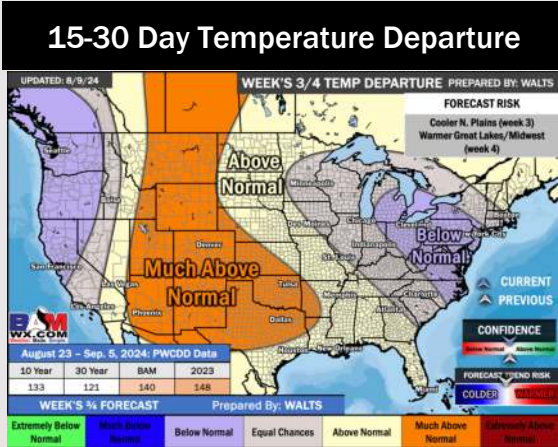
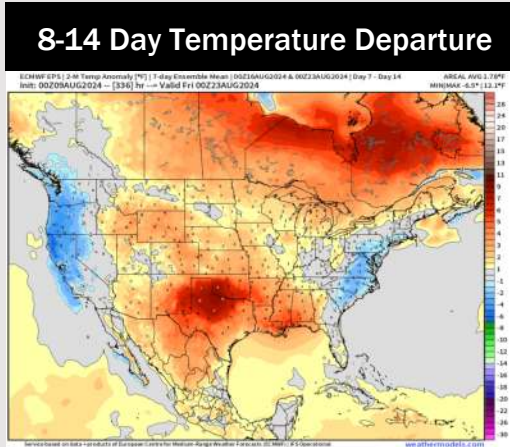
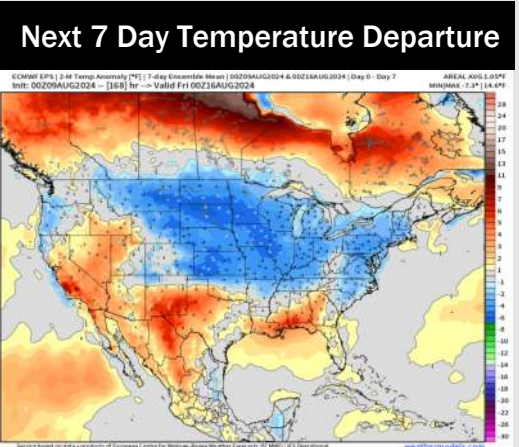


Wind Speed:  
2 PM CT



High Temps  
Monday

# Houston Pilots: 8/10/24



- Temps are expected to be near to slightly above normal for the week 1 timeframe. Expecting a generally drier weekend with scattered rain chances pushing in at the start of next week.
- Above average temperatures and below normal precipitation chances are favored for the week 2 timeframe. We are monitoring the potential of tropical activity entering the Gulf of Mexico.
- Above normal temperatures and above average precipitation chances are expected for the weeks 3/4 timeframe. As we approach mid to late August & going into September, Atlantic tropical activity looks to ramp up. We will be monitoring closely and providing updates as needed.



# Houston Pilots Tropical Update

Late August and Beyond

