

Houston Pilots Forecast Package



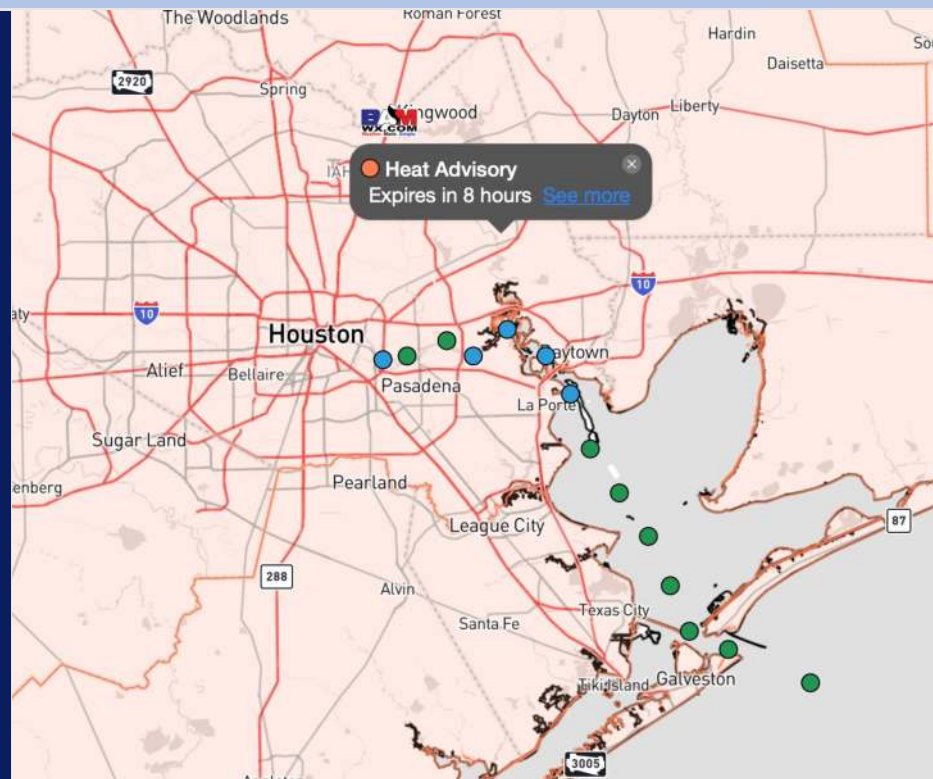
Updated: 12:30 PM CT

Thursday, August 8, 2024

Forecaster: Hope Kleitsch

Weather Headlines

- Dry conditions favored throughout the rest of the week.
- Winds will be relatively calm through the next few days, with winds rarely exceeding 15 kts.
- Not favoring any fog risks over the next few days.



Current Radar: 12:30 PM CT



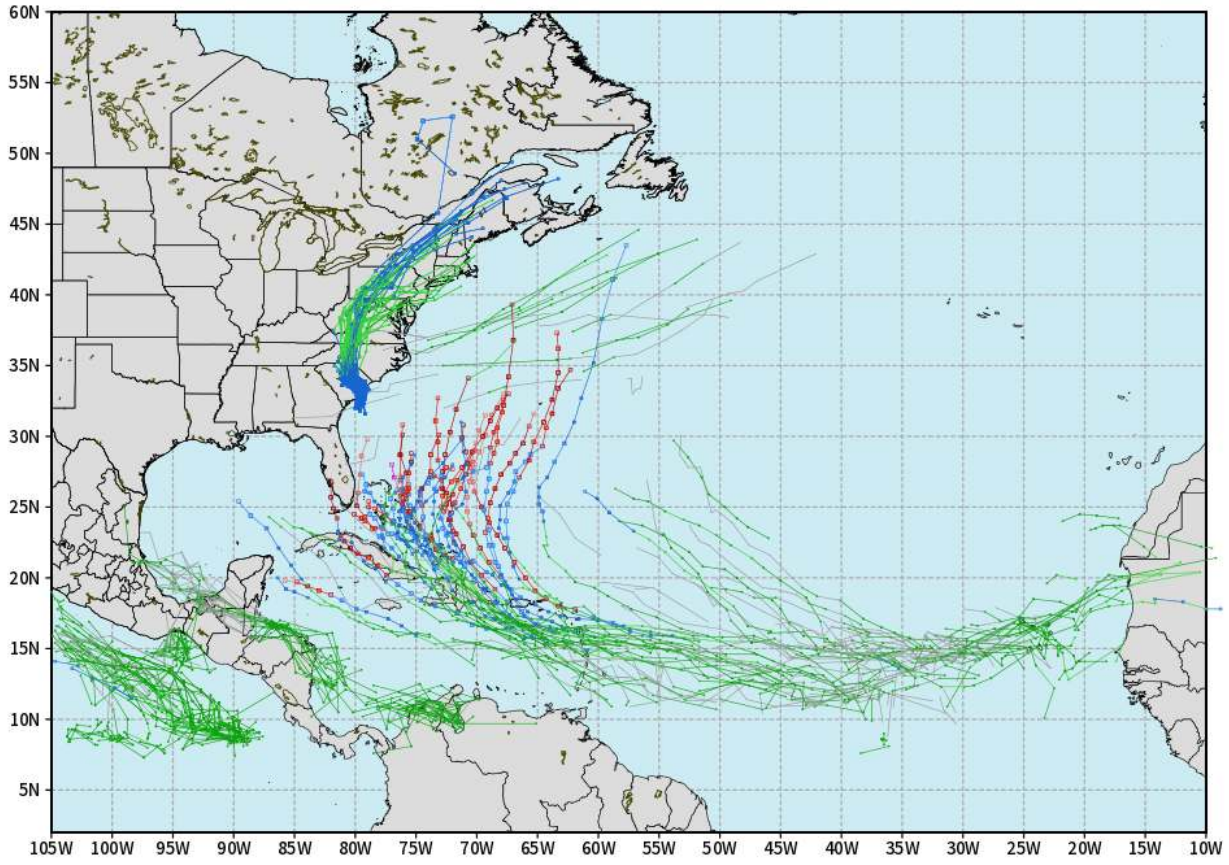
As always, please do not hesitate to reach out to us with any forecast questions via the chat option on Clarity or our on-call number, **(317)-560-8122** press 1 for forecast questions.

Houston Pilots Tropical Update

European Model Next 10 Days - Tropical Tracks

ECMWF ATLANTIC EPS Cyclone Locations --> Next [10-days]
INIT: 00Z08AUG2024 --> UNTIL 00Z18AUG2024

o-o ENSEMBLE MEAN
o-o 1000 - 1010 hPa
o-o 980 - 999 hPa
o-o 960 - 979 hPa
o-o 950 - 959 hPa
o-o < 950 hPa



weathermodels.com

Tropical Storm Debby continues to slowly track NE up the East Coast for the remainder of this week.

We are currently monitoring an uptick in activity in the Caribbean as we approach the middle of August. We will have updates as needed.

Houston Pilots Visibility Chart (miles)



Forecast Confidence



Visibility	Thu 2 pm	Thu 3 pm	Thu 4 pm	Thu 5 pm	Thu 6 pm	Thu 7 pm	Thu 8 pm	Thu 9 pm	Thu 10 pm	Thu 11 pm	Fri 12 am	Fri 1 am	Fri 2 am	Fri 3 am	Fri 4 am	Fri 5 am	Fri 6 am	Fri 7 am	Fri 8 am	Fri 9 am	Fri 10 am	Fri 11 am	Fri 12 pm	Fri 1 pm
Houston Pilots N - 610 Bridge	10.1	10.1	10.1	10.1	10.1	10.1	10.1	10.1	10.1	10.1	10.1	10.1	10.1	10.1	10.1	10.1	10.1	10.1	10.1	10.1	10.1	10.1	10.1	10.1
Houston Pilots M - Kinder 1	10.1	10.1	10.1	10.1	10.1	10.1	10.1	10.1	10.1	10.1	10.1	10.1	10.1	10.1	10.1	10.1	10.1	10.1	10.1	10.1	10.1	10.1	10.1	10.1
Houston Pilots L - Greens Bayou	10.1	10.1	10.1	10.1	10.1	10.1	10.1	10.1	10.1	10.1	10.1	10.1	10.1	10.1	10.1	10.1	10.1	10.1	10.1	10.1	10.1	10.1	10.1	10.1
Houston Pilots K - Shell Crude	10.1	10.1	10.1	10.1	10.1	10.1	10.1	10.1	10.1	10.1	10.1	10.1	10.1	10.1	10.1	10.1	10.1	10.1	10.1	10.1	10.1	10.1	10.1	10.1
Houston Pilots J - Lynchburg Ferries	10.1	10.1	10.1	10.1	10.1	10.1	10.1	10.1	10.1	10.1	10.1	10.1	10.1	10.1	10.1	10.1	10.1	10.1	10.1	10.1	10.1	10.1	10.1	10.1
Houston Pilots I - Exxon 3	10.1	10.1	10.1	10.1	10.1	10.1	10.1	10.1	10.1	10.1	10.1	10.1	10.1	10.1	10.1	10.1	10.1	10.1	10.1	10.1	10.1	10.1	10.1	10.1
Houston Pilots H - Morgans Point	10.1	10.1	10.1	10.1	10.1	10.1	10.1	10.1	10.1	10.1	10.1	10.1	10.1	10.1	10.1	10.1	10.1	10.1	10.1	10.1	10.1	10.1	10.1	10.1
Houston Pilots G - 75/76	10.1	10.1	10.1	10.1	10.1	10.1	10.1	10.1	10.1	10.1	10.1	10.1	10.1	10.1	10.1	10.1	10.1	10.1	10.1	10.1	10.1	10.1	10.1	12
Houston Pilots F - 63/64	10.1	10.1	10.1	10.1	10.1	10.1	10.1	10.1	10.1	10.1	10.1	10.1	10.1	10.1	10.1	10.1	10.1	10.1	10.1	10.1	10.1	10.1	10.1	12
Houston Pilots E - 51/52	10.1	10.1	10.1	10.1	10.1	10.1	10.1	10.1	10.1	10.1	10.1	10.1	10.1	10.1	10.1	10.1	10.1	10.1	10.1	10.1	10.1	10.1	10.1	12
Houston Pilots D - 37/38	10.1	10.1	10.1	10.1	10.1	10.1	10.1	10.1	10.1	10.1	10.1	10.1	10.1	10.1	10.1	10.1	10.1	10.1	10.1	10.1	10.1	10.1	10.1	12
Houston Pilots C - 25/26	10.1	10.1	10.1	10.1	10.1	10.1	10.1	10.1	10.1	10.1	10.1	10.1	10.1	10.1	10.1	10.1	10.1	10.1	10.1	10.1	10.1	10.1	10.1	12
Houston Pilots B - 11/12	10.1	10.1	10.1	10.1	10.1	10.1	10.1	10.1	10.1	10.1	10.1	10.1	10.1	10.1	10.1	10.1	10.1	10.1	10.1	10.1	10.1	10.1	10.1	12
Houston Pilots A - 1 & 2 Bravo	10.1	10.1	10.1	10.1	10.1	10.1	10.1	10.1	10.1	10.1	10.1	10.1	10.1	10.1	10.1	10.1	10.1	10.1	10.1	10.1	10.1	10.1	10.1	12

NOTE: This is automated data that may/may not agree with the official BAM thinking that's found on the daily slides or special visibility report slides. This data should be used as a guide only

Houston Pilots Wind Chart



Sustained wind 10 Knots
 Gusts 15 Knots
 Wind from the SE

Example

10
15
↖

Wind	Thu 2 pm	Thu 3 pm	Thu 4 pm	Thu 5 pm	Thu 6 pm	Thu 7 pm	Thu 8 pm	Thu 9 pm	Thu 10 pm	Thu 11 pm	Fri 12 am	Fri 1 am	Fri 2 am	Fri 3 am	Fri 4 am	Fri 5 am	Fri 6 am	Fri 7 am	Fri 8 am	Fri 9 am	Fri 10 am	Fri 11 am	Fri 12 pm	Fri 1 pm	
Houston Pilots N - 610 Bridge	2 ↓	2 ←	3 ↖	3 ↖	5 ↖	5 ↖	6 ↖	5 ↑	5 ↑	5 ↑	5 ↗	5 ↗	5 ↗	5 ↗	5 ↗	5 ↗	3 →	3 →	3 →	3 →	3 →	5 ↓	5 ↓	5 ↓	
Houston Pilots M - Kinder 1	2 ↓	3 ←	3 ↖	3 ↖	5 ↖	5 ↖	6 ↖	5 ↑	5 ↑	5 ↑	5 ↗	5 ↗	5 ↗	5 ↗	5 ↗	3 →	3 →	3 →	3 →	3 →	3 →	3 →	5 ↓	5 ↓	5 ↓
Houston Pilots L - Greens Bayou	2 ↖	3 ↖	3 ↖	5 ↖	5 ↖	5 ↖	5 ↖	5 ↑	5 ↑	5 ↑	5 ↗	3 ↗	5 ↗	3 ↗	3 ↗	3 ↗	3 ↗	3 ↗	3 ↗	3 ↗	3 ↗	3 ↗	5 ↓	5 ↓	5 ↓
Houston Pilots K - Shell Crude	2 ←	3 ↖	3 ↖	5 ↖	5 ↖	5 ↖	5 ↖	5 ↑	5 ↑	5 ↑	5 ↗	3 ↗	5 ↗	3 ↗	3 ↗	3 ↗	3 ↗	3 ↗	3 ↗	3 ↗	3 ↗	3 ↗	5 ↓	5 ↓	5 ↓
Houston Pilots J - Lynchburg Ferries	2 ←	3 ↖	3 ↖	5 ↖	5 ↖	5 ↖	5 ↖	3 ↑	3 ↑	3 ↑	3 ↗	3 ↗	3 ↗	3 ↗	3 ↗	3 ↗	3 ↗	3 ↗	2 ↗	3 ↗	3 ↗	3 ↗	3 ↗	5 ↓	5 ↓
Houston Pilots I - Exxon 3	3 ↖	5 ↖	6 ↖	7 ↖	7 ↖	8 ↖	8 ↖	8 ↖	8 ↖	8 ↖	8 ↖	8 ↖	8 ↖	8 ↖	8 ↖	8 ↖	7 ↖	6 ↖	6 ↖	6 ↖	6 ↖	6 ↖	6 ↖	6 ↖	6 ↖
Houston Pilots H - Morgans Point	3 ↖	5 ↖	6 ↖	7 ↖	8 ↖	8 ↖	8 ↖	8 ↖	8 ↖	8 ↖	8 ↖	8 ↖	8 ↖	8 ↖	8 ↖	8 ↖	7 ↖	6 ↖	6 ↖	6 ↖	6 ↖	6 ↖	6 ↖	6 ↖	6 ↖
Houston Pilots G - 75/76	3 ↖	5 ↖	6 ↖	7 ↖	8 ↖	8 ↖	8 ↖	9 ↖	9 ↖	10 ↖	9 ↖	9 ↖	10 ↖	9 ↖	9 ↖	9 ↖	8 ↖	8 ↖	8 ↖	7 ↖	7 ↖	7 ↖	6 ↖	6 ↖	6 ↖
Houston Pilots F - 63/64	3 ↖	5 ↖	6 ↖	7 ↖	8 ↖	8 ↖	8 ↖	9 ↖	9 ↖	10 ↖	9 ↖	9 ↖	10 ↖	9 ↖	9 ↖	9 ↖	8 ↖	8 ↖	8 ↖	7 ↖	7 ↖	7 ↖	6 ↖	6 ↖	6 ↖
Houston Pilots E - 51/52	3 ↖	3 ↖	6 ↖	7 ↖	8 ↖	8 ↖	8 ↖	9 ↖	9 ↖	10 ↖	9 ↖	10 ↖	10 ↖	10 ↖	14 ↖	14 ↖	13 ↖	8 ↖	8 ↖	8 ↖	8 ↖	7 ↖	7 ↖	6 ↖	6 ↖
Houston Pilots D - 37/38	3 ↖	3 ↖	5 ↖	7 ↖	8 ↖	8 ↖	8 ↖	9 ↖	9 ↖	10 ↖	9 ↖	10 ↖	10 ↖	10 ↖	14 ↖	14 ↖	13 ↖	8 ↖	8 ↖	8 ↖	8 ↖	7 ↖	7 ↖	6 ↖	6 ↖
Houston Pilots C - 25/26	3 ↖	3 ↖	6 ↖	7 ↖	8 ↖	8 ↖	8 ↖	9 ↖	9 ↖	10 ↖	9 ↖	9 ↖	9 ↖	9 ↖	14 ↖	14 ↖	13 ↖	8 ↖	8 ↖	8 ↖	8 ↖	7 ↖	7 ↖	6 ↖	6 ↖
Houston Pilots B - 11/12	3 ↖	5 ↖	6 ↖	6 ↖	7 ↖	8 ↖	8 ↖	8 ↖	8 ↖	8 ↖	8 ↖	8 ↖	8 ↖	8 ↖	14 ↖	14 ↖	13 ↖	8 ↖	8 ↖	8 ↖	8 ↖	7 ↖	7 ↖	6 ↖	6 ↖
Houston Pilots A - 1 & 2 Bravo	3 ↖	5 ↖	6 ↖	6 ↖	7 ↖	8 ↖	8 ↖	9 ↖	9 ↖	10 ↖	10 ↖	10 ↖	10 ↖	10 ↖	10 ↖	10 ↖	10 ↖	10 ↖	9 ↖	9 ↖	8 ↖	8 ↖	8 ↖	8 ↖	6 ↖

NOTE: This is automated data that may/may not agree with the official BAM thinking that's found on the daily slides. This data should be used as a guide only.

Houston Pilots: THU. 8/8/2024



Forecast Discussion

Precip: Favoring dry conditions throughout the rest of the day.

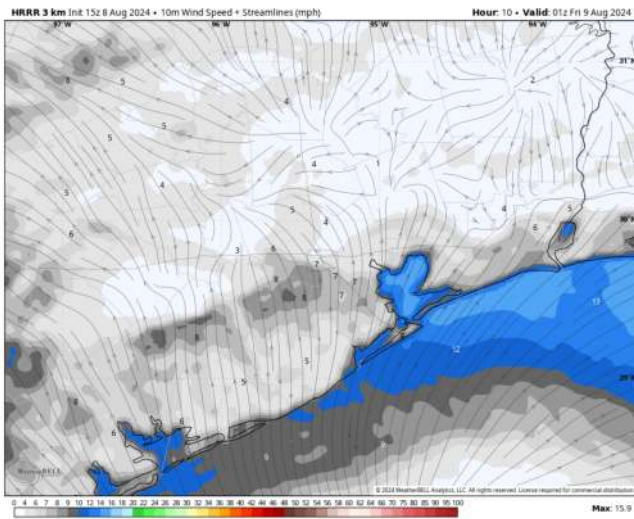
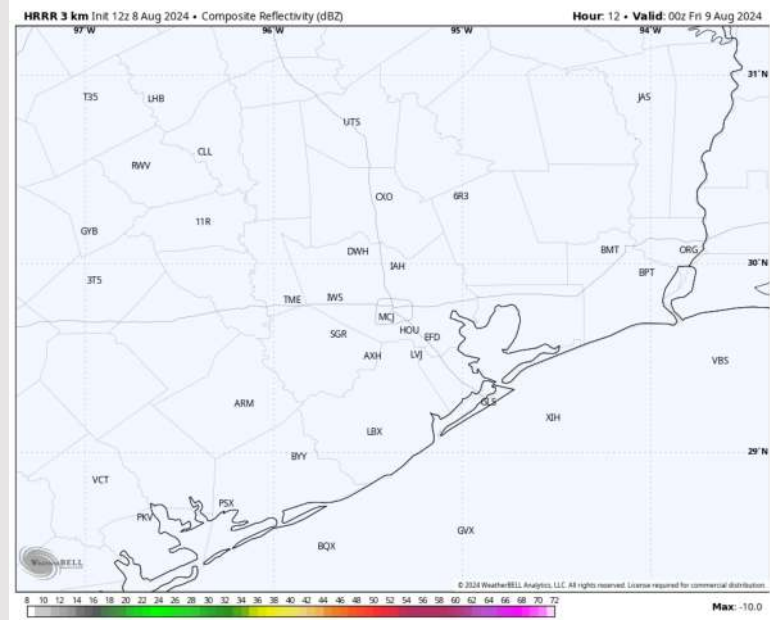
Wind: Winds will be out of the SW throughout the rest of today.

N of Morgan's Point: Winds at 2 – 7 kts throughout the remainder of the day. **S of Morgan's Point:** Winds at 3– 8 kts through 4 PM, then winds will increase to 8 – 14 kts through the rest of the night.

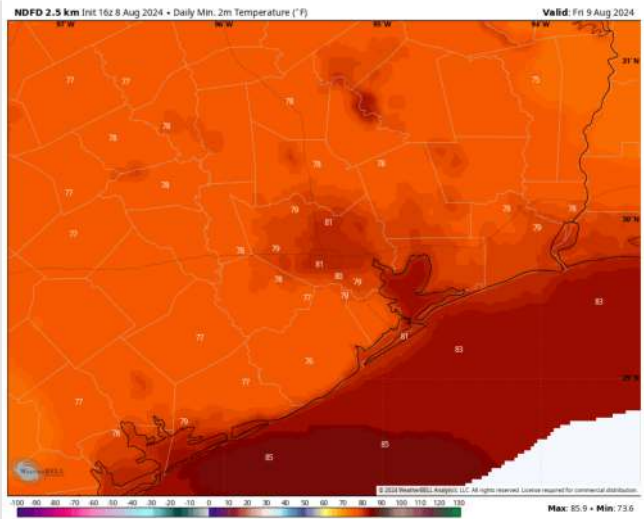
Low Temps: **N of Morgan's Point:** Near 80 F. **S of Morgan's Point:** Lower 80s F.

Visibility: Not anticipating any visibility concerns for today.

Precip Image: 6 PM CT



Wind Speed
8 PM CT



Low Temps
FRI AM

Houston Pilots: FRI. 8/9/2024



Forecast Discussion

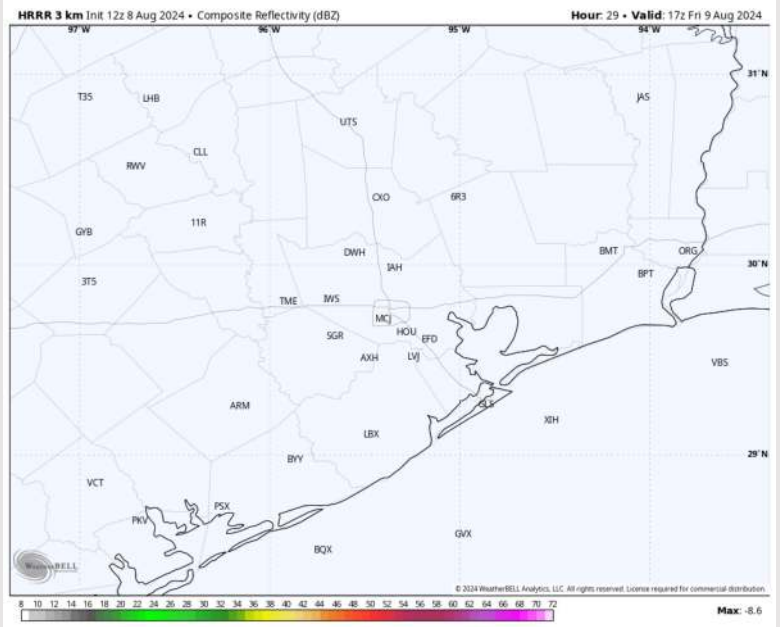
Precip: Dry conditions favored for Friday.

Wind: Winds will be generally out of the W/SW on Friday, before becoming variable from 12 PM – 5 PM. After then, winds will settle out of the SW for the remainder of the night. **N of Morgan's Point:** Winds will be at 3 – 8 kts through the day. **S of Morgan's Point:** Winds will be at 9– 14 kts through 10 AM before slightly decreasing to 7 – 12 kts for the remainder of the day.

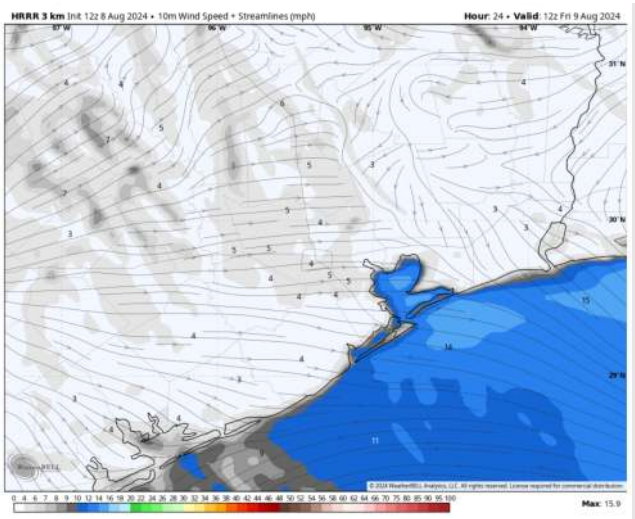
High Temps: **N of Morgan's Point:** Low 100s F. **S of Morgan's Point:** Low to mid 90s F.

Visibility: Not favoring any visibility concerns for Friday.

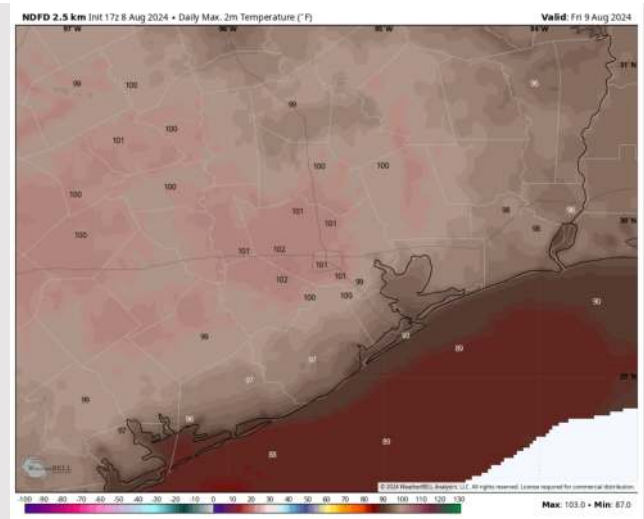
Precip Image: 12 PM CT



Wind Speed:
7 AM CT



High Temps
Friday



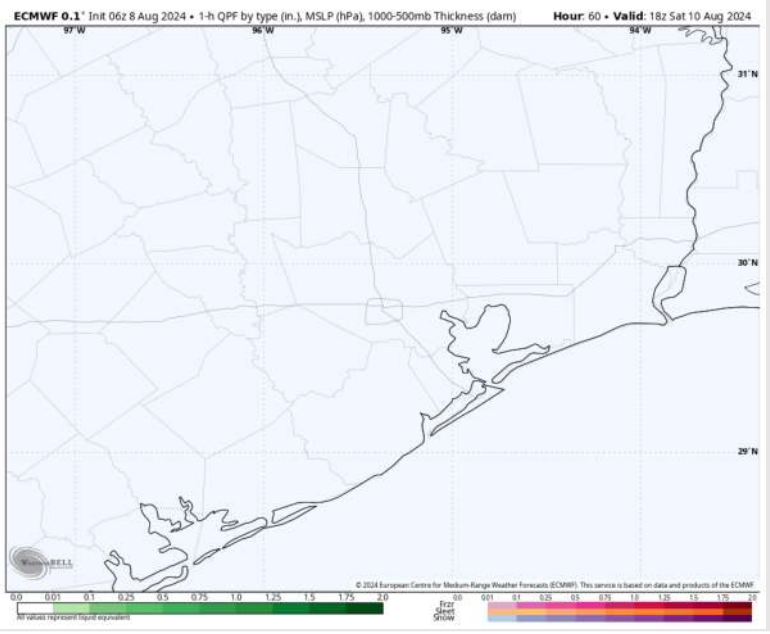
Houston Pilots: SAT. 8/10/2024



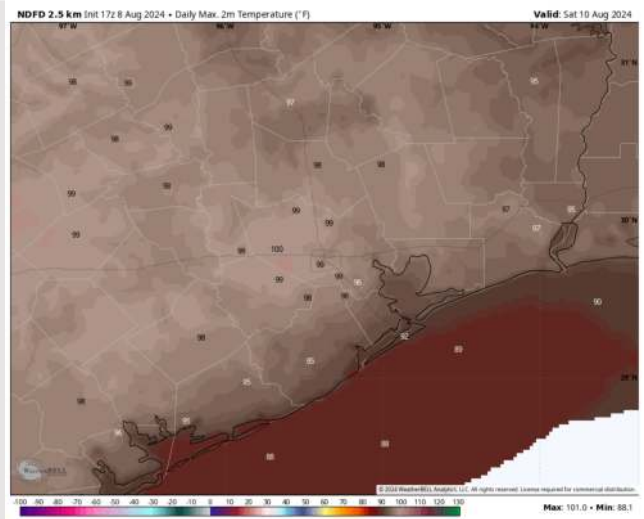
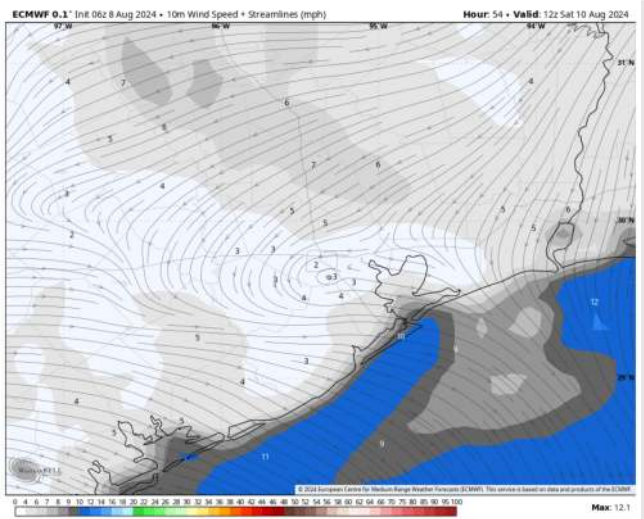
Forecast Discussion

- Precip:** Favoring dry conditions throughout the day on Saturday.
- Wind:** Winds favored to be variable throughout the day with a tendency to be out of the W/SW. **N of Morgan's Point:** Winds at 3 – 7 kts for the entire day. **S of Morgan's Point:** Winds at 5 – 10 kts throughout the day Saturday.
- High Temps:** **N of Morgan's Point:** Near 100 F. **S of Morgan's Point:** Low 90s F.
- Visibility:** Not anticipating any visibility concerns for Saturday.

Precip Image: 1 PM CT

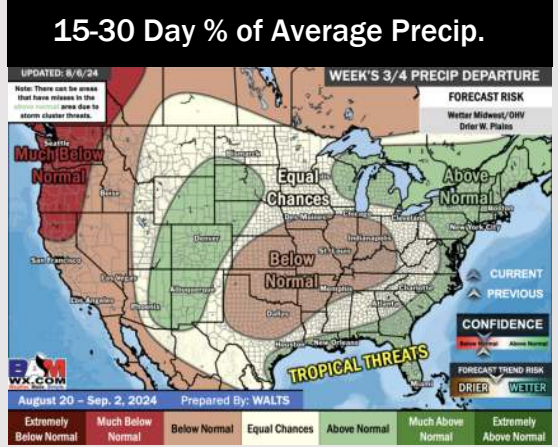
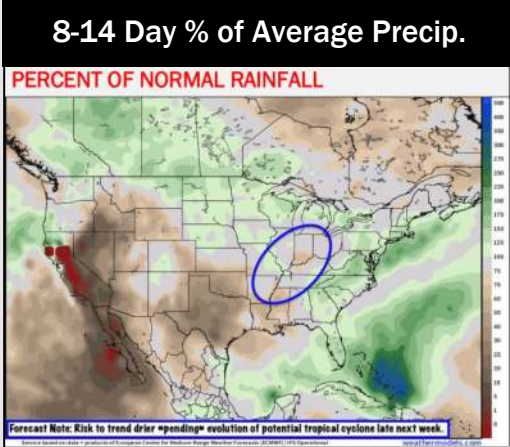
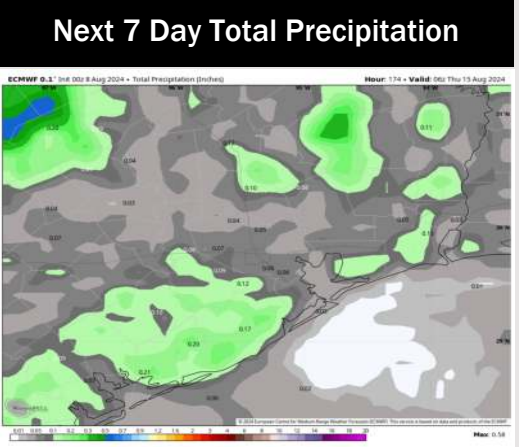
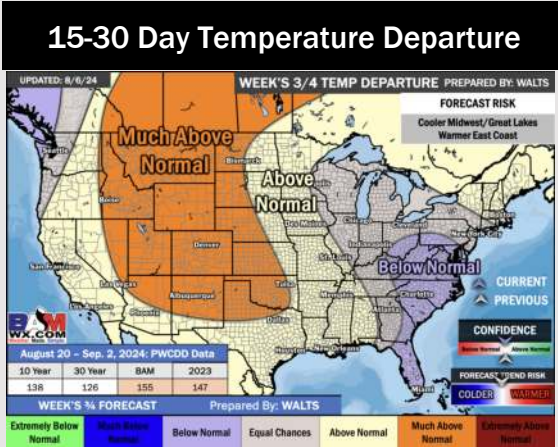
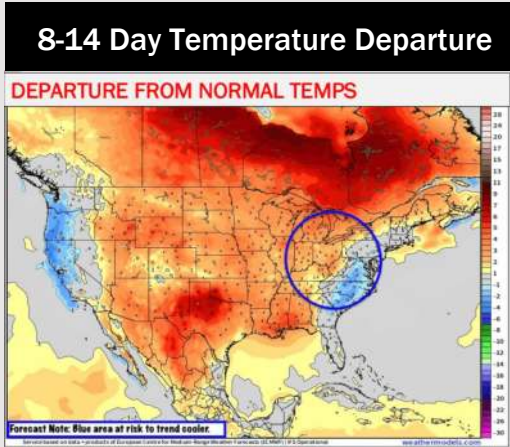
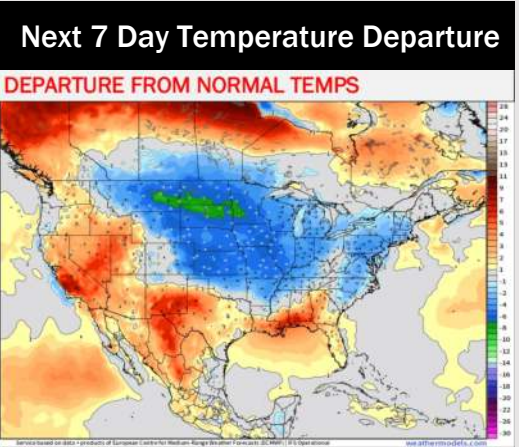


Wind Speed:
7 AM CT



High Temps
Saturday

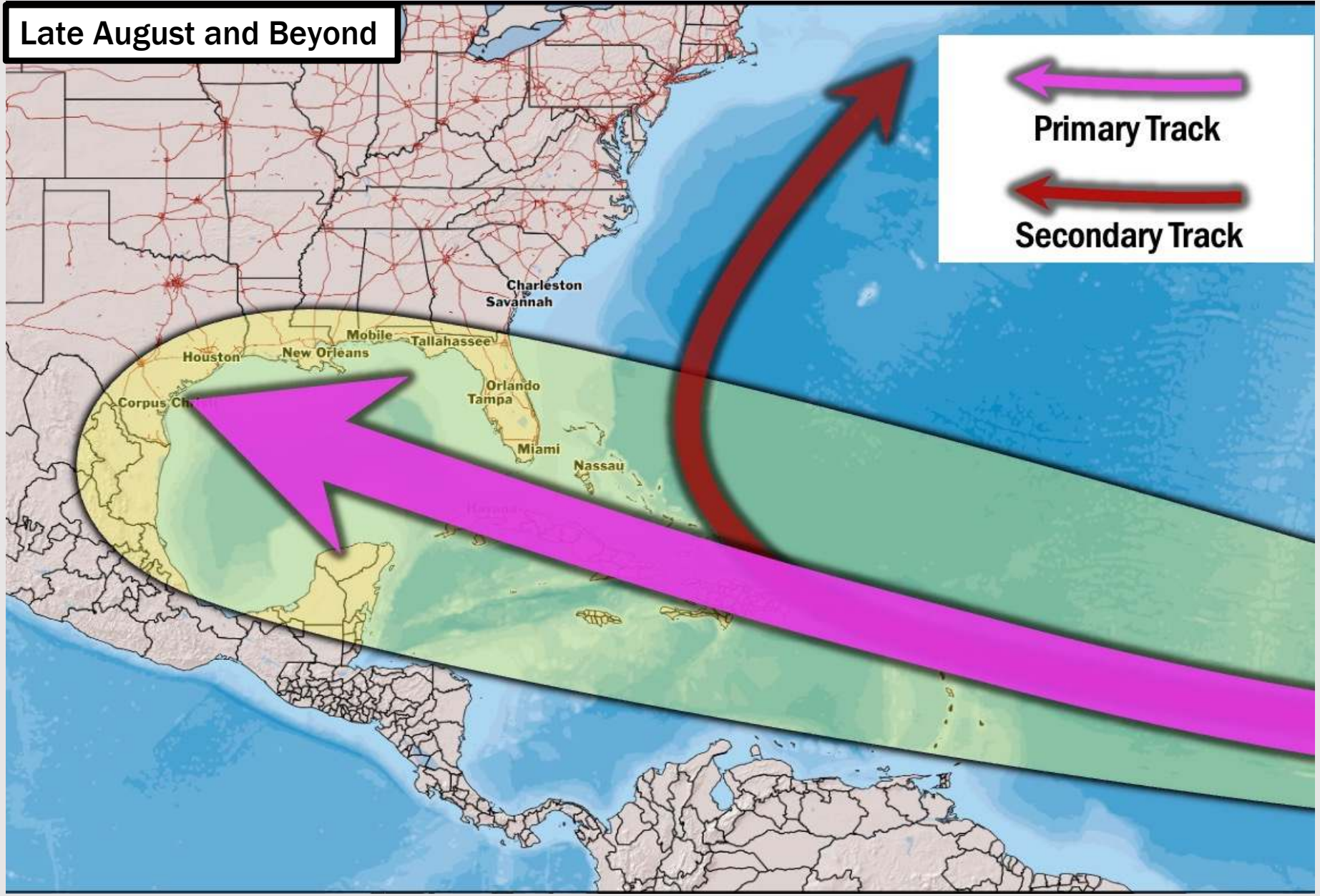
Houston Pilots: 8/8/24



- Temps are expected to be near to slightly above normal for the week 1 timeframe. Expecting a generally drier week 1, with only minor precip chances getting into early next week.
- Above average temperatures and below normal precipitation chances are favored for the week 2 timeframe. We are monitoring the potential of tropical activity entering the Gulf of Mexico.
- Above normal temperatures and above average precipitation chances are expected for the weeks 3/4 timeframe. As we approach mid to late August & going into September, Atlantic tropical activity looks to ramp up. We will be monitoring closely and providing updates as needed.

Houston Pilots Tropical Update

Late August and Beyond



← Primary Track

← Secondary Track