

# Houston Pilots Forecast Package



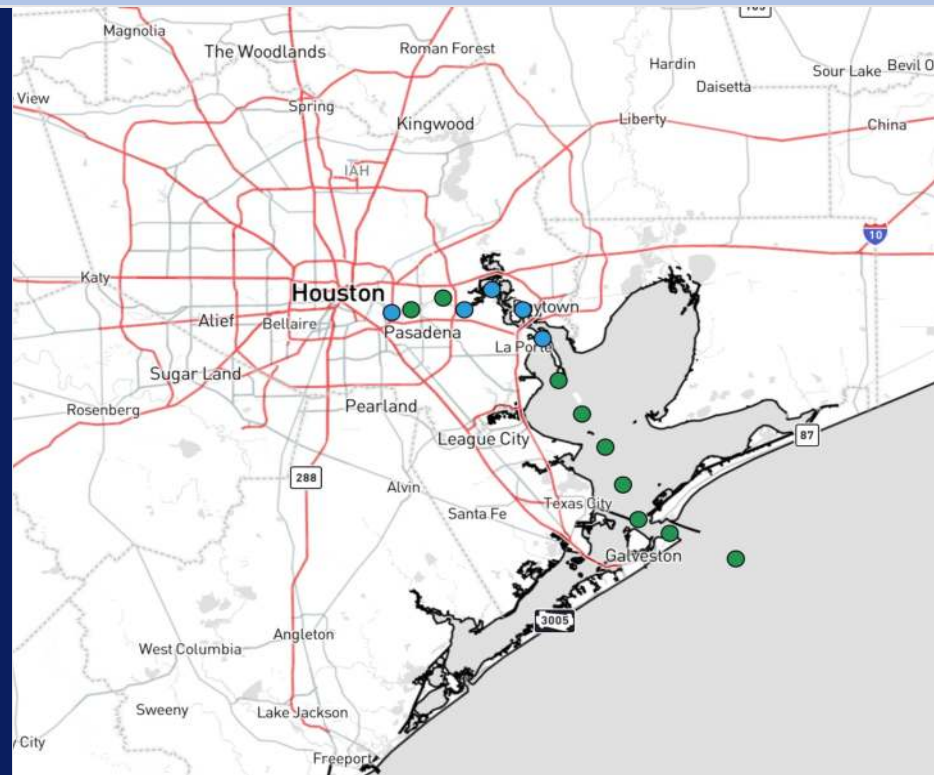
Updated: 12:20 AM CT

Tuesday, August 6, 2024

Forecaster: John Kemper

## Weather Headlines

- A few stray showers and storms in play from 3 PM to 8 PM today.
- Winds will be relatively calm through the next 36 hours with winds rarely exceeding 15 kts.
- Not favoring any fog risks over the next few days



Current Radar: 12:05 AM CT



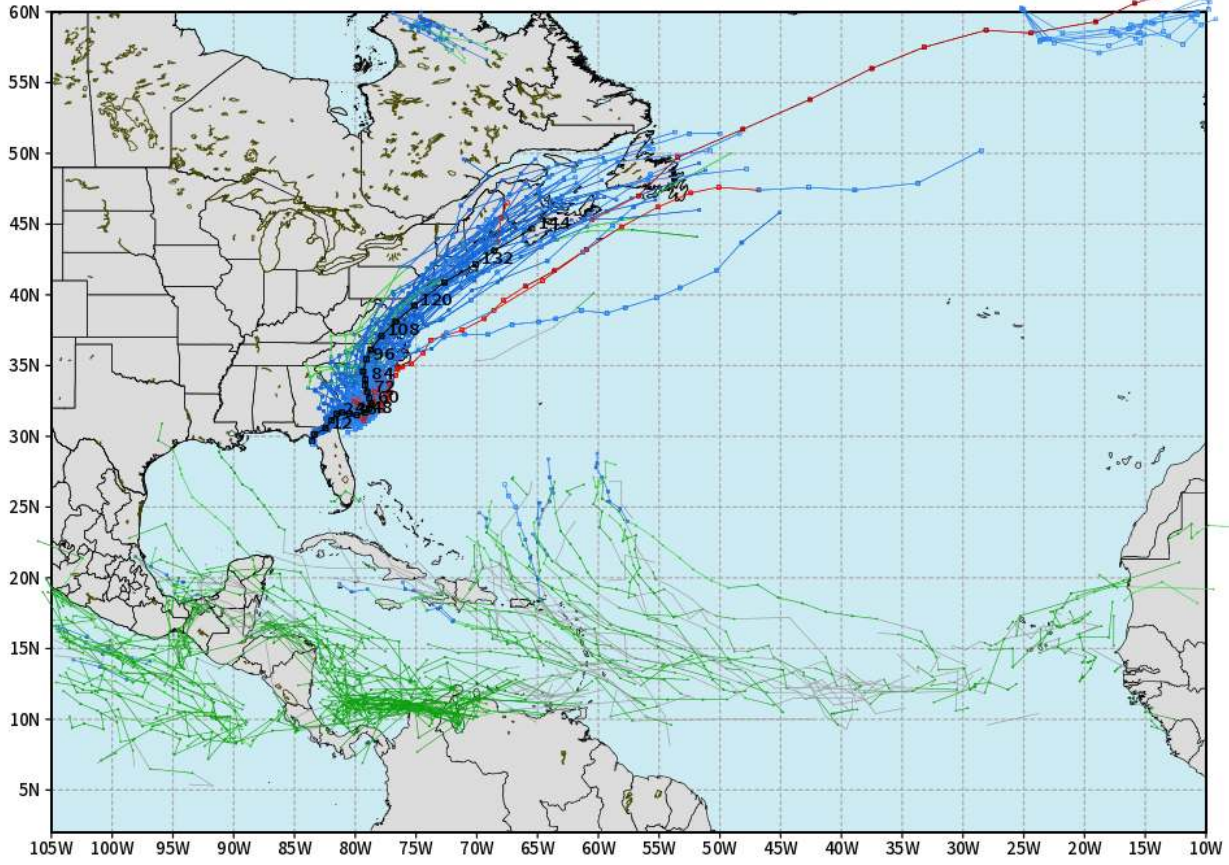
As always, please do not hesitate to reach out to us with any forecast questions via the chat option on Clarity or our on-call number, **(317)-560-8122** press 1 for forecast questions.

# Houston Pilots Tropical Update

## European Model Next 10 Days - Tropical Tracks

ECMWF ATLANTIC EPS Cyclone Locations --> Next [10-days]  
INIT: 12Z05AUG2024 --> UNTIL 12Z15AUG2024

- o-o ENSEMBLE MEAN
- o-o 1000 - 1010 hPa
- o-o 980 - 999 hPa
- o-o 960 - 979 hPa
- o-o 950 - 959 hPa
- o-o < 950 hPa



weathermodels.com

Tropical Storm Debby continues to slowly track NE up the East Coast.

We are currently monitoring an uptick in activity in the Caribbean as we approach the end of the 10-day period. We will have updates as needed.

# Houston Pilots Visibility Chart (miles)



## Forecast Confidence



Wind	Tue 1 am	Tue 2 am	Tue 3 am	Tue 4 am	Tue 5 am	Tue 6 am	Tue 7 am	Tue 8 am	Tue 9 am	Tue 10 am	Tue 11 am	Tue 12 pm	Tue 1 pm	Tue 2 pm	Tue 3 pm	Tue 4 pm	Tue 5 pm	Tue 6 pm	Tue 7 pm	Tue 8 pm	Tue 9 pm	Tue 10 pm	Tue 11 pm	Wed 12 am
Houston Pilots N - 610 Bridge	3 7 ↗	3 7 →	3 7 →	3 7 →	3 7 →	2 7 →	2 7 ↘	2 7 ↘	2 7 ↘	2 7 ↘	3 7 ↘	2 6 ↘	2 6 ↓	2 5 ↓	2 6 ↓	2 7 ↑	3 7 ↑	3 8 ↑	3 9 ↑	5 9 ↑	5 9 ↑	5 10 ↑	6 10 ↑	5 10 ↑
Houston Pilots M - Kinder 1	3 7 ↗	3 7 →	2 7 →	2 7 →	3 7 →	2 7 ↘	2 7 ↘	2 7 ↘	2 6 ↘	2 7 ↘	3 7 ↘	2 6 ↘	2 6 ↓	2 5 ↓	2 6 ↓	3 7 ↑	3 7 ↑	3 8 ↑	3 9 ↑	5 9 ↑	5 9 ↑	5 10 ↑	5 10 ↑	5 10 ↑
Houston Pilots L - Greens Bayou	2 7 ↗	2 7 →	2 7 →	2 7 →	2 7 →	2 6 ↘	2 6 ↘	2 7 ↘	2 6 ↘	2 7 ↘	3 7 ↘	2 6 ↘	2 6 ↓	2 5 ↓	2 6 ↓	3 7 ↑	3 7 ↑	3 8 ↑	5 9 ↑	5 10 ↑	5 9 ↑	5 10 ↑	5 10 ↑	5 10 ↑
Houston Pilots K - Shell Crude	2 7 ↗	2 6 →	2 6 →	2 6 →	2 7 →	2 6 ↘	2 6 ↘	2 7 ↘	2 6 ↘	2 6 ↘	3 6 ↘	2 6 ↘	2 5 ↓	2 5 ↓	2 6 ↓	3 7 ↑	3 7 ↑	3 8 ↑	5 9 ↑	5 10 ↑	5 9 ↑	5 10 ↑	5 10 ↑	5 10 ↑
Houston Pilots J - Lynchburg Ferries	2 6 ↗	2 6 →	2 6 →	2 6 →	2 6 →	2 6 ↘	2 6 ↘	2 6 ↘	2 6 ↘	2 6 ↘	2 7 ↘	2 6 ↘	2 6 ↓	1 5 ↓	2 6 ↓	3 7 ↑	3 7 ↑	3 8 ↑	5 9 ↑	5 10 ↑	5 9 ↑	5 10 ↑	5 9 ↑	5 9 ↑
Houston Pilots I - Exxon 3	6 8 ↗	6 9 →	6 8 →	6 7 →	6 8 →	6 7 ↘	6 7 ↘	6 8 ↘	5 7 ↘	5 7 ↘	3 8 ↘	3 7 ↘	3 6 ↓	3 6 ↓	5 8 ↓	6 9 ↑	6 10 ↑	7 10 ↑	7 12 ↑	8 13 ↑	8 12 ↑	8 13 ↑	9 13 ↑	9 13 ↑
Houston Pilots H - Morgans Point	6 7 ↗	6 8 →	6 7 →	6 7 →	6 8 →	6 7 ↘	6 7 ↘	6 8 ↘	5 7 ↘	3 7 ↘	3 8 ↘	3 7 ↘	3 6 ↓	3 6 ↓	6 8 ↓	6 9 ↑	6 10 ↑	7 10 ↑	8 12 ↑	8 13 ↑	8 13 ↑	8 13 ↑	9 13 ↑	9 13 ↑
Houston Pilots G - 75/76	6 8 ↗	6 9 →	6 8 →	6 8 →	7 9 →	6 9 ↘	6 9 ↘	6 9 ↘	6 8 ↘	6 8 ↘	5 8 ↘	3 7 ↘	3 6 ↓	2 6 ↓	3 8 ↓	6 9 ↑	6 10 ↑	7 12 ↑	8 13 ↑	9 13 ↑	9 14 ↑	10 14 ↑	10 14 ↑	10 14 ↑
Houston Pilots F - 63/64	6 8 ↗	6 9 →	6 8 →	6 8 →	7 9 →	6 9 ↘	6 9 ↘	6 9 ↘	6 8 ↘	6 8 ↘	5 8 ↘	3 7 ↘	2 6 ↓	2 5 ↓	3 8 ↓	5 9 ↑	6 10 ↑	7 12 ↑	8 13 ↑	9 13 ↑	9 14 ↑	10 14 ↑	10 14 ↑	10 14 ↑
Houston Pilots E - 51/52	6 8 ↗	6 9 →	6 8 →	6 8 →	6 9 →	6 9 ↘	6 9 ↘	6 9 ↘	6 8 ↘	6 8 ↘	6 8 ↘	6 7 ↘	3 6 ↓	2 5 ↓	3 7 ↓	5 8 ↑	6 10 ↑	7 12 ↑	8 13 ↑	9 14 ↑	9 14 ↑	10 14 ↑	10 15 ↑	10 14 ↑
Houston Pilots D - 37/38	6 8 ↗	6 9 →	6 8 →	6 8 →	6 9 →	6 9 ↘	6 9 ↘	6 9 ↘	6 8 ↘	6 9 ↘	6 9 ↘	6 7 ↘	3 6 ↓	2 5 ↓	3 7 ↓	5 8 ↑	6 10 ↑	7 12 ↑	8 13 ↑	9 14 ↑	9 14 ↑	9 14 ↑	10 15 ↑	10 14 ↑
Houston Pilots C - 25/26	6 7 ↗	6 9 →	6 8 →	6 8 →	6 9 →	6 9 ↘	6 9 ↘	6 9 ↘	6 8 ↘	6 9 ↘	6 9 ↘	6 7 ↘	3 6 ↓	2 5 ↓	3 7 ↓	5 8 ↑	6 10 ↑	7 12 ↑	8 13 ↑	9 14 ↑	9 14 ↑	9 13 ↑	9 14 ↑	9 14 ↑
Houston Pilots B - 11/12	5 7 ↗	5 8 →	5 8 →	5 8 →	6 8 →	6 9 ↘	6 9 ↘	6 9 ↘	6 9 ↘	6 9 ↘	6 9 ↘	6 8 ↘	3 6 ↓	3 6 ↓	3 8 ↓	6 9 ↑	6 10 ↑	7 12 ↑	8 13 ↑	8 13 ↑	8 14 ↑	8 13 ↑	8 14 ↑	8 14 ↑
Houston Pilots A - 1 & 2 Bravo	6 8 ↗	6 9 →	6 8 →	6 9 →	7 10 →	7 10 ↘	7 10 ↘	7 12 ↘	7 10 ↘	7 10 ↘	7 10 ↘	7 9 ↘	3 7 ↓	3 6 ↓	3 8 ↓	6 8 ↑	7 10 ↑	8 13 ↑	8 13 ↑	9 14 ↑	9 14 ↑	10 14 ↑	10 15 ↑	10 15 ↑

**NOTE: This is automated data that may/may not agree with the official BAM thinking that's found on the daily slides or special visibility report slides. This data should be used as a guide only**

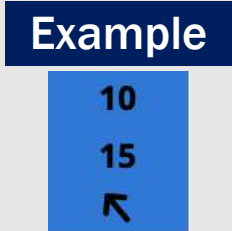
# Houston Pilots Wind Chart



Sustained wind 10 Knots

Gusts 15 Knots

Wind from the SE



Wind	Tue 1 am	Tue 2 am	Tue 3 am	Tue 4 am	Tue 5 am	Tue 6 am	Tue 7 am	Tue 8 am	Tue 9 am	Tue 10 am	Tue 11 am	Tue 12 pm	Tue 1 pm	Tue 2 pm	Tue 3 pm	Tue 4 pm	Tue 5 pm	Tue 6 pm	Tue 7 pm	Tue 8 pm	Tue 9 pm	Tue 10 pm	Tue 11 pm	Wed 12 am
Houston Pilots N - 610 Bridge	3 7 ↗	3 7 ↗	3 7 ↗	3 7 ↗	3 7 ↗	2 7 ↗	2 7 ↗	2 7 ↗	2 7 ↗	2 7 ↗	3 7 ↗	2 6 ↘	2 6 ↘	2 6 ↘	2 6 ↘	2 7 ↗	3 7 ↗	3 8 ↗	3 9 ↗	5 9 ↗	5 10 ↗	5 10 ↗	6 10 ↗	5 10 ↗
Houston Pilots M - Kinder 1	3 7 ↗	3 7 ↗	2 7 ↗	2 7 ↗	3 7 ↗	2 7 ↗	2 7 ↗	2 7 ↗	2 6 ↘	2 7 ↗	3 7 ↗	2 6 ↘	2 6 ↘	2 6 ↘	2 6 ↘	3 7 ↗	3 8 ↗	3 9 ↗	3 9 ↗	5 9 ↗	5 10 ↗	5 10 ↗	5 10 ↗	5 10 ↗
Houston Pilots L - Greens Bayou	2 7 ↗	2 7 ↗	2 7 ↗	2 7 ↗	2 7 ↗	2 6 ↘	2 6 ↘	2 6 ↘	2 6 ↘	2 7 ↗	3 7 ↗	2 6 ↘	2 6 ↘	2 6 ↘	2 6 ↘	3 7 ↗	3 8 ↗	3 9 ↗	3 10 ↗	5 10 ↗	5 10 ↗	5 10 ↗	5 10 ↗	5 10 ↗
Houston Pilots K - Shell Crude	2 7 ↗	2 6 ↘	2 6 ↘	2 6 ↘	2 7 ↗	2 6 ↘	2 6 ↘	2 6 ↘	2 6 ↘	2 6 ↘	3 6 ↘	2 6 ↘	2 5 ↘	2 5 ↘	2 6 ↘	3 7 ↗	3 8 ↗	3 9 ↗	3 10 ↗	5 10 ↗	5 10 ↗	5 10 ↗	5 10 ↗	5 10 ↗
Houston Pilots J - Lynchburg Ferries	2 6 ↘	2 6 ↘	2 6 ↘	2 6 ↘	2 6 ↘	2 6 ↘	2 6 ↘	2 6 ↘	2 6 ↘	2 6 ↘	2 6 ↘	2 6 ↘	2 6 ↘	1 5 ↘	2 6 ↘	3 7 ↗	3 8 ↗	3 9 ↗	3 10 ↗	5 10 ↗	5 10 ↗	5 10 ↗	5 10 ↗	5 10 ↗
Houston Pilots I - Exxon 3	6 8 ↗	6 9 ↗	6 8 ↗	6 7 ↗	6 8 ↗	6 7 ↗	6 7 ↗	6 8 ↗	5 7 ↗	5 7 ↗	3 8 ↗	3 7 ↗	3 6 ↘	3 6 ↘	5 8 ↗	6 9 ↗	6 10 ↗	7 10 ↗	7 12 ↗	8 13 ↗	8 13 ↗	8 13 ↗	9 13 ↗	9 13 ↗
Houston Pilots H - Morgans Point	6 7 ↗	6 8 ↗	6 7 ↗	6 7 ↗	6 8 ↗	6 7 ↗	6 7 ↗	6 8 ↗	5 7 ↗	3 7 ↗	3 8 ↗	3 7 ↗	3 6 ↘	3 6 ↘	3 8 ↗	6 9 ↗	6 10 ↗	7 10 ↗	8 12 ↗	8 13 ↗	8 13 ↗	8 13 ↗	9 13 ↗	8 13 ↗
Houston Pilots G - 75/76	6 8 ↗	6 9 ↗	6 8 ↗	6 8 ↗	7 9 ↗	6 9 ↗	6 9 ↗	6 9 ↗	6 8 ↗	6 8 ↗	5 8 ↗	3 7 ↗	3 6 ↘	2 6 ↘	3 8 ↗	6 9 ↗	6 10 ↗	7 12 ↗	8 13 ↗	9 13 ↗	9 14 ↗	10 14 ↗	10 14 ↗	10 14 ↗
Houston Pilots F - 63/64	6 8 ↗	6 9 ↗	6 8 ↗	6 8 ↗	7 9 ↗	6 9 ↗	6 9 ↗	7 9 ↗	6 8 ↗	6 8 ↗	5 8 ↗	3 7 ↗	2 6 ↘	2 5 ↘	3 8 ↗	5 10 ↗	6 12 ↗	7 13 ↗	8 13 ↗	9 13 ↗	9 14 ↗	10 14 ↗	10 14 ↗	10 14 ↗
Houston Pilots E - 51/52	6 8 ↗	6 9 ↗	6 8 ↗	6 8 ↗	6 9 ↗	6 9 ↗	6 9 ↗	6 9 ↗	6 8 ↗	6 8 ↗	6 8 ↗	3 7 ↗	3 6 ↘	2 5 ↘	3 8 ↗	5 10 ↗	6 12 ↗	8 13 ↗	8 14 ↗	9 14 ↗	9 14 ↗	10 14 ↗	10 15 ↗	10 14 ↗
Houston Pilots D - 37/38	6 8 ↗	6 9 ↗	6 8 ↗	6 8 ↗	6 9 ↗	6 9 ↗	6 9 ↗	6 9 ↗	7 9 ↗	6 8 ↗	6 8 ↗	3 7 ↗	3 6 ↘	2 5 ↘	3 8 ↗	5 10 ↗	6 12 ↗	8 13 ↗	8 14 ↗	9 14 ↗	9 14 ↗	10 14 ↗	10 15 ↗	10 14 ↗
Houston Pilots C - 25/26	6 7 ↗	6 9 ↗	6 8 ↗	6 8 ↗	6 9 ↗	6 9 ↗	6 9 ↗	6 9 ↗	6 8 ↗	6 8 ↗	6 8 ↗	3 7 ↗	3 6 ↘	2 5 ↘	3 8 ↗	5 10 ↗	6 12 ↗	8 13 ↗	8 14 ↗	9 14 ↗	9 14 ↗	9 14 ↗	9 14 ↗	9 14 ↗
Houston Pilots B - 11/12	5 7 ↗	5 8 ↗	5 8 ↗	5 8 ↗	6 8 ↗	6 9 ↗	6 9 ↗	6 9 ↗	6 9 ↗	6 9 ↗	6 9 ↗	5 8 ↗	3 6 ↘	3 6 ↘	3 8 ↗	6 9 ↗	6 10 ↗	7 12 ↗	8 13 ↗	8 13 ↗	8 14 ↗	8 14 ↗	8 14 ↗	8 14 ↗
Houston Pilots A - 1 & 2 Bravo	6 8 ↗	6 9 ↗	6 8 ↗	6 8 ↗	7 10 ↗	7 10 ↗	7 10 ↗	7 10 ↗	8 12 ↗	7 10 ↗	7 10 ↗	6 9 ↗	3 7 ↗	3 6 ↘	3 8 ↗	6 10 ↗	6 13 ↗	7 13 ↗	8 14 ↗	8 14 ↗	9 14 ↗	10 14 ↗	10 15 ↗	10 15 ↗

**NOTE:** This is automated data that may/may not agree with the official BAM thinking that's found on the daily slides. This data should be used as a guide only.

## Forecast Discussion

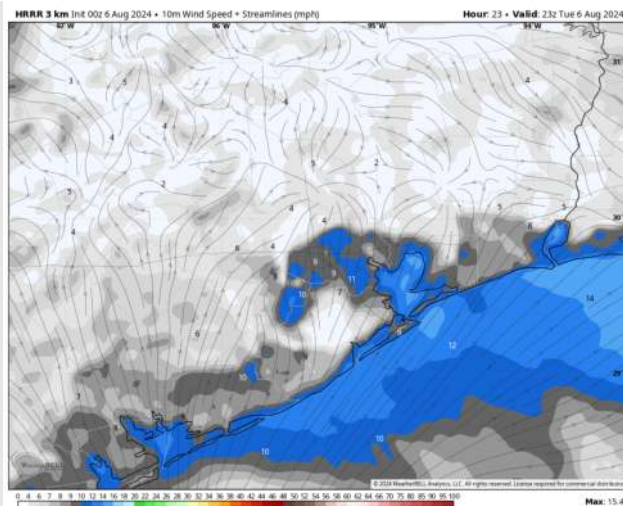
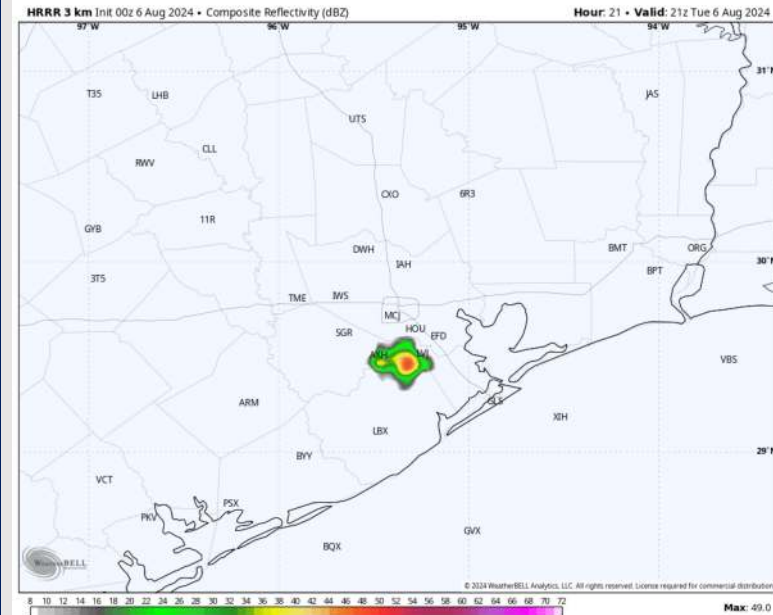
**Precip:** Dry conditions are favored throughout much of the day today, however, cannot completely rule out an isolated (10%) chance of a pop-up shower/storm from 3 PM – 8 PM.

**Wind:** Winds will start the day out of the SW/W before briefly becoming variable between 1 – 4PM and then will settle out of the SW throughout the rest of the afternoon into evening. **N of Morgan's Point:** Winds will be at 3 – 7 kts throughout the day. **S of Morgan's Point:** Winds will be at 6 – 10 kts through 10 AM before decreasing to 3 – 8 kts through 3 PM. After then, winds are expected to pick back up at 9 – 15 kts through the remainder of the afternoon into evening.

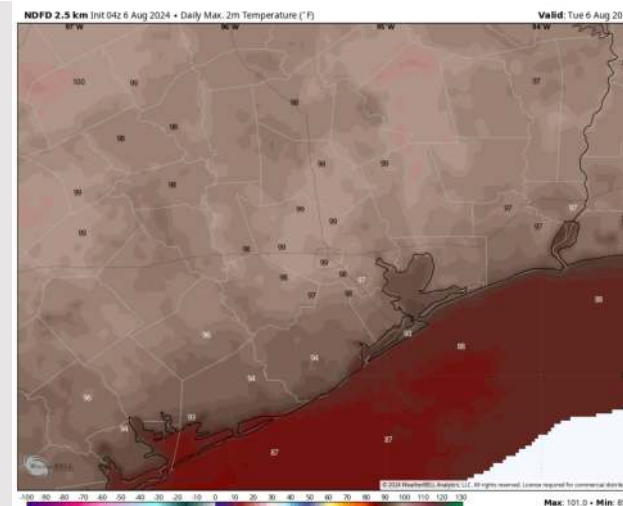
**High Temps:** **N of Morgan's Point:** Upper 90s F. **S of Morgan's Point:** Lower 90s F.

**Visibility:** Not favoring any visibility concerns for today.

## Precip Image: 4 PM CT



Wind Speed:  
6 PM CT



High Temps  
Today

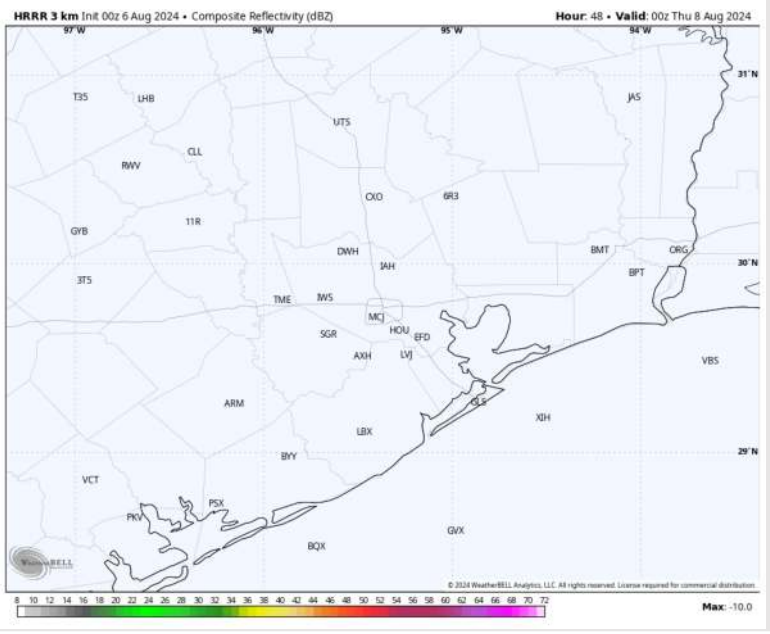
# Houston Pilots: WED. 8/7/2024



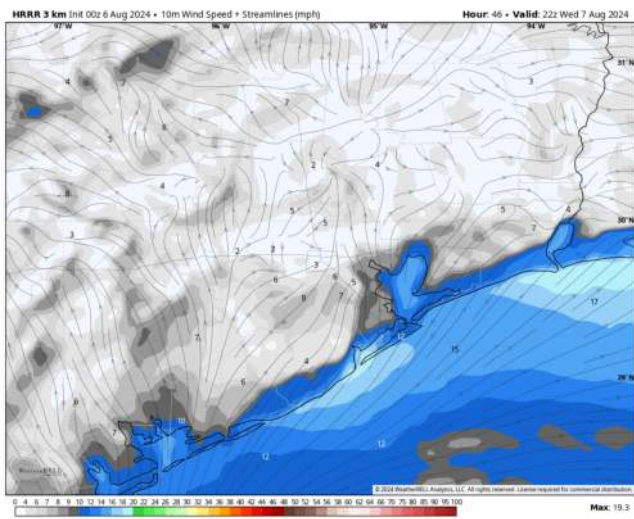
## Forecast Discussion

- Precip:** Dry conditions favored for Wednesday.
- Wind:** Winds favored to be out of the W/SW throughout Wednesday. **N of Morgan's Point:** Winds at 3 – 7 kts for the entire day. **S of Morgan's Point:** Winds at 8 – 13 kts through 4PM before increasing to 10 - 15kts. **Gusts of 20 kts will be possible S. of Morgan's Point from 4PM through Wednesday night.**
- High Temps:** **N of Morgan's Point:** Near 100 F. **S of Morgan's Point:** Upper 80s - Lower 90s F.
- Visibility:** Not anticipating any visibility concerns for Wednesday.

## Precip Image: 7 PM CT

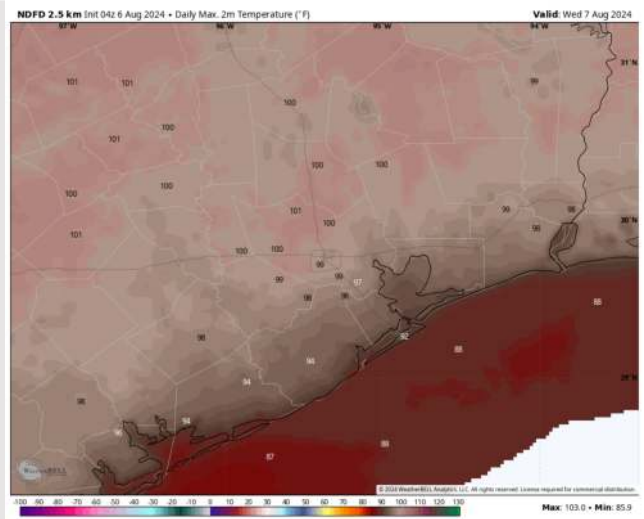


## Wind Speed: 5 PM CT



Wind Speed:  
5 PM CT

## High Temps Wednesday



High Temps  
Wednesday

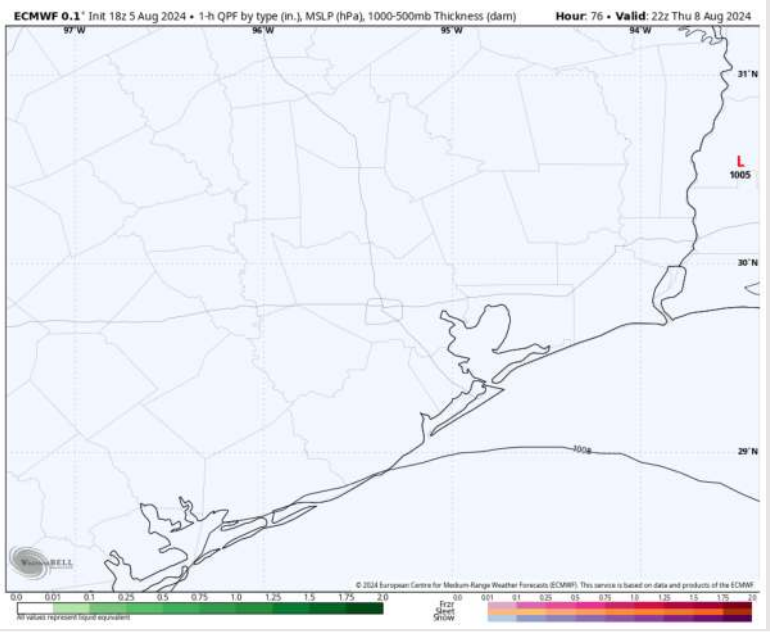
# Houston Pilots: THU. 8/8/2024



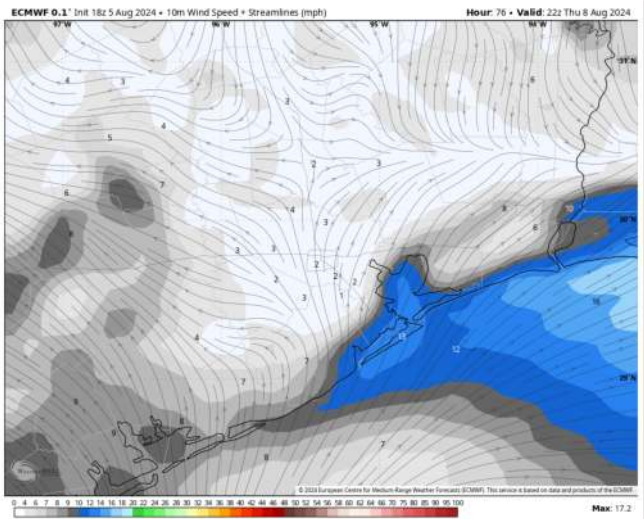
## Forecast Discussion

- Precip:** Favoring dry conditions for Thursday.
- Wind:** Winds will be out of the WSW for all of Thursday. **N of Morgan's Point:** Winds at 3 – 7 kts throughout the entire day. **S of Morgan's Point:** Winds at 7 – 11 kts throughout the entire day.
- High Temps:** **N of Morgan's Point:** Upper 90s F. **S of Morgan's Point:** Upper 80s to lower 90s F.
- Visibility:** Not anticipating any visibility concerns for Thursday.

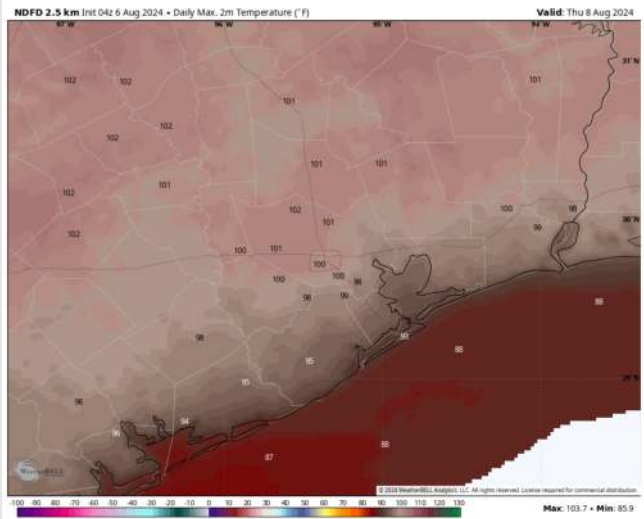
## Precip Image: 5 PM CT



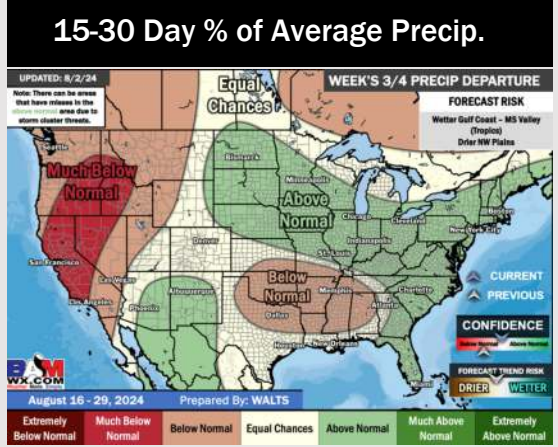
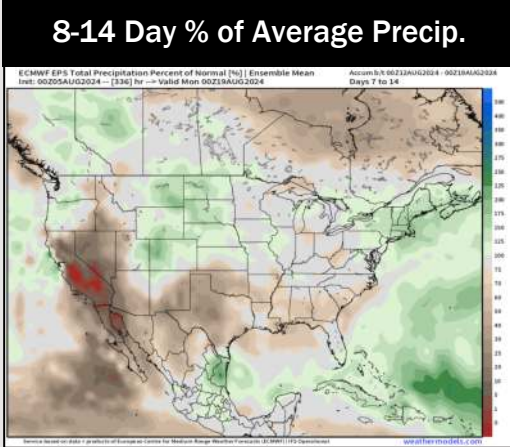
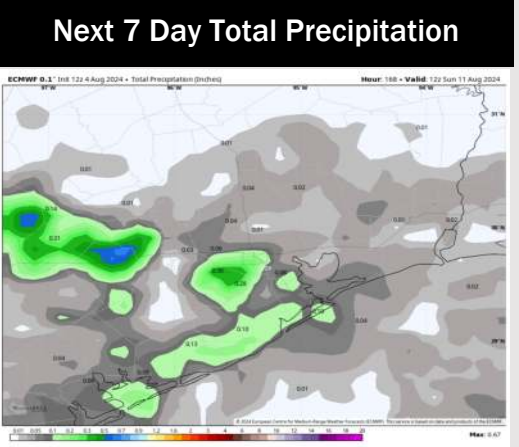
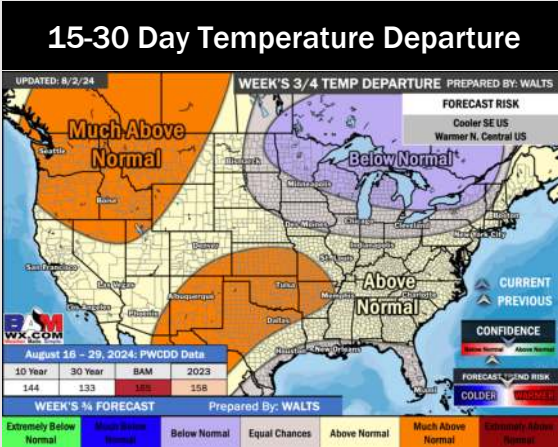
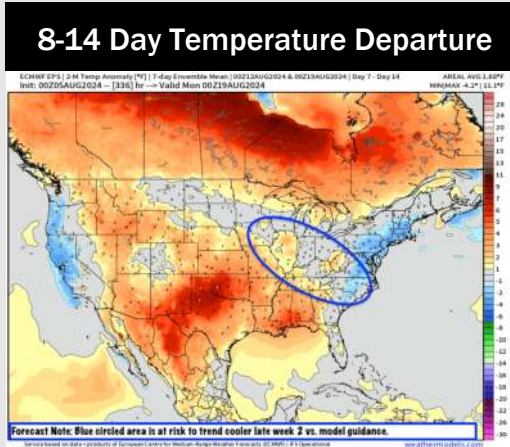
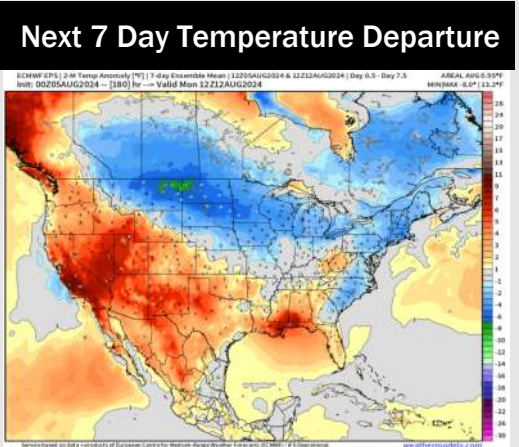
Wind Speed  
5 PM CT



High Temps  
Thursday



# Houston Pilots: 8/6/24



- Temps are expected to be near to slightly above normal for the week 1 timeframe. Expecting a generally drier week 1, with only minor precip chances throughout the week.
- Above average temperatures and below normal precipitation chances are favored for the week 2 timeframe; however, we are monitoring the potential of tropical activity entering the Gulf of Mexico.
- Near normal temperatures and precipitation chances are expected for the weeks 3/4 timeframe.



# Houston Pilots Tropical Update

Late August and Beyond

