

# Houston Pilots Forecast Package

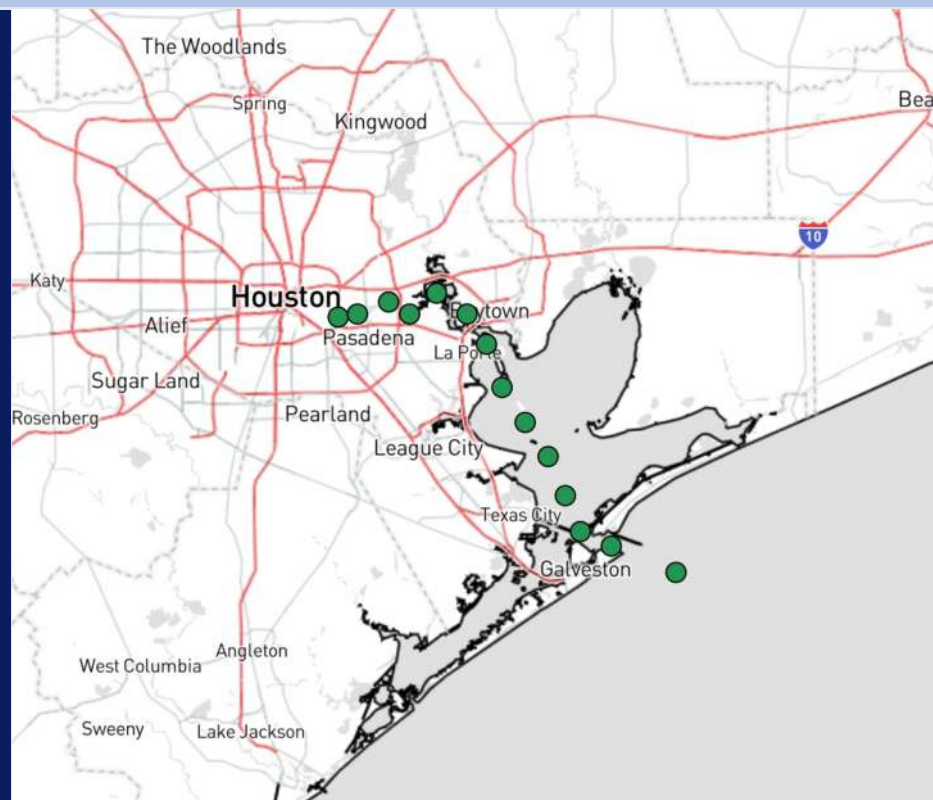


Updated: 11:00 PM CT  
Sunday, July 14, 2024

Forecaster: Tyler Riggles

## Weather Headlines

- Scattered showers/storms will continue to work through the area over the next few days.
- Winds remain generally calm over the next 72 hours with sustained winds rarely exceeding 12 kts.
- Not anticipating any fog concerns the next few days.



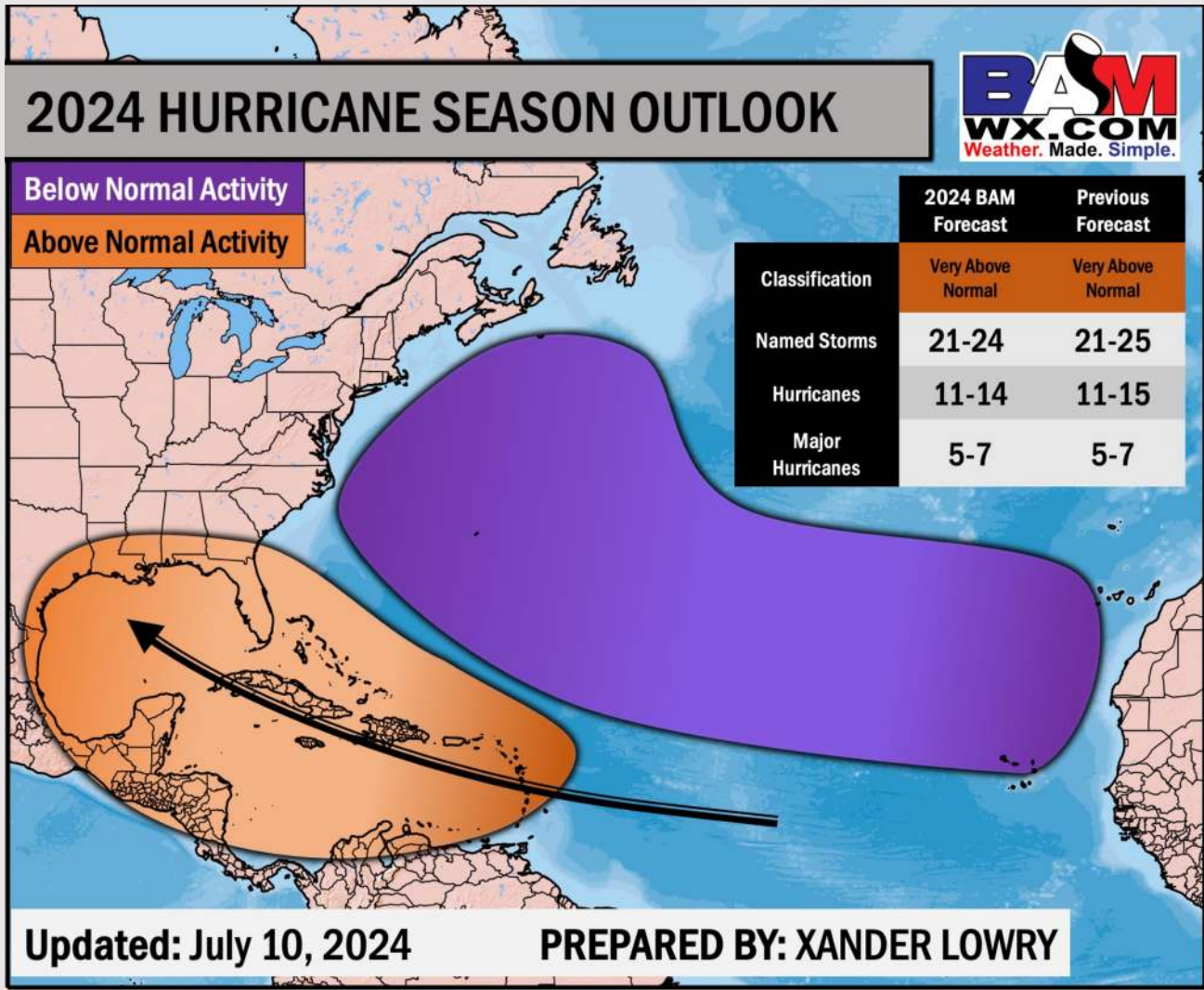
Current Radar: 10:50 PM CT



As always, please do not hesitate to reach out to us with any forecast questions via the chat option on Clarity or our on-call number, **(317)-560-8122** press **1** for forecast questions.

# Houston Pilots Tropical Update

## Seasonal Hurricane Outlook



Unfavorable conditions will be present across widespread portions of the Atlantic throughout the remainder of July with no signals for possible development until the end of July and into Early August.

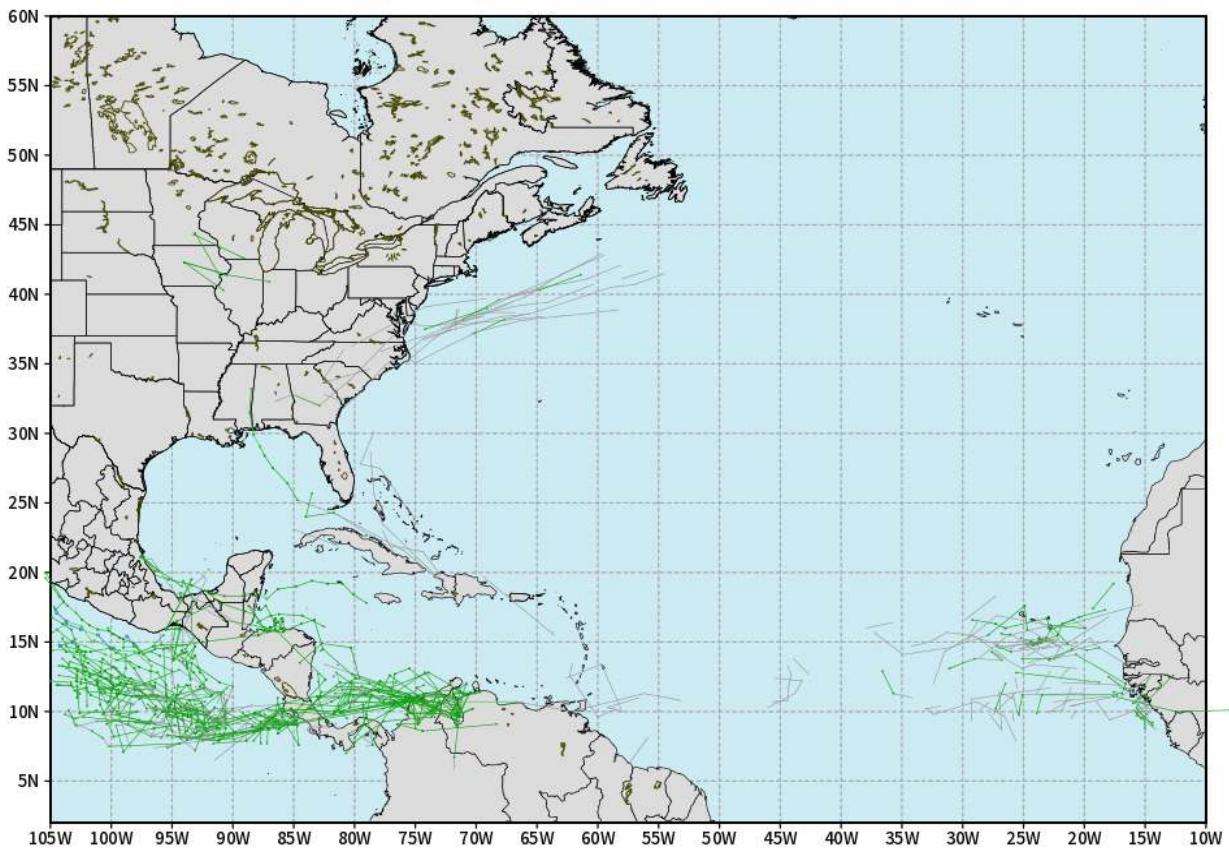
However, seasonal outlook remains well above normal with the Gulf Of Mexico Favored to see increased activity

# Houston Pilots Tropical Update

## European Model Next 10 Days - Tropical Tracks

ECMWF ATLANTIC EPS Cyclone Locations --> Next [10-days]  
INIT: 12Z14JUL2024 --> UNTIL 12Z24JUL2024

- o-o ENSEMBLE MEAN
- o-o 1000 - 1010 hPa
- o-o 980 - 999 hPa
- o-o 960 - 979 hPa
- o-o 950 - 959 hPa
- o-o < 950 hPa



[weathermodels.com](http://weathermodels.com)

Not in favor of any tropical threats over the next 10 days to the HOU area.

# Houston Pilots Visibility Chart (miles)



## Forecast Confidence



Time	Sun 11pm	Mon 12am	Mon 1am	Mon 2am	Mon 3am	Mon 4am	Mon 5am	Mon 6am	Mon 7am	Mon 8am	Mon 9am	Mon 10am	Mon 11am	Mon 12pm	Mon 1pm	Mon 2pm	Mon 3pm	Mon 4pm	Mon 5pm	Mon 6pm	Mon 7pm	Mon 8pm	Mon 9pm	Mon 10pm
610 Bridge	10	10	10	10	10	10	10	10	7	10	10	10	10	10	10	10	10	10	10	10	10	10	10	10
Kinder 1	10	10	10	10	10	10	10	10	7	10	10	10	10	10	10	10	10	10	10	10	10	10	10	10
Greens Bayou	10	10	10	10	10	10	10	10	7	10	10	10	10	10	10	10	10	10	10	10	10	10	10	10
Shell Crude	10	10	10	10	10	10	10	10	7	10	10	10	10	10	10	10	10	10	10	10	10	10	10	10
Lynchburg Ferries	10	10	10	10	10	10	10	10	6	10	10	10	10	10	10	10	10	10	10	10	10	10	10	10
Exxon 3	10	10	10	10	10	10	10	10	9	10	10	10	10	10	10	10	10	10	10	10	10	10	10	10
Morgans Point	10	10	10	10	10	10	10	10	9	10	10	10	10	10	10	10	10	10	10	10	10	10	10	10
75/76	10	10	10	10	10	10	10	10	10	10	10	10	10	10	10	10	10	10	10	10	10	10	10	10
63/64	10	10	10	10	10	10	10	10	10	10	10	10	10	10	10	10	10	10	10	10	10	10	10	10
51/52	10	10	10	10	10	10	10	10	10	10	10	10	10	10	10	10	10	10	10	10	10	10	10	10
37/38	10	10	10	10	10	10	10	10	10	10	10	10	10	10	10	10	10	10	10	10	10	10	10	10
25/26	10	10	10	10	10	10	10	10	10	10	10	10	10	10	10	10	10	10	10	10	10	10	10	10
11/12	10	10	10	10	10	10	10	10	10	10	10	10	10	10	10	10	10	10	10	10	10	10	10	10
1 & 2 Bravo	10	10	10	10	10	10	10	10	10	10	10	10	10	10	10	10	10	10	10	10	10	10	10	10

**NOTE: This is automated data that may/may not agree with the official B.A.M. thinking that's found on the daily slides or special visibility report slides. This data should be used as a guide only**

# Houston Pilots Wind Chart



## Forecast Confidence



Sustained wind 13 Knots  
Gusts 18 Knots  
Wind from the N

## Example

WS: 13  
G:18  
N

Time Knots	Sun 11pm	Mon 12am	Mon 1am	Mon 2am	Mon 3am	Mon 4am	Mon 5am	Mon 6am	Mon 7am	Mon 8am	Mon 9am	Mon 10am	Mon 11am	Mon 12pm	Mon 1pm	Mon 2pm	Mon 3pm	Mon 4pm	Mon 5pm	Mon 6pm	Mon 7pm	Mon 8pm	Mon 9pm	Mon 10pm
610 Bridge	3	3	3	3	3	3	2	2	2	2	2	3	3	4	4	5	5	6	6	7	7	6	5	5
Kinder 1	3	3	3	3	3	3	2	2	2	2	2	3	3	4	4	5	5	6	6	7	7	6	5	5
Greens Bayou	3	3	3	3	3	3	2	1	1	2	2	3	3	4	4	5	5	6	6	6	7	6	5	5
Shell Crude	3	3	3	3	3	3	2	2	1	2	2	3	3	4	4	5	5	6	6	7	7	6	5	5
Lynchburg Ferries	6	6	6	6	5	5	4	4	4	4	5	6	7	8	9	9	10	12	13	12	12	11	10	9
Exxon 3	6	6	6	5	5	5	5	4	4	3	4	4	4	5	5	7	8	9	9	9	9	9	9	8
Morgans Point	9	9	9	8	8	8	7	6	6	6	6	7	8	8	10	11	13	14	13	14	14	13	12	12
75/76	10	10	10	9	9	9	8	7	7	7	7	7	8	8	10	11	13	14	14	14	15	14	13	13
63/64	7	7	7	7	7	7	6	5	5	5	4	4	4	4	5	6	7	8	9	9	10	9	9	9
51/52	10	10	10	10	10	10	9	8	8	7	7	7	8	8	9	10	11	13	13	13	13	13	13	13
37/38	7	7	7	7	7	7	6	5	5	5	5	5	5	5	5	5	7	8	8	9	9	9	9	9
25/26	10	10	10	10	10	10	9	8	8	7	7	7	8	8	9	9	11	12	13	13	13	13	13	13
11/12	5	6	6	6	6	6	5	5	5	5	5	5	5	5	5	6	7	7	8	8	8	8	7	7
1 & 2 Bravo	10	10	11	11	11	11	11	10	9	8	8	8	8	8	8	8	10	11	12	12	13	13	13	14

NOTE: This is automated data that may/may not agree with the official BAM thinking that's found on the daily slides. This data should be used as a guide only.

# Houston Pilots: MON. 7/15/2024



## Forecast Discussion

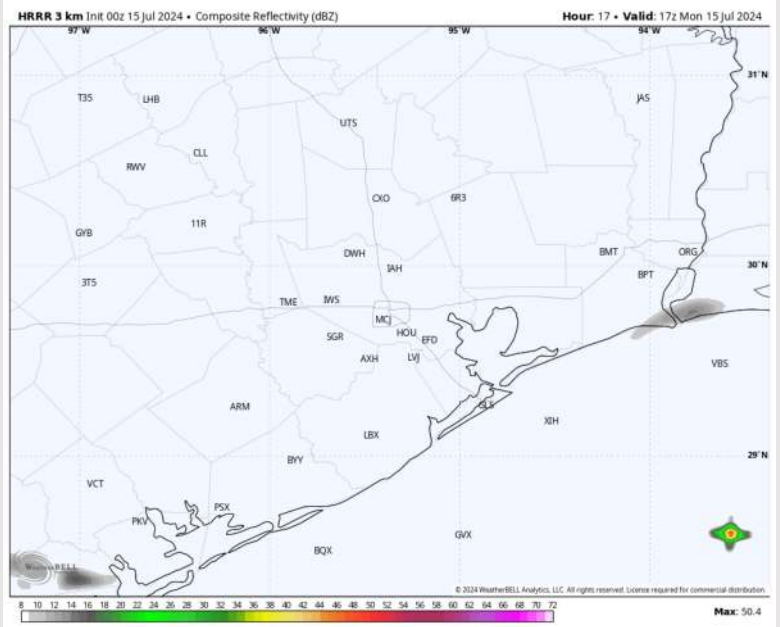
**Precip:** Favoring mainly dry conditions but a stray shower (10%) cannot be ruled out from 4AM - 12PM

**Wind:** Winds out of the S/SW throughout the day. **N of Morgan's Point:** Winds be at 3-8 kts throughout the day. **S of Morgan's Point:** Winds at 6-11 kts to start the day, decreasing to 2-6 kts between 7 AM and 3 PM before returning to 6-11 kts.

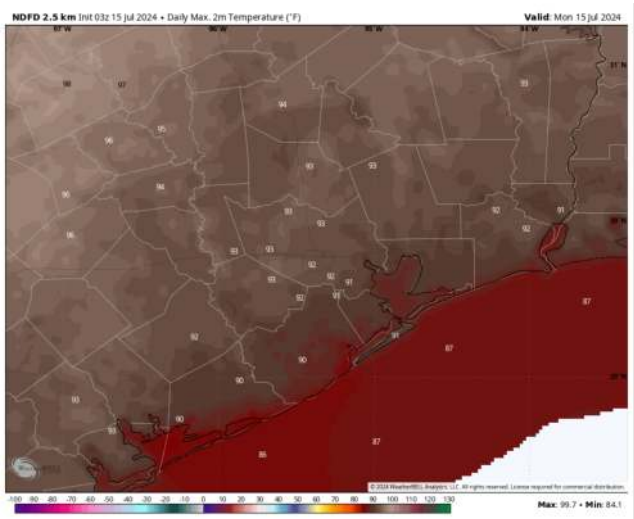
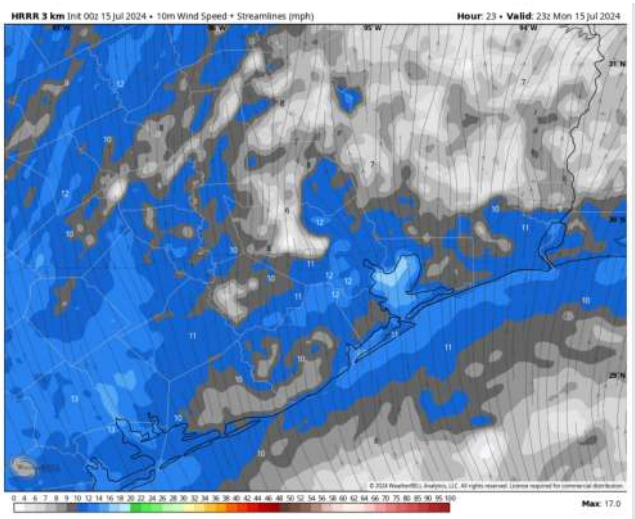
**High Temps:** **N of Morgan's Point:** Low 90s F. **S of Morgan's Point:** Upper 80s F.

**Visibility:** Fog is not favored for today.

## Precip Image: 12 PM CT



Wind Speed:  
6 PM CT



High Temps  
Monday

# Houston Pilots: TUE. 7/16/2024



## Forecast Discussion

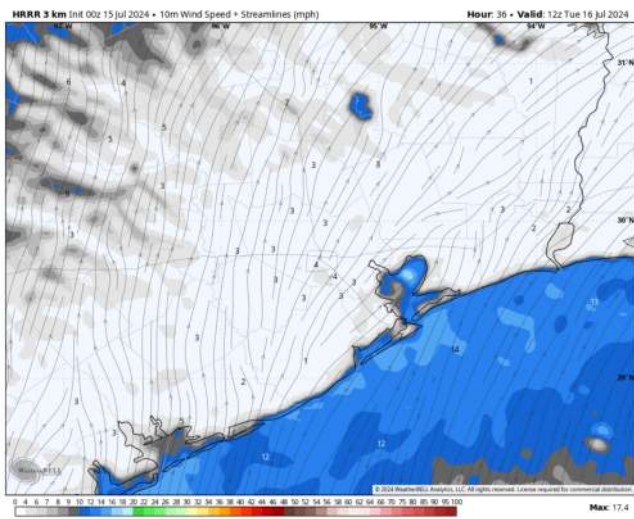
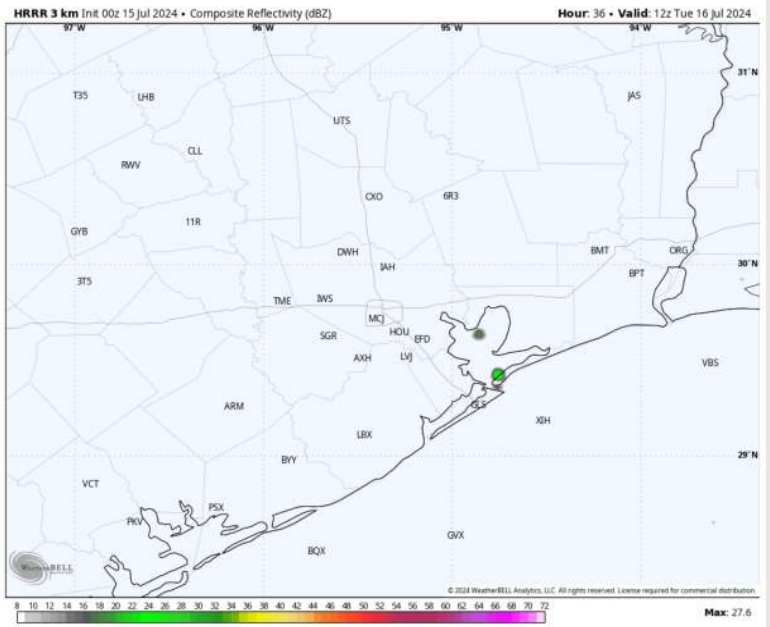
**Precip:** Favoring mainly dry conditions but a stray shower (10%) cannot be ruled out from 4AM - 11AM then dry through the rest of the day

**Wind:** Winds out of the S throughout the day Tuesday. **N of Morgan's Point:** Winds be at 3-8 kts throughout Tuesday. **S of Morgan's Point:** Winds at 6-13 kts throughout Tuesday

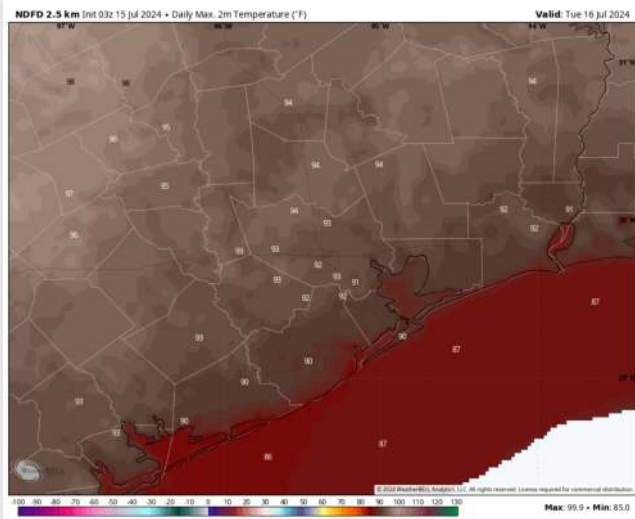
**High Temps:** **N of Morgan's Point:** Low 90s F. **S of Morgan's Point:** Mid to upper 80s F.

**Visibility:** Fog is not favored for Tuesday.

## Precip Image: 7 AM CT



Wind Speed:  
7 AM CT



High Temps  
Tuesday

# Houston Pilots: WED. 7/17/2024



## Forecast Discussion

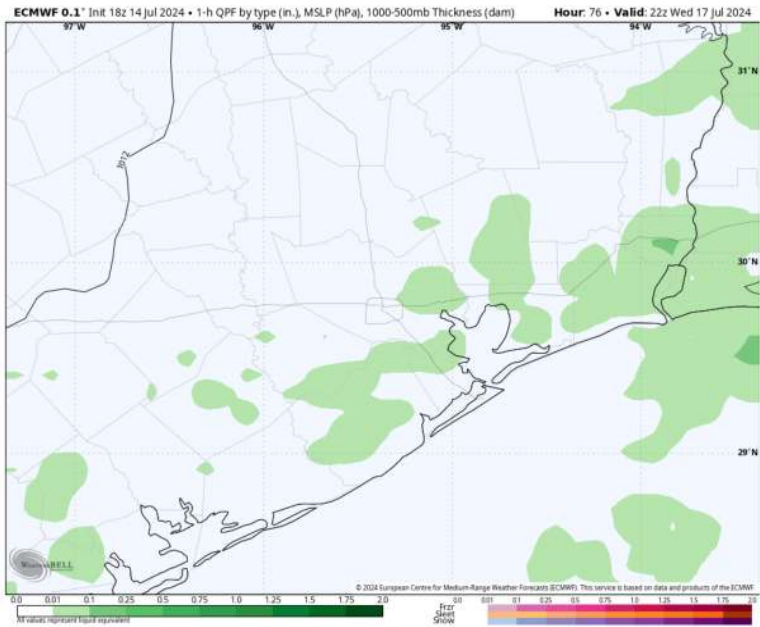
**Precip:** Hit/miss pop-up showers/storms in play between 11 AM – 7 PM. Favoring dry conditions outside of this timeframe.

**Wind:** Winds will remain generally out of the S/SW N of Morgan's Point: Winds consistently at 3-8 kts through Wednesday. S of Morgan's Point: Winds 6-11 kts throughout Wednesday.

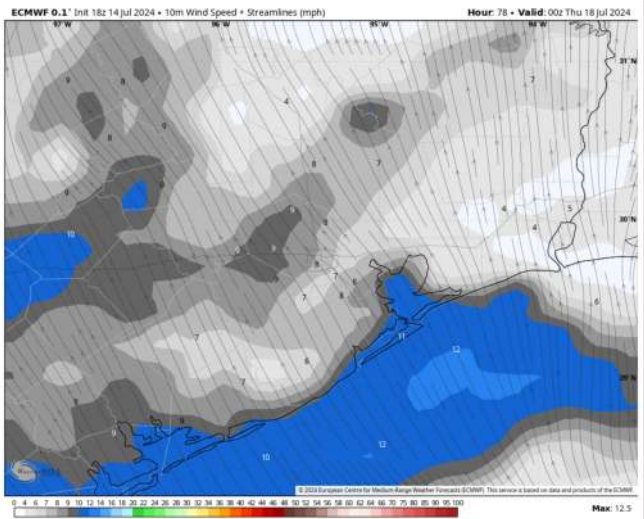
**High Temps:** N of Morgan's Point: Low 90s F. S of Morgan's Point: Upper 80s F.

**Visibility:** Not anticipating any fog concerns for Wednesday.

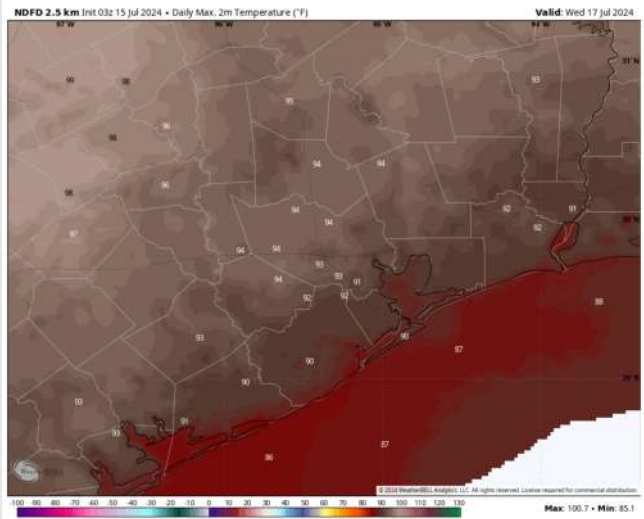
## Precip Image: 5 PM CT



Wind Speed  
7 PM CT

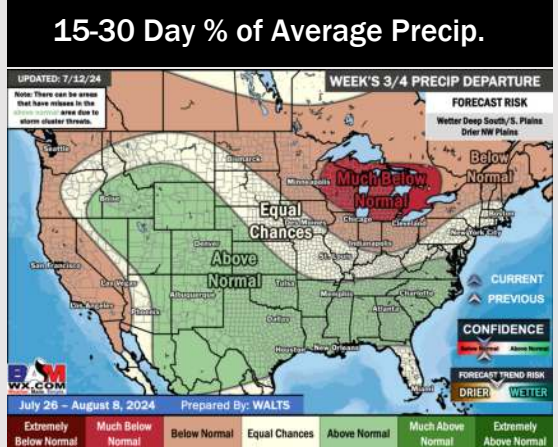
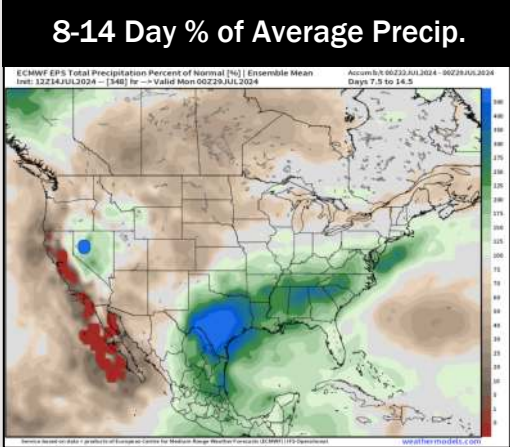
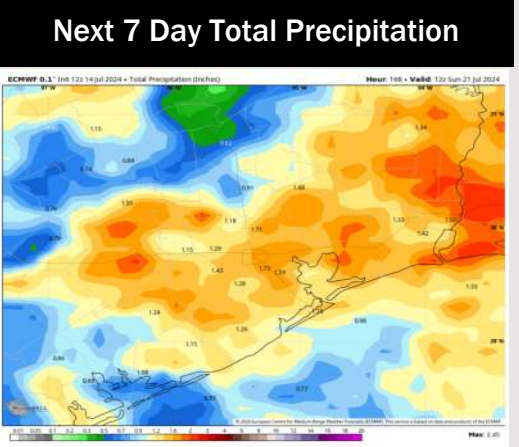
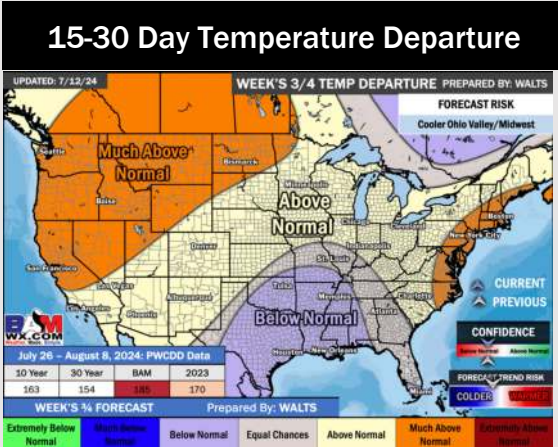
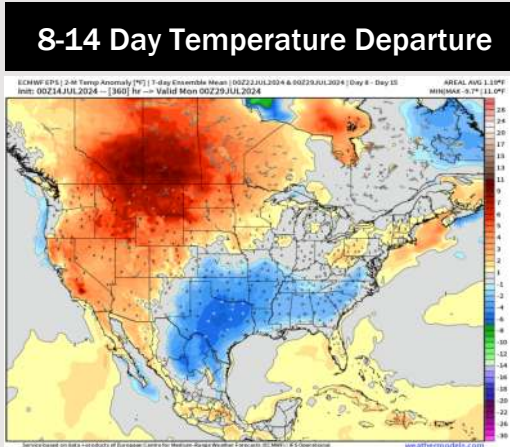
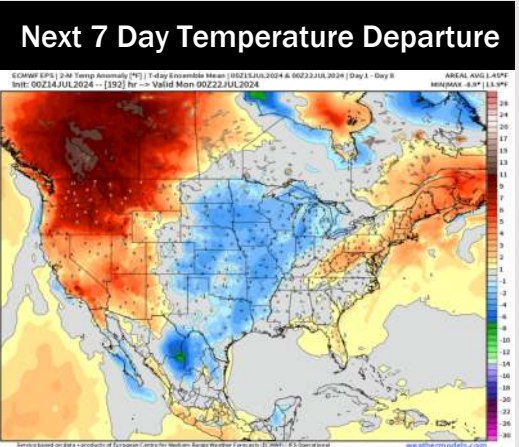


High Temps  
Wednesday





# Houston Pilots: 7/15/24



- Temps are expected to be seasonal/slightly below normal for the week 1 timeframe. Scattered rain/storms will continue to work across the area over the coming days for Week 1.
- Well above normal precipitation are favored for the week 2 timeframe. Below normal temperatures are favored for week 2.
- Above normal chances for precipitation and below normal temperatures are favored in the weeks 3/4 timeframe.