

Houston Pilots Forecast Package



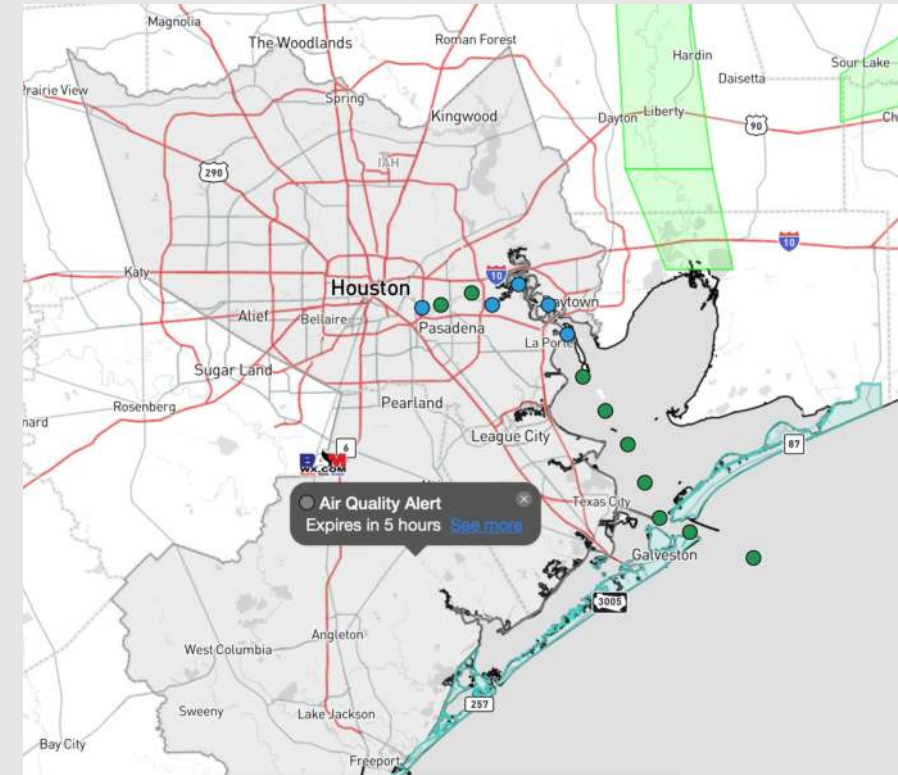
Updated: 2:00 PM CT

Thursday, June 6, 2024

Forecaster: Alyssa Elliott

Weather Headlines

- Winds to remain relatively calm throughout the end of the week and into the weekend, only brief periods of elevated winds.
- Favoring dry conditions for the end of the week and to start the weekend, with precip chances returning late SUN.
- Low end risk for patchy fog W. of Stations. Not anticipating impacts to stations.



Current Radar: 2:00 PM CT



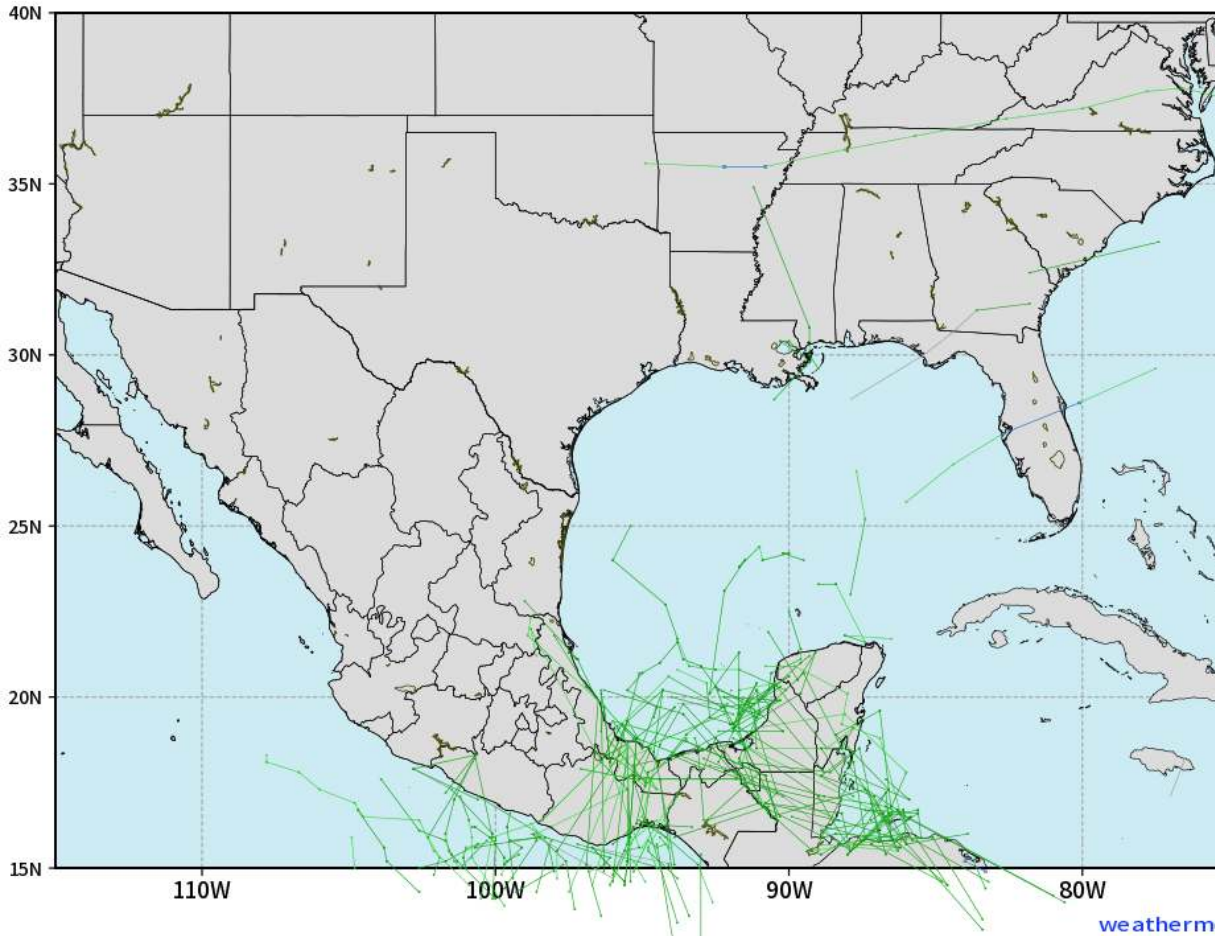
As always, please do not hesitate to reach out to us with any forecast questions via the chat option on Clarity or our on-call number, **(317)-560-8122** press **1** for forecast questions.

Houston Pilots Tropical Update

American Model Next 10 Days - Tropical Tracks

ECMWF GULF EPS Cyclone Locations --> Next [10-days]
INIT: 00Z06JUN2024 --> UNTIL 00Z16JUN2024

o-o ENSEMBLE MEAN
o-o 1000 - 1010 hPa
o-o 980 - 999 hPa
o-o 960 - 979 hPa
o-o 950 - 959 hPa
o-o < 950 hPa



Monitoring low-end potential for a disorganized area of low pressure to work NE across the E Gulf of Mexico.

Impacts are not favored for the Houston Area.

Houston Pilots Visibility Chart (miles)



Forecast Confidence



Time	Thu 2pm	Thu 3pm	Thu 4pm	Thu 5pm	Thu 6pm	Thu 7pm	Thu 8pm	Thu 9pm	Thu 10pm	Thu 11pm	Fri 12am	Fri 1am	Fri 2am	Fri 3am	Fri 4am	Fri 5am	Fri 6am	Fri 7am	Fri 8am	Fri 9am	Fri 10am	Fri 11am	Fri 12pm	Fri 1pm	
610 Bridge	10	10	10	10	10	10	10	10	10	10	10	10	10	10	10	10	10	10	10	10	10	10	10	10	
Kinder 1	10	10	10	10	10	10	10	10	10	10	10	10	10	10	10	10	10	10	10	10	10	10	10	10	
Greens Bayou	10	10	10	10	10	10	10	10	10	10	10	10	10	10	10	10	10	10	10	10	10	10	10	10	
Shell Crude	10	10	10	10	10	10	10	10	10	10	10	10	10	10	10	10	10	10	10	10	10	10	10	10	
Lynchburg Ferries	10	10	10	10	10	10	10	10	10	10	10	10	10	10	10	10	10	10	10	10	10	10	10	10	
Exxon 3	10	10	10	10	10	10	10	10	10	10	10	10	10	10	10	10	10	10	10	10	10	10	10	10	
Morgans Point	10	10	10	10	10	10	10	10	10	10	10	10	10	10	10	10	10	10	10	10	10	10	10	10	
75/76	10	10	10	10	10	10	10	10	10	10	10	10	10	10	10	10	10	10	10	10	10	10	10	10	
63/64	10	10	10	10	10	10	10	10	10	10	10	10	10	10	10	10	10	10	10	10	10	10	10	10	
51/52	10	10	10	10	10	10	10	10	10	10	10	10	10	10	10	10	10	10	10	10	10	10	10	10	
37/38	10	10	10	10	10	10	10	10	10	10	10	10	10	10	10	10	10	10	10	10	10	10	10	10	
25/26	10	10	10	10	10	10	10	10	10	10	10	10	10	10	10	10	10	10	10	10	10	10	10	10	
11/12	10	10	10	10	10	10	10	10	10	10	10	10	10	10	10	10	10	10	10	10	10	10	10	10	
1 & 2 Bravo	10	10	10	10	10	10	10	10	10	10	10	10	10	10	10	10	10	10	10	10	10	9	9	7	10

NOTE: This is automated data that may/may not agree with the official BAM thinking that's found on the daily slides or special visibility report slides. This data should be used as a guide only

Houston Pilots Wind Chart



Forecast Confidence



Sustained wind 13 Knots
Gusts 18 Knots
Wind from the N

Example

WS: 13
G:18
N

Time Knots	Thu 2pm	Thu 3pm	Thu 4pm	Thu 5pm	Thu 6pm	Thu 7pm	Thu 8pm	Thu 9pm	Thu 10pm	Thu 11pm	Fri 12am	Fri 1am	Fri 2am	Fri 3am	Fri 4am	Fri 5am	Fri 6am	Fri 7am	Fri 8am	Fri 9am	Fri 10am	Fri 11am	Fri 12pm	Fri 1pm
610 Bridge	4 9 NNE	4 10 NNE	5 11 NNE	5 10 NNE	5 10 NNE	5 9 NE	4 8 NE	3 7 ENE	3 6 ENE	2 5 ENE	2 5 E	1 4 SSE	1 4 WNW	1 4 NNW	1 4 NNW	1 3 N	1 4 NNE	1 4 NE	1 4 ENE	2 5 ENE	3 6 ENE	3 8 E	3 9 E	4 9 E
Kinder 1	4 9 NNE	4 10 NNE	5 11 NNE	5 10 NNE	5 10 NE	5 9 NE	4 8 NE	3 7 ENE	3 6 ENE	2 5 ENE	2 5 E	1 4 SSE	1 4 WNW	1 4 NNW	1 3 N	1 4 NNE	1 4 NE	1 4 ENE	2 5 ENE	3 6 ENE	3 8 E	3 9 E	4 9 E	
Greens Bayou	4 9 NNE	4 9 NNE	5 10 NNE	5 9 NNE	4 9 NE	4 8 NE	3 7 NE	3 6 ENE	3 5 ENE	2 4 ENE	2 4 ENE	1 3 NNW	1 3 NNW	1 3 N	1 3 N	1 3 N	1 3 NNE	1 4 NE	1 4 ENE	2 5 ENE	3 6 ENE	3 8 E	3 9 E	4 9 E
Shell Crude	4 9 NNE	4 9 NNE	5 10 NNE	5 9 NNE	4 9 NE	4 8 NE	3 7 NE	3 6 ENE	3 5 ENE	2 4 ENE	2 4 ENE	1 3 NNW	1 3 NNW	1 3 N	1 3 N	1 3 N	1 3 NNE	1 4 NE	1 4 ENE	2 5 ENE	3 6 ENE	3 8 E	3 9 E	4 9 E
Lynchburg Ferries	3 9 NNE	4 9 NNE	4 10 NNE	4 9 NNE	4 9 NE	4 8 NE	3 7 NE	3 6 ENE	2 5 ENE	2 4 ENE	1 3 ENE	1 3 ENE	1 3 N	1 3 N	1 3 N	1 3 N	1 3 NE	1 4 NE	1 4 ENE	2 5 ENE	3 6 ENE	3 8 E	3 9 E	4 9 E
Exxon 3	4 9 NE	5 9 NNE	5 10 NNE	5 10 NE	5 10 NE	6 9 NE	5 8 ENE	5 7 ENE	4 7 ENE	3 6 E	3 6 ENE	3 5 ENE	3 4 NE	3 4 NNE	3 4 NNE	3 4 NNE	3 4 NNE	3 4 NNE	3 5 NE	3 5 ENE	3 6 ENE	3 8 E	4 9 E	5 9 E
Morgans Point	4 9 ENE	5 9 ENE	5 10 NE	5 9 NE	5 10 NE	5 9 NE	5 8 NE	5 7 ENE	4 7 ENE	3 6 ENE	3 5 ENE	3 4 NE	3 4 NNE	3 4 NNE	3 4 NNE	3 4 NNE	3 4 NE	3 5 ENE	3 5 ENE	3 6 ENE	3 8 E	4 9 E	5 9 E	ENE
75/76	3 8 ESE	4 8 SE	4 9 ESE	5 9 ESE	5 9 E	5 9 ENE	5 8 ENE	5 8 ENE	5 7 ENE	4 6 ENE	3 6 ENE	3 5 E	3 5 ENE	3 5 ENE	3 5 NE	3 5 NE	3 5 NE	3 5 NE	3 5 NE	3 6 ENE	4 7 ENE	4 8 ENE	4 9 E	5 9 E
63/64	3 7 ENE	3 7 ESE	3 8 ESE	4 8 E	5 8 E	5 8 ENE	5 8 ENE	5 7 E	5 6 E	4 6 E	3 6 ENE	3 5 ENE	3 5 ENE	3 5 ENE	3 5 ENE	3 5 ENE	3 5 NE	3 5 NE	3 5 NE	3 6 ENE	4 7 ENE	4 8 ENE	4 9 E	5 9 E
51/52	3 7 N	3 7 N	3 8 NNE	3 7 NE	4 8 ENE	5 7 ENE	5 7 ESE	4 7 ESE	4 7 E	3 6 E	3 6 ENE	3 5 ENE	3 5 ENE	3 5 ENE	3 5 ENE	3 5 ENE	3 5 NE	3 5 NE	3 5 NE	3 6 ENE	4 7 ENE	4 8 ENE	5 9 E	5 9 E
37/38	3 6 N	3 6 NNW	3 7 N	3 7 NNE	4 7 NE	5 7 E	4 7 ESE	4 6 ESE	4 6 E	3 5 E	3 5 ENE	3 5 ENE	3 5 ENE	3 5 ENE	3 5 NE	3 5 NE	3 5 NE	3 5 NE	3 6 NE	4 7 ENE	4 8 ENE	5 9 E	5 9 E	5 9 E
25/26	3 6 NNW	3 6 NNW	3 7 NNW	3 6 E	4 7 SE	5 7 SE	4 6 ESE	4 6 ESE	3 5 ESE	3 5 E	3 5 ENE	3 5 ENE	3 5 ENE	3 5 ENE	3 5 NE	3 5 NE	3 5 NE	3 6 NE	3 6 NE	4 7 ENE	4 8 ENE	5 9 E	5 9 E	5 9 E
11/12	3 5 NW	3 6 W	3 6 W	3 6 SSW	4 6 SSE	4 6 SE	4 6 SE	3 5 SE	3 5 ESE	3 5 E	3 5 NE	3 5 NE	3 5 ENE	3 5 NE	3 5 NNE	3 5 NE	3 6 NE	3 6 NE	4 7 ENE	4 8 ENE	5 9 E	5 9 E	5 9 E	5 9 E
1 & 2 Bravo	2 5 S	3 5 S	3 6 SSW	3 6 S	3 6 SSE	4 6 SSE	4 6 SSE	3 5 SSE	3 5 SE	3 5 ESE	3 5 E	3 5 NE	3 5 NE	3 5 NE	4 6 NE	4 6 NE	4 7 NE	4 7 NE	5 8 ENE	5 8 ENE	5 9 ENE	5 9 ENE	5 9 ENE	5 9 E

NOTE: This is automated data that may/may not agree with the official BAM thinking that's found on the daily slides. This data should be used as a guide only.

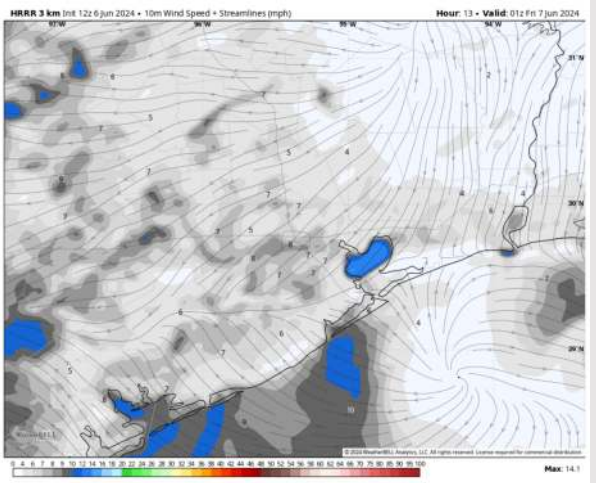
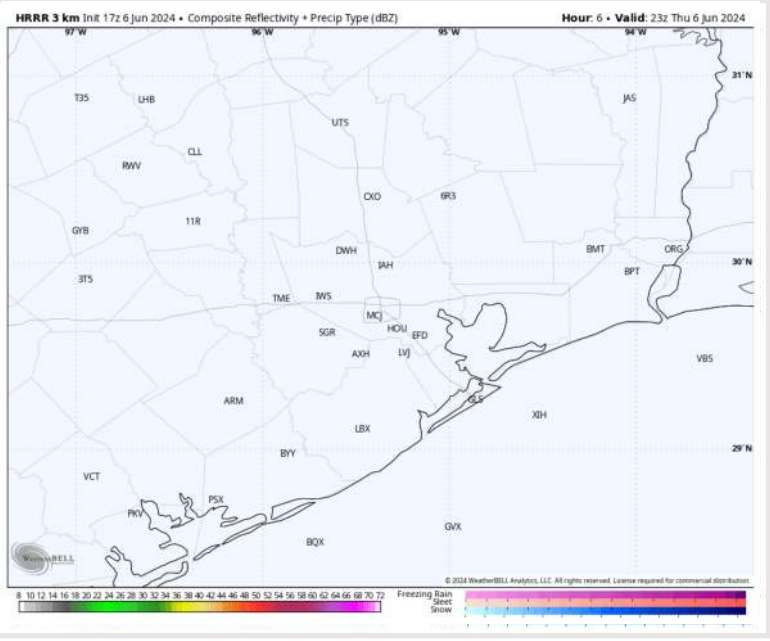
Houston Pilots: Thu. 6/6/2024



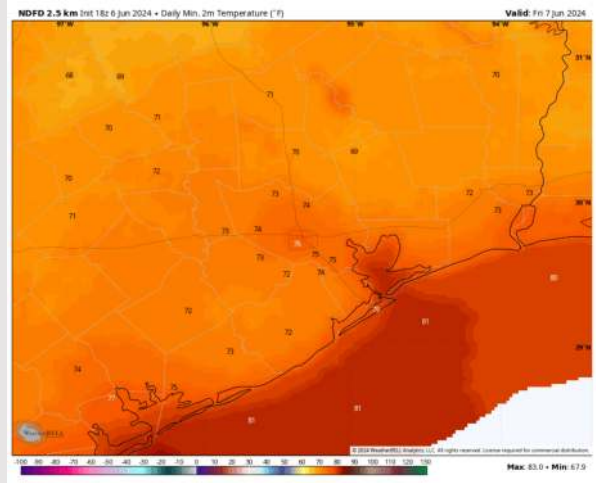
Forecast Discussion

- Precip:** Dry conditions are favored throughout the rest of the day.
- Wind:** Winds will be mostly variable throughout the PM, with periods of winds out of the N/NE. **N of Morgan's Point:** Winds at 3 – 8 kts for the rest of the day. **S of Morgan's Point:** Winds at 8 - 13 kts for the rest of the day.
- Low Temps:** **N of Morgan's Point:** Mid 70s F **S of Morgan's Point:** Upper 70s F / Low 80s F.
- Visibility:** Favoring a low end risk for patchy fog W. of stations FRI AM. Not anticipating impacts to the stations at this time.

Precip Image: 6 PM CT



Wind Speed:
8 PM CT



Low Temps
FRI AM

Forecast Discussion

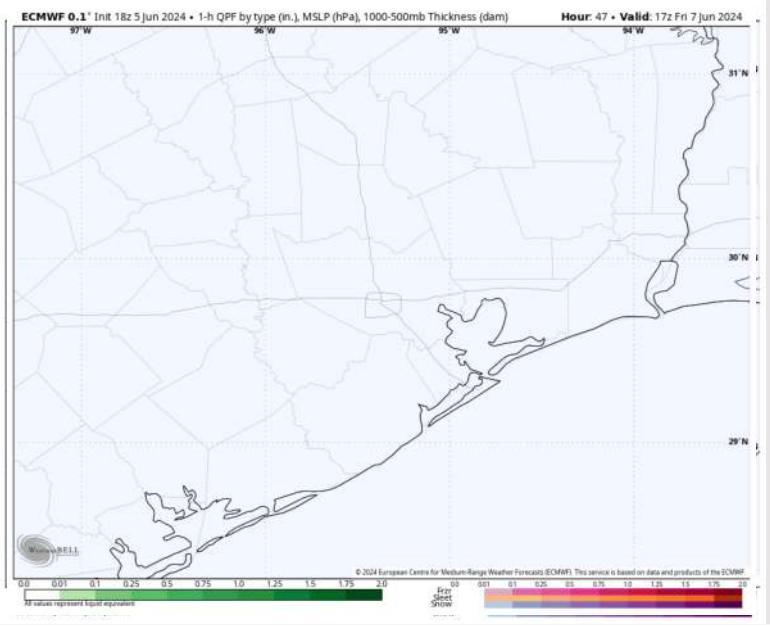
Precip: Favoring dry conditions throughout the day on Friday.

Wind: Winds out of the NE through ~1 PM before transitioning to being out of the SE for the PM hours
N of Morgan's Point: Favoring winds at 2-6 kts throughout the day
S of Morgan's Point: Favoring winds at 3-8 kts through 8PM before a slight increase to 5-10 kts for the rest of the evening.

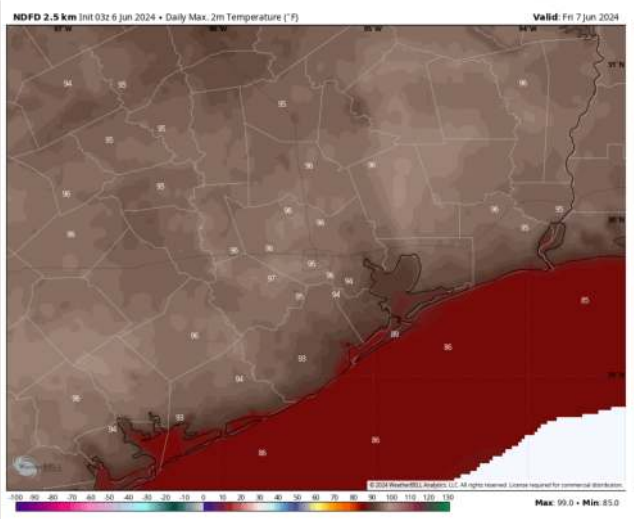
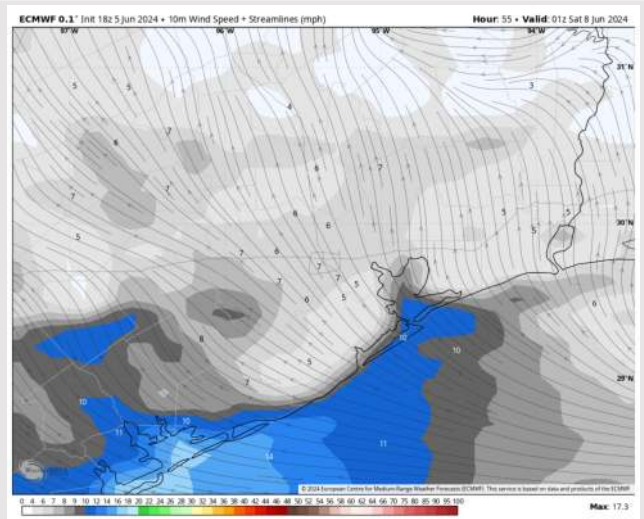
High Temps: N of Morgan's Point: Mid 90's F. S of Morgan's Point: Upper 80s F.

Visibility: Low-end risk of patchy fog W. of all stations FRI AM.

Precip Image: 12 PM CT



Wind Speed
8 PM CT



High Temps
Friday

Houston Pilots: sat. 6/8/2024



Forecast Discussion

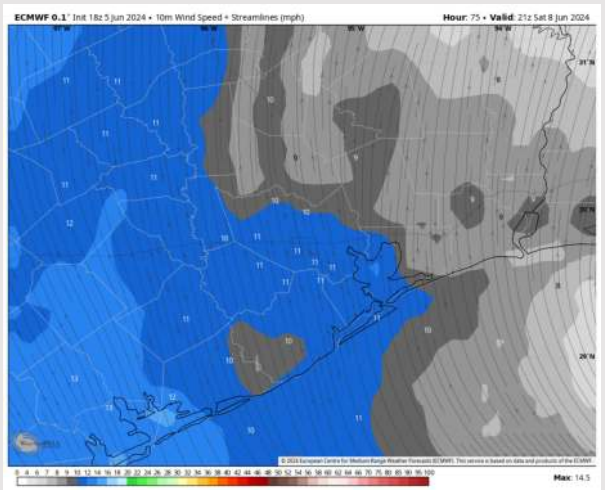
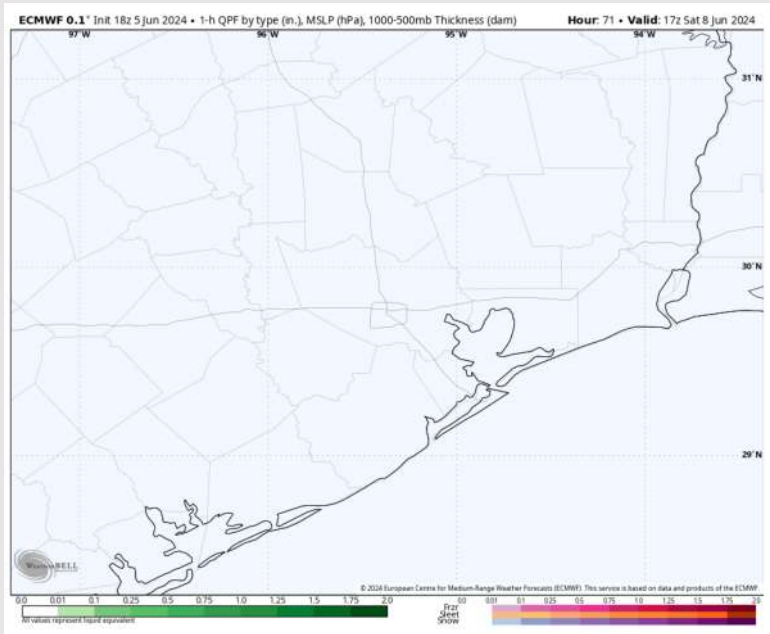
Precip: Favoring dry conditions throughout the day on Saturday.

Wind: Winds generally out of the SE throughout the day on Saturday. **N of Morgan's Point:** Winds will be at 2 – 5 kts to start the day and slowly increase to 5-10 kts by 4PM and remain there for the rest of the day. **S of Morgan's Point:** Winds at 6 – 11 kts throughout the day.

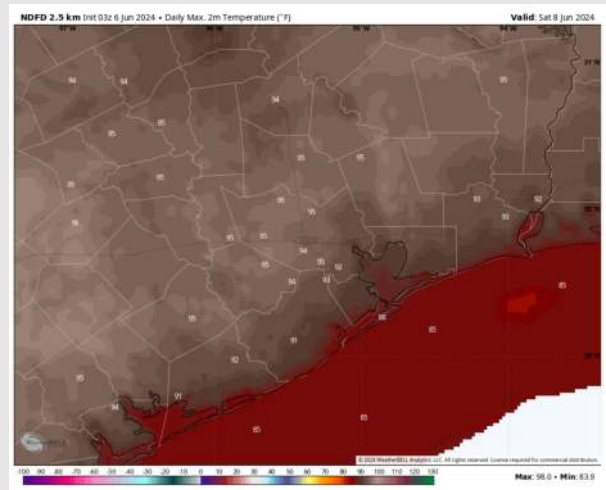
High Temps: **N of Morgan's Point:** Mid 90s F. **S of Morgan's Point:** Mid 80s F.

Visibility: Monitoring a low-end patchy fog risk for locations N of Morgan's point, during the AM hours on Saturday

Precip Image: 12 PM CT

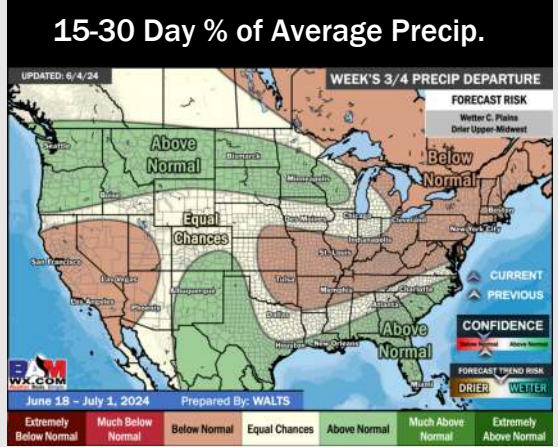
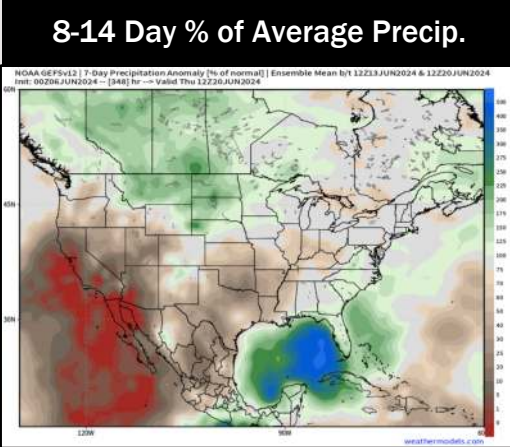

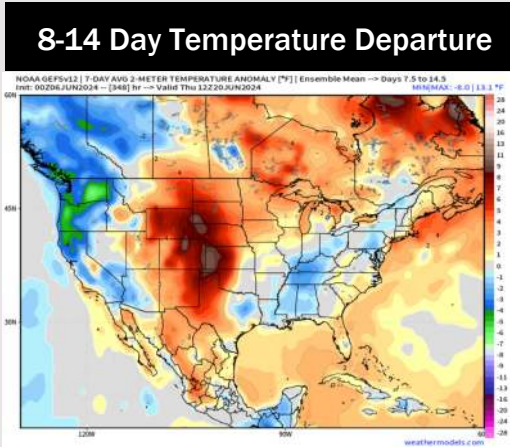
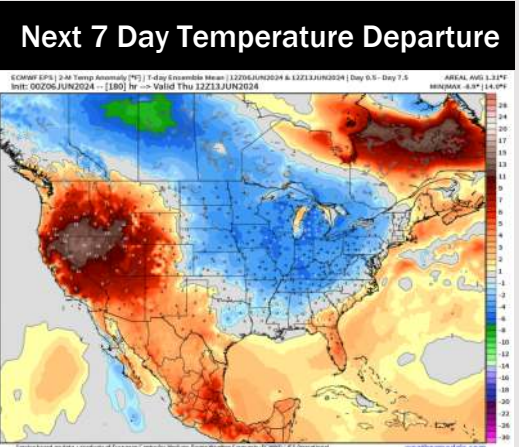


Wind Speed:
4 PM CT



High Temps
Saturday

Houston Pilots: 6/6/24



- Temps are expected to be near normal for the week 1 timeframe. Favoring dry conditions for the end of the week and into the weekend. Next best chances of precip will come SUN PM.
- Below normal precipitation chances are at play during the week 2 timeframe. Temps are expected to be near to slightly above normal.
- Above normal chances for precipitation are favored in the weeks 3/4 timeframe. Temperatures expected to be above normal for the weeks 3 and 4 timeframe.