

Houston Pilots Forecast Package



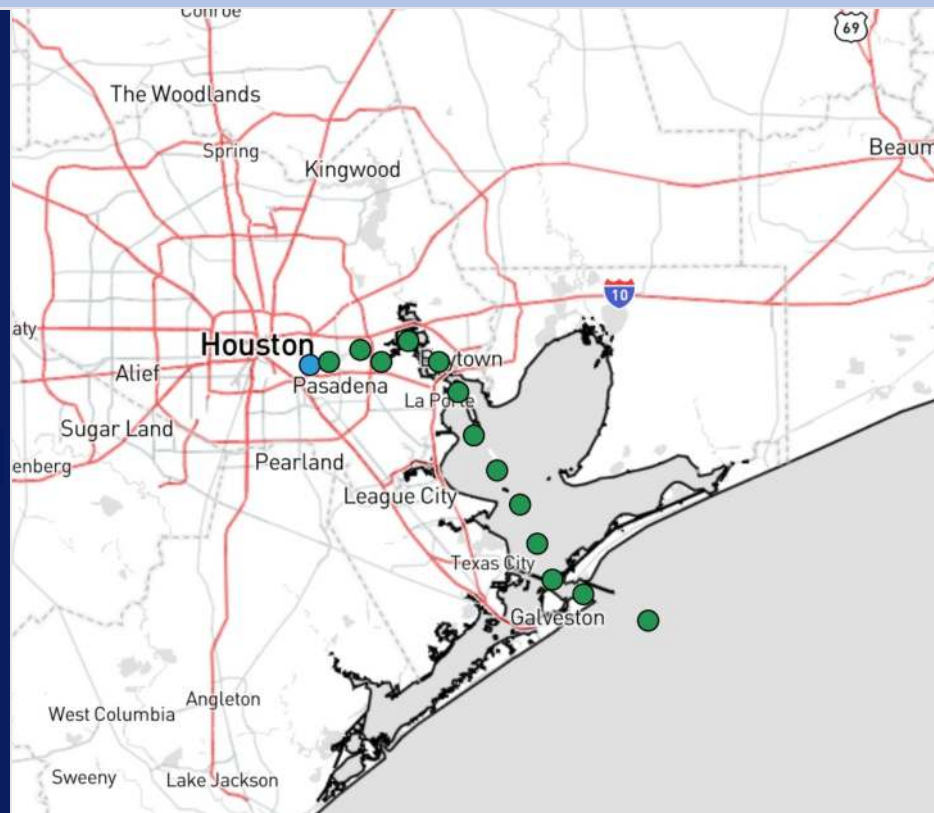
Updated: 11:45 PM CT

Wednesday, June 26, 2024

Forecaster: Tyler Riggles

Weather Headlines

- Mostly dry conditions over the coming days with only isolated rain/storm chances.
- Wave heights favored to remain below 3ft for the foreseeable future.
- Winds will remain generally calmer throughout the middle parts of the week with winds seldom reaching 20 kts.



Current Radar: 11:45 PM CT



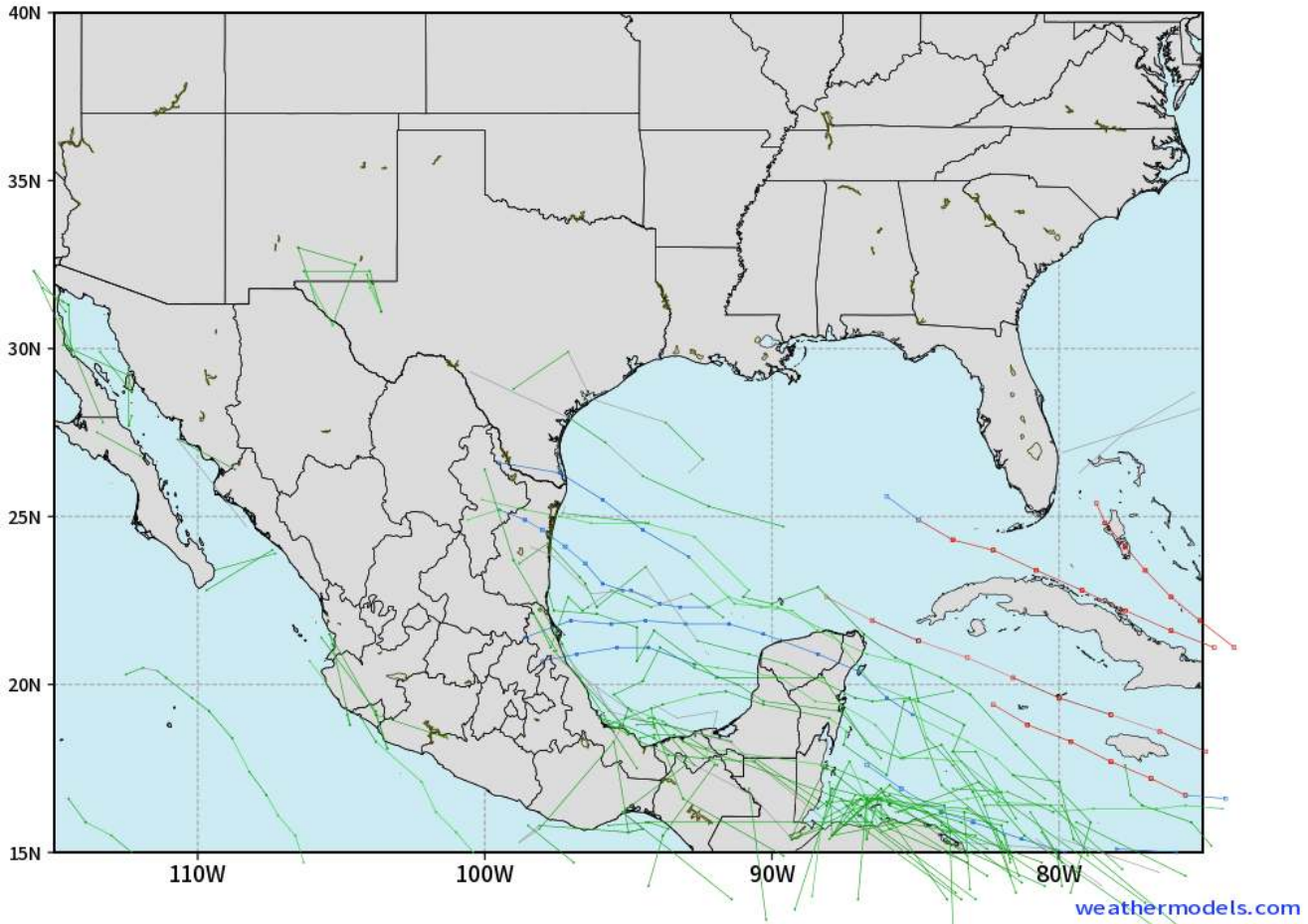
As always, please do not hesitate to reach out to us with any forecast questions via the chat option on Clarity or our on-call number, **(317)-560-8122** press 1 for forecast questions.

Houston Pilots Tropical Update

European Model Next 10 Days - Tropical Tracks

ECMWF GULF EPS Cyclone Locations --> Next [10-days]
INIT: 12Z25JUN2024 --> UNTIL 12Z05JUL2024

o-o ENSEMBLE MEAN
o-o 1000 - 1010 hPa
o-o 980 - 999 hPa
o-o 960 - 979 hPa
o-o 950 - 959 hPa
o-o < 950 hPa



Not favoring any direct impacts with tropical systems over the next ~10 days

Houston Pilots Visibility Chart (miles)



Forecast Confidence



Time	Wed 12am	Wed 1am	Wed 2am	Wed 3am	Wed 4am	Wed 5am	Wed 6am	Wed 7am	Wed 8am	Wed 9am	Wed 10am	Wed 11am	Wed 12pm	Wed 1pm	Wed 2pm	Wed 3pm	Wed 4pm	Wed 5pm	Wed 6pm	Wed 7pm	Wed 8pm	Wed 9pm	Wed 10pm	Wed 11pm
610 Bridge	10	10	10	10	10	10	10	9	10	10	10	10	10	10	10	10	10	10	10	10	10	10	10	10
Kinder 1	10	10	10	10	10	10	10	9	10	10	10	10	10	10	10	10	10	10	10	10	10	10	10	10
Greens Bayou	10	10	10	10	10	10	10	10	10	10	10	10	10	10	10	10	10	10	10	10	10	10	10	10
Shell Crude	10	10	10	10	10	10	10	10	10	10	10	10	10	10	10	10	10	10	10	10	10	10	10	10
Lynchburg Ferries	10	10	10	10	10	10	10	9	10	10	10	10	10	10	10	10	10	10	10	10	10	10	10	10
Exxon 3	10	10	10	10	10	10	10	10	10	10	10	10	10	10	10	10	10	10	10	10	10	10	10	10
Morgans Point	10	10	10	10	10	10	10	10	10	10	10	10	10	10	10	10	10	10	10	10	10	10	10	10
75/76	10	10	10	10	10	10	10	10	10	10	10	10	10	10	10	10	10	10	10	10	10	10	10	9
63/64	10	10	10	10	10	10	10	10	10	10	10	10	10	10	10	10	10	10	10	10	10	10	10	9
51/52	10	10	10	10	10	10	10	10	10	10	10	10	10	10	10	10	10	10	10	10	10	10	10	10
37/38	10	10	10	10	10	10	10	10	10	10	10	10	10	10	10	10	10	10	10	10	10	10	10	10
25/26	10	10	10	10	10	10	10	10	10	10	10	10	10	10	10	10	10	10	10	10	10	10	10	10
11/12	10	10	10	10	10	10	10	10	10	10	10	10	10	10	10	10	10	10	10	10	10	10	10	10
1 & 2 Bravo	10	10	10	10	10	10	10	10	10	10	10	10	10	10	10	10	10	10	10	10	10	10	10	10

NOTE: This is automated data that may/may not agree with the official B.A.M. thinking that's found on the daily slides or special visibility report slides. This data should be used as a guide only

Houston Pilots Wind Chart



Forecast Confidence



Sustained wind 13 Knots
Gusts 18 Knots
Wind from the N

Example

WS: 13
G:18
N

Time Knots	Wed 12am	Wed 1am	Wed 2am	Wed 3am	Wed 4am	Wed 5am	Wed 6am	Wed 7am	Wed 8am	Wed 9am	Wed 10am	Wed 11am	Wed 12pm	Wed 1pm	Wed 2pm	Wed 3pm	Wed 4pm	Wed 5pm	Wed 6pm	Wed 7pm	Wed 8pm	Wed 9pm	Wed 10pm	Wed 11pm
610 Bridge	5	5	5	4	4	4	3	3	3	4	5	5	5	5	6	7	7	7	7	8	7	7	7	6
	11	11	10	9	9	8	8	8	8	8	10	11	11	12	12	13	13	13	13	13	13	13	13	13
	S	S	S	S	S	S	S	S	S	SSW	SSW	SSW	SSW	SSW	S	S	S	SSW	S	S	S	S	SSW	SSW
Kinder 1	5	5	5	4	4	4	3	3	3	4	5	5	5	6	6	7	7	7	7	8	7	7	7	6
	11	10	10	9	9	8	8	7	8	8	10	11	11	12	13	13	13	13	13	13	13	13	13	13
	S	S	S	S	S	S	S	S	S	SSW	SSW	SSW	SSW	SSW	S	S	S	SSW	S	S	S	S	SSW	SSW
Greens Bayou	5	5	4	4	4	3	3	3	3	4	5	5	5	6	7	7	7	7	7	7	7	7	6	6
	11	10	10	9	9	8	8	7	8	8	10	11	11	12	13	13	13	13	13	13	13	13	13	13
	S	S	S	S	S	S	S	S	SSW	SSW	SSW	SSW	SSW	S	S	S	SSW	S	S	S	S	S	SSW	SSW
Shell Crude	5	5	4	4	4	3	3	3	3	4	5	5	5	6	7	7	7	7	7	8	7	7	6	6
	11	10	10	9	9	8	8	7	8	8	10	11	11	12	13	13	13	13	13	13	13	13	13	13
	S	S	S	S	S	S	S	S	SSW	SSW	SSW	SSW	SSW	S	S	S	SSW	S	S	S	S	S	SSW	SSW
Lynchburg Ferries	5	5	4	4	4	3	3	3	3	4	4	5	5	5	6	7	7	7	7	8	7	7	6	5
	10	10	9	9	9	8	7	7	8	8	10	11	11	12	13	13	13	14	14	13	13	13	13	13
	S	S	S	S	S	S	S	S	SSW	SSW	SSW	SSW	SSW	S	S	SSE	SSW	S	S	S	S	S	SSW	SSW
Exxon 3	9	8	8	7	7	7	6	6	6	6	6	6	7	7	8	9	9	10	11	11	11	11	11	10
	13	12	12	11	11	10	10	9	9	10	11	11	11	13	13	14	15	15	15	15	15	15	15	14
	S	S	S	S	S	S	S	S	SSW	SSW	SSW	SSW	SSW	S	S	S	S	S	S	S	S	S	SSW	SSW
Morgans Point	9	8	8	7	7	7	6	6	6	6	6	6	7	7	8	9	10	10	11	11	11	11	10	10
	13	13	12	12	11	10	10	10	10	10	11	11	11	13	13	14	15	16	16	16	16	16	15	14
	S	S	S	SSW	SSW	SSW	SSW	SSW	SSW	SSW	SSW	S	S	S	SSE	SSE	S	S	S	S	S	S	SSW	SSW
75/76	10	9	9	9	9	8	7	7	7	7	7	7	7	8	9	9	11	11	11	11	12	12	11	11
	14	14	13	13	13	12	12	11	11	11	11	11	12	13	14	16	16	17	17	17	17	17	17	16
	S	S	S	S	S	SSW	SSW	SSW	SSW	SSW	SSW	S	S	S	S	S	S	S	S	S	S	SSW	SSW	SSW
63/64	10	9	9	9	9	9	8	7	7	7	7	7	7	8	9	9	10	11	11	11	12	12	11	11
	14	14	13	14	13	12	12	11	11	11	11	11	12	13	14	15	16	17	17	17	17	17	17	16
	S	S	S	S	S	SSW	SSW	SSW	SSW	SSW	SSW	SSW	S	S	S	S	S	S	S	S	S	SSW	SSW	SSW
51/52	10	10	10	10	9	9	9	8	8	7	7	7	8	8	9	10	11	11	11	12	12	12	11	11
	15	15	14	14	14	13	13	12	12	11	11	12	13	13	14	15	16	17	17	17	17	17	17	16
	S	S	S	S	S	SSW	SSW	SSW	SSW	SSW	SSW	SSW	S	S	S	S	S	S	S	S	S	SSW	SSW	SSW
37/38	10	10	10	10	10	9	9	9	8	8	7	8	8	9	9	10	11	11	11	12	11	11	11	11
	15	15	14	15	15	14	13	12	12	12	12	12	13	13	14	15	16	17	17	17	17	17	17	16
	S	S	S	S	S	SSW	SSW	SSW	SSW	SSW	SSW	SSW	S	S	S	S	S	S	S	S	SSW	SSW	SSW	SSW
25/26	10	10	10	10	10	9	9	8	8	8	8	8	9	9	9	10	11	11	11	11	11	11	11	11
	15	15	14	15	15	14	13	13	12	12	12	12	13	13	14	15	16	16	16	16	16	16	16	16
	S	S	S	S	S	SSW	SSW	SSW	SSW	SSW	SSW	SSW	S	S	S	S	S	S	SSW	SSW	SSW	SSW	SSW	SSW
11/12	9	9	9	9	9	9	8	8	7	7	7	8	9	9	9	9	10	10	10	10	10	10	10	10
	14	15	14	15	15	14	13	13	12	12	12	12	13	13	14	14	15	15	16	16	16	16	16	15
	S	S	S	S	S	SSW	SSW	SSW	SSW	SSW	SSW	SSW	S	S	S	S	S	S	SSW	SSW	SSW	SSW	SSW	SSW
1 & 2 Bravo	11	11	11	11	11	11	10	10	9	9	9	9	9	9	9	9	10	11	11	12	11	12	12	12
	15	15	15	15	15	15	15	14	14	13	13	13	13	13	13	14	15	16	16	16	17	17	17	17
	S	S	S	S	S	S	S	S	S	S	SSW	SSW	SSW	SSW	SSW	S	S	SSW	SSW	SSW	SSW	SSW	SSW	SSW

NOTE: This is automated data that may/may not agree with the official BAM thinking that's found on the daily slides. This data should be used as a guide only.

Forecast Discussion

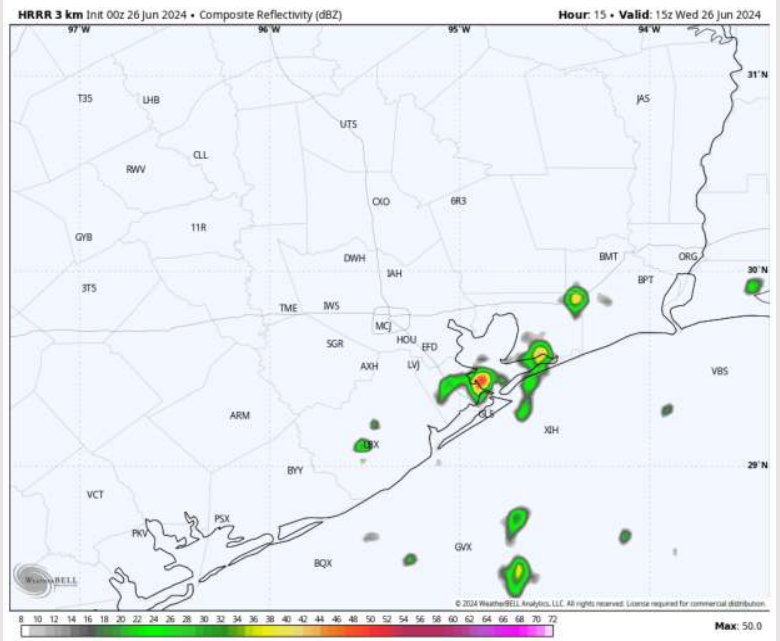
Precip: Scattered showers/storms will be possible through ~6 PM before chances shift and stay further west and north. Dry conditions favored through the remainder of the evening/overnight.

Wind: Winds will be out of the S/SW throughout the day. **N of Morgan's Point:** Winds will be 6-11 kts throughout the day. **S of Morgan's Point:** Winds at 10-15 kts throughout the day, slightly increasing to 16-20 kts from 4 PM – 8 PM before decreasing back down to 10-15 kts for the remainder of the night.

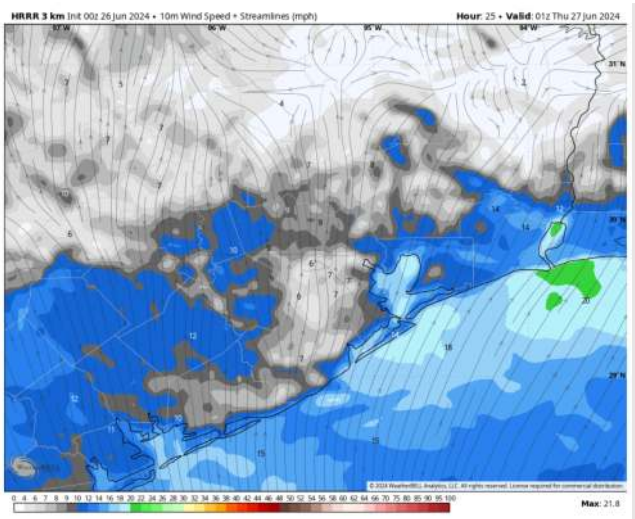
High Temps: **N of Morgan's Point:** Low-Mid 90s F. **S of Morgan's Point:** Upper 80s to low 90s F

Visibility: Not anticipating any fog concerns for today.

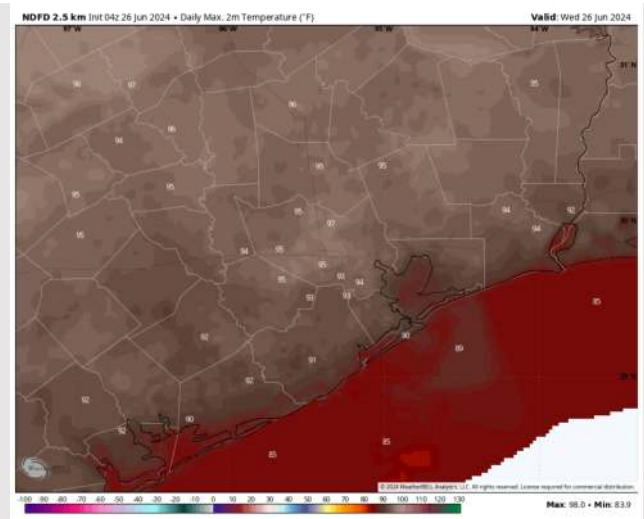
Precip Image: 10 AM CT



Wind Speed:
8 PM CT



High Temps
Today



Houston Pilots: Thu. 6/27/2024



Forecast Discussion

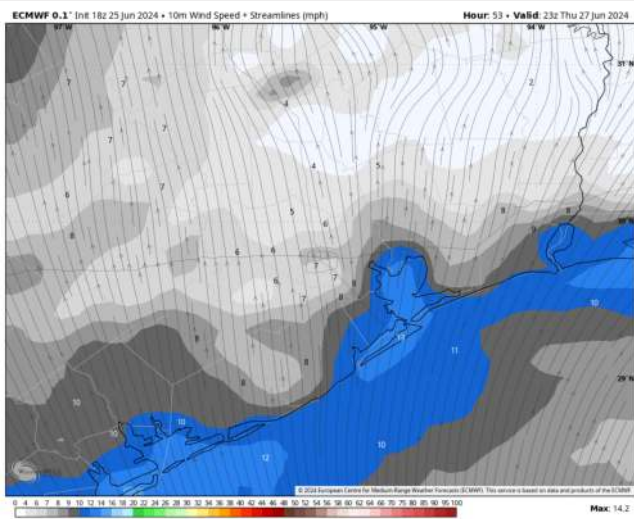
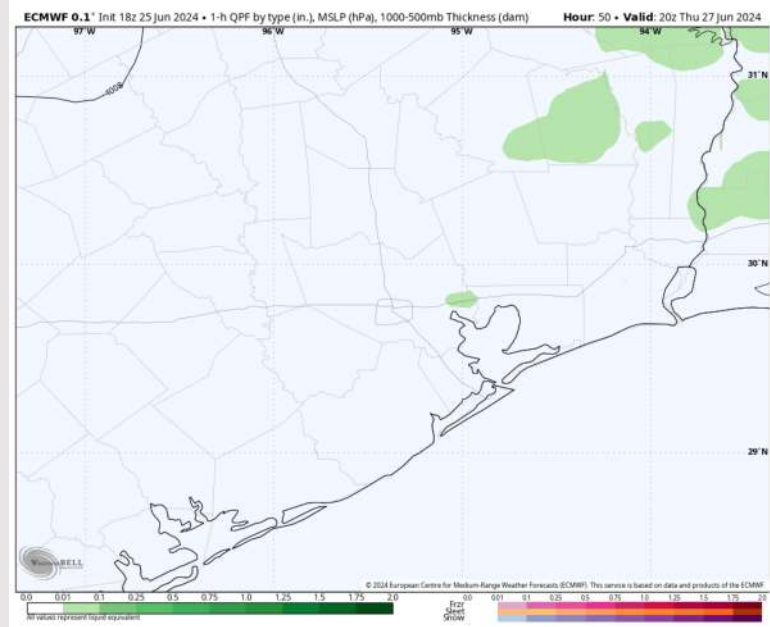
Precip: Dry conditions favored outside of hit/miss showers (30%) moving through the area between 2-7 PM on THU.

Wind: Winds out of the S/SW throughout THU. **N of Morgan's Point:** Winds at 3 – 8 kts for all of THU. **S of Morgan's Point:** Winds at 10-15 kts throughout majority of the day outside of a brief weakening to 6-11 kts from 8 AM to 1 PM.

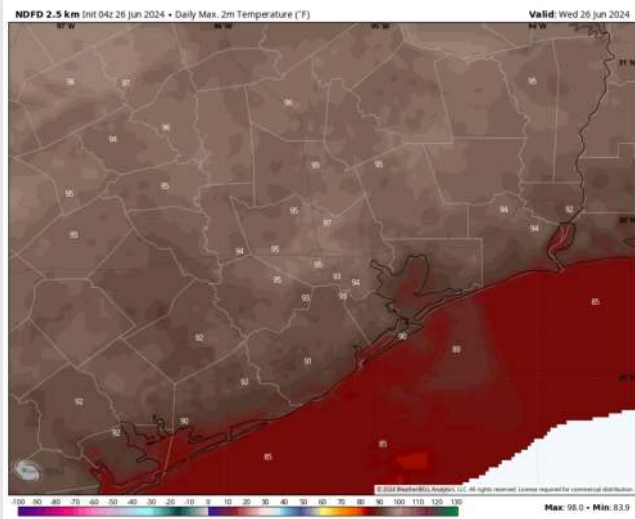
High Temps: **N of Morgan's Point:** Mid 90s F. **S of Morgan's Point:** Upper 80s F

Visibility: Not anticipating any fog concerns for Thursday.

Precip Image: 2 PM CT



Wind Speed:
6 PM CT



High Temps
Thursday

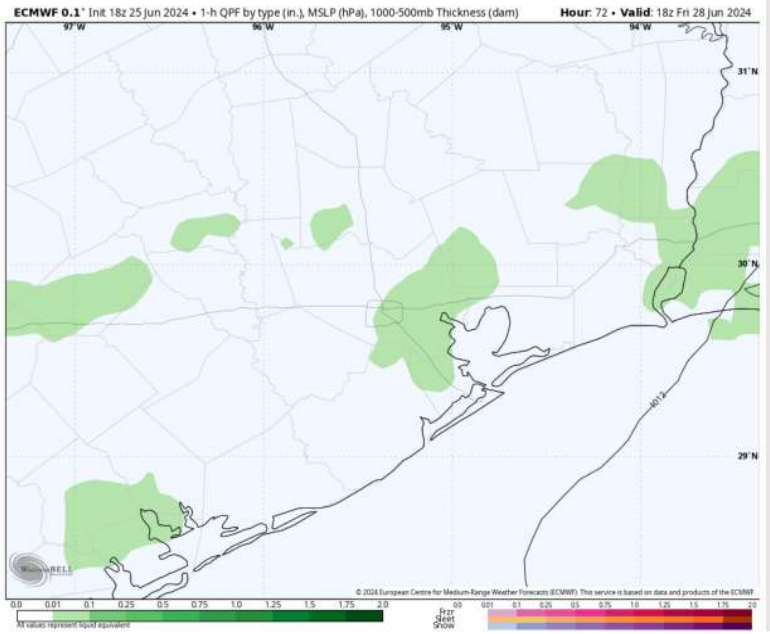
Houston Pilots: Fri. 6/28/2024



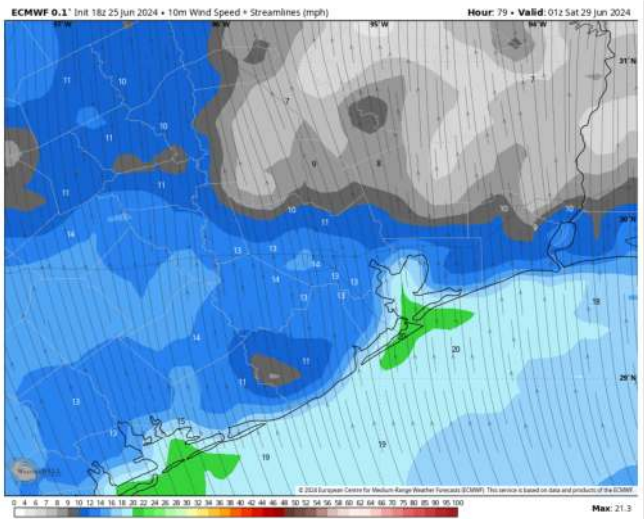
Forecast Discussion

- Precip:** Hit/Miss (30%) showers possible between 7 AM – 5 PM
- Wind:** Winds expected to be out of the S/SW throughout Friday. **N of Morgan's Point:** Favoring winds at 7-12 kts throughout the day. **S of Morgan's Point:** Favoring winds at 10-15 kts through 8 PM, increasing to 12-17 kts after that time.
- High Temps:** **N of Morgan's Point:** Mid 90s F. **S of Morgan's Point:** Mid-Upper 80s F
- Visibility:** Not favoring any fog concerns for Friday.

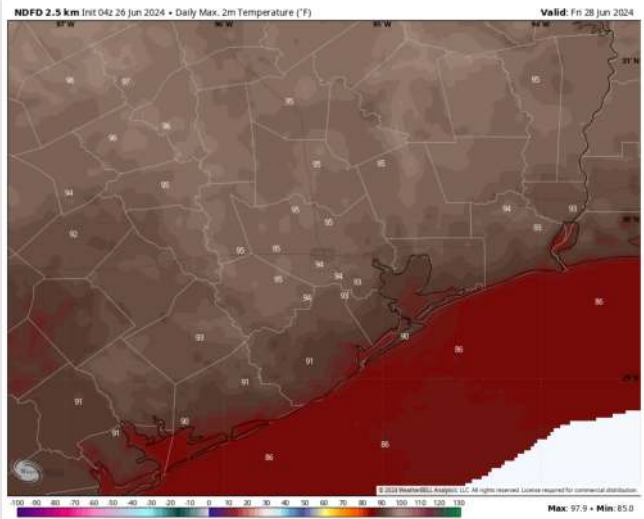
Precip Image: 1 PM CT



Wind Speed 8 PM CT



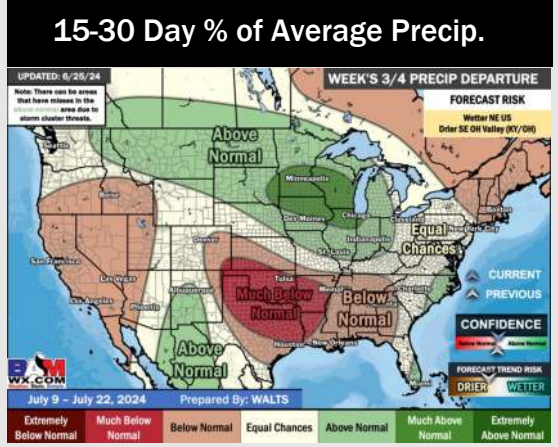
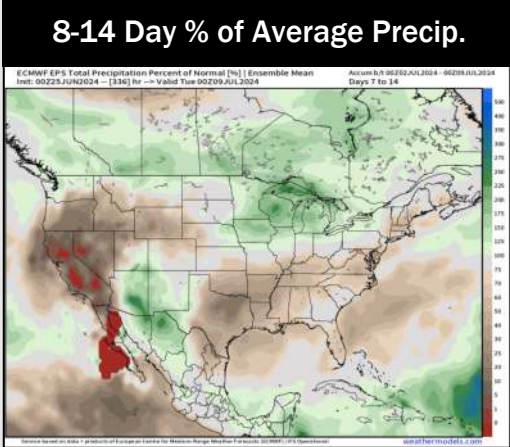

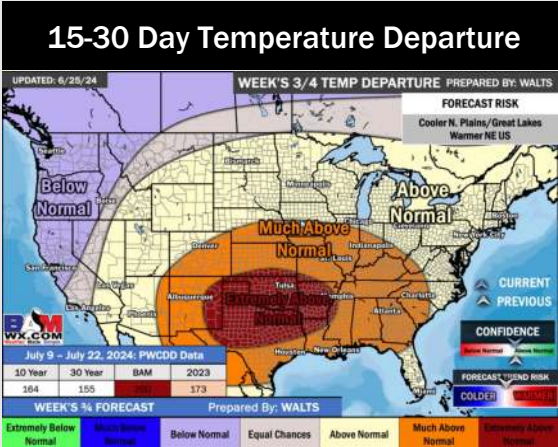
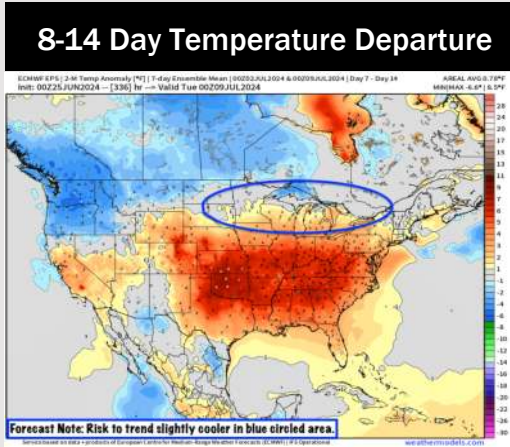
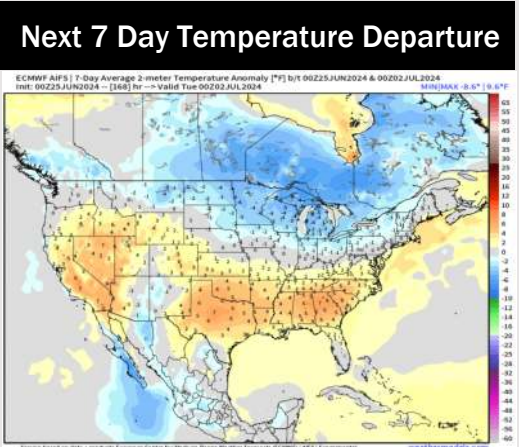
High Temps Friday



Wind Speed
8 PM CT

High Temps
Friday

Houston Pilots: 6/26/24



- Temps are expected to be above normal for the week 1 timeframe. A drier week favored with only scattered rain/storm chances throughout the week.
- Well below normal precipitation chances are at play during the week 2 timeframe. Temps are expected to be above normal for week 2.
- Much below normal chances for precipitation and above normal temperatures are favored in the weeks 3/4 timeframe.