

# Houston Pilots Forecast Package

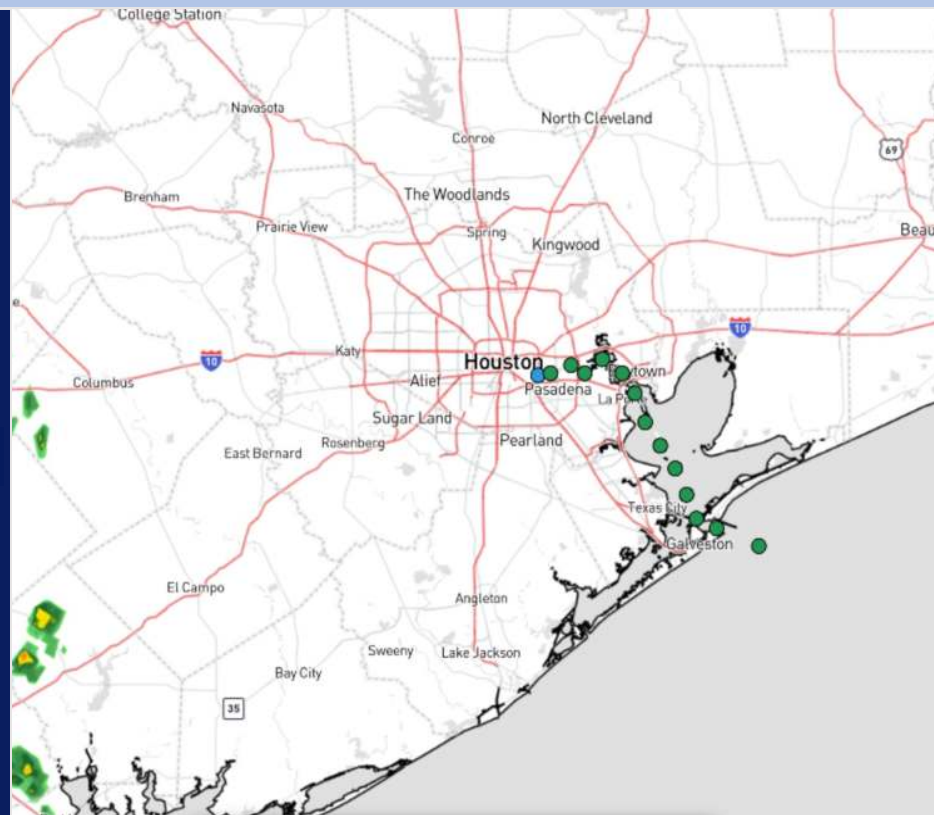


Updated: 12:45 PM CT  
Tuesday, June 25, 2024

Forecaster: Hope Kleitsch

## Weather Headlines

- Mostly dry conditions over the coming days with only isolated rain/storm chances.
- Wave heights favored to remain below 3ft for the foreseeable future.
- Winds will remain calmer throughout the middle parts of the week with winds seldom reaching 20 kts.



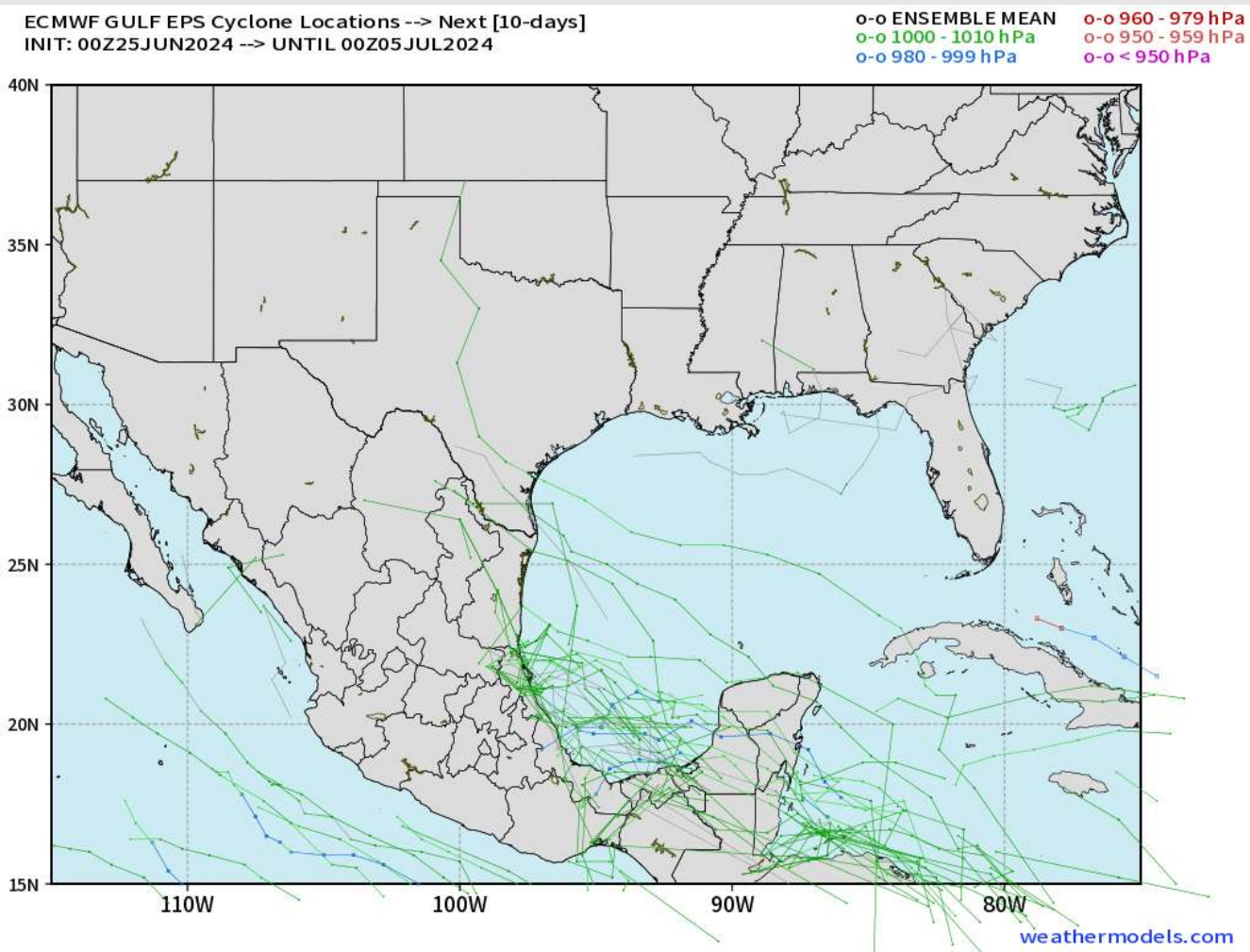
Current Radar: 12:45 PM CT



As always, please do not hesitate to reach out to us with any forecast questions via the chat option on Clarity or our on-call number, **(317)-560-8122** press **1** for forecast questions.

# Houston Pilots Tropical Update

## European Model Next 10 Days - Tropical Tracks



**Not favoring any direct impacts with tropical systems over the next ~10 days**

# Houston Pilots Visibility Chart (miles)



## Forecast Confidence



Time	Tue 1pm	Tue 2pm	Tue 3pm	Tue 4pm	Tue 5pm	Tue 6pm	Tue 7pm	Tue 8pm	Tue 9pm	Tue 10pm	Tue 11pm	Wed 12am	Wed 1am	Wed 2am	Wed 3am	Wed 4am	Wed 5am	Wed 6am	Wed 7am	Wed 8am	Wed 9am	Wed 10am	Wed 11am	Wed 12pm
610 Bridge	10	10	10	10	10	10	10	10	10	10	10	10	10	10	10	10	10	10	6	9	10	10	10	10
Kinder 1	10	10	10	10	10	10	10	10	10	10	10	10	10	10	10	10	10	10	6	9	10	10	10	10
Greens Bayou	10	10	10	10	10	10	10	10	10	10	10	10	10	10	10	10	10	10	6	7	10	10	10	10
Shell Crude	10	10	10	10	10	10	10	10	10	10	10	10	10	10	10	10	10	10	6	7	10	10	10	10
Lynchburg Ferries	10	10	10	10	10	10	10	10	10	10	10	10	10	10	10	10	10	9	6	7	10	10	10	10
Exxon 3	10	10	10	10	10	10	10	10	10	10	10	10	10	10	10	10	10	10	6	7	10	10	10	10
Morgans Point	10	10	10	10	10	10	10	10	10	10	10	10	10	10	10	10	10	10	6	9	10	10	10	10
75/76	10	10	10	10	10	10	10	10	10	10	10	10	10	10	10	10	10	10	9	10	10	10	10	10
63/64	10	10	10	10	10	10	10	10	10	10	10	10	10	10	10	10	10	10	9	10	10	10	10	10
51/52	10	10	10	10	10	10	10	10	10	10	10	10	10	10	10	10	10	10	9	10	10	10	10	10
37/38	10	10	10	10	10	10	10	10	10	10	10	10	10	10	10	10	10	10	9	10	10	10	10	10
25/26	10	10	10	10	10	10	10	10	10	10	10	10	10	10	10	10	10	10	10	10	10	10	10	10
11/12	10	10	10	10	10	10	10	10	10	10	10	10	10	10	10	10	10	10	10	10	10	10	10	10
1 & 2 Bravo	10	10	10	10	10	10	10	10	10	10	10	10	10	10	10	10	10	10	7	7	10	10	9	10

**NOTE:** This is automated data that may/may not agree with the official B.A.M. thinking that's found on the daily slides or special visibility report slides. This data should be used as a guide only



# Houston Pilots Wind Chart



## Forecast Confidence



Sustained wind 13 Knots  
Gusts 18 Knots  
Wind from the N

## Example

WS: 13  
G:18  
N

Time Knots	Tue 1pm	Tue 2pm	Tue 3pm	Tue 4pm	Tue 5pm	Tue 6pm	Tue 7pm	Tue 8pm	Tue 9pm	Tue 10pm	Tue 11pm	Wed 12am	Wed 1am	Wed 2am	Wed 3am	Wed 4am	Wed 5am	Wed 6am	Wed 7am	Wed 8am	Wed 9am	Wed 10am	Wed 11am	Wed 12pm
<b>610 Bridge</b>	7 15 SSE	8 15 SSE	8 16 SSE	9 17 SSE	9 16 SSE	9 16 SSE	9 15 S	8 14 S	7 14 S	7 13 S	5 12 S	5 10 S	5 10 S	4 9 S	4 8 S	4 8 S	3 8 SSW	3 7 S	3 6 S	3 6 SSW	3 7 SSW	4 8 SSW	5 9 SSW	5 10 SSW
<b>Kinder 1</b>	7 15 SSE	8 15 SSE	9 16 SSE	9 17 SSE	9 16 SSE	9 15 S	8 14 S	7 14 S	7 13 S	6 12 S	5 10 S	5 10 S	4 9 S	4 8 S	3 8 SSW	3 7 S	3 6 S	3 6 SSW	3 7 SSW	3 7 SSW	4 8 SSW	5 9 SSW	5 10 SSW	5 10 SSW
<b>Greens Bayou</b>	7 15 SSE	8 15 SSE	9 16 SSE	9 17 SSE	9 16 SSE	9 15 S	8 14 S	7 13 S	7 12 S	6 11 S	5 10 S	4 9 S	4 8 S	3 8 SSW	3 7 S	3 7 S	3 6 SSW	3 6 SSW	3 7 SSW	3 7 SSW	4 8 SSW	5 9 SSW	5 10 SSW	5 10 SSW
<b>Shell Crude</b>	7 15 SSE	8 15 SSE	9 16 SSE	9 17 SSE	9 16 SSE	9 15 S	8 14 S	7 13 S	7 12 S	6 11 S	5 10 S	4 9 S	4 8 S	3 8 SSW	3 7 S	3 6 S	3 6 SSW	3 6 SSW	3 7 SSW	3 7 SSW	4 8 SSW	5 9 SSW	5 10 SSW	5 10 SSW
<b>Lynchburg Ferries</b>	8 15 SSE	9 16 SSE	9 17 SSE	9 17 SSE	9 16 SSE	9 15 S	9 14 S	7 13 S	7 12 S	6 11 S	5 10 S	4 9 S	3 8 S	3 8 S	3 7 S	3 6 SSW	3 6 SSW	3 6 SSW	2 6 SSW	3 7 SSW	3 7 SSW	4 8 SSW	5 9 SSW	5 10 SSW
<b>Exxon 3</b>	10 15 SSE	11 17 SSE	11 17 SSE	12 17 SSE	12 17 SSE	12 17 S	12 16 S	11 15 S	11 14 S	10 13 S	9 12 S	8 12 S	7 11 S	7 10 S	7 9 S	6 8 SSW	5 8 SSW	5 7 SSW	5 6 SSW	5 6 SSW	5 6 SSW	5 6 SSW	6 7 SSW	6 7 SSW
<b>Morgans Point</b>	10 15 SSE	11 17 SSE	11 17 SSE	12 17 SSE	12 17 SSE	12 17 S	11 16 S	11 15 S	11 14 S	10 13 S	9 12 S	8 12 S	7 11 S	7 10 S	7 9 S	6 8 SSW	5 8 SSW	5 8 SSW	5 8 SSW	5 8 SSW	5 8 SSW	5 9 SSW	6 10 SSW	6 11 SSW
<b>75/76</b>	10 16 SSE	11 17 SSE	11 18 SSE	12 18 SSE	12 18 SSE	12 17 S	11 16 S	11 16 S	11 15 S	11 14 S	10 13 S	9 12 S	9 11 S	9 10 S	8 9 S	7 8 SSW	7 7 SSW	6 6 SSW	6 6 SSW	6 6 SSW	6 6 SSW	6 6 SSW	6 7 SSW	7 7 SSW
<b>63/64</b>	10 15 SSE	11 17 SSE	11 17 SSE	11 17 SSE	11 17 SSE	11 17 S	11 16 S	11 16 S	11 15 S	10 14 S	10 14 S	9 13 S	9 13 S	9 12 S	9 11 S	8 10 SSW	7 9 SSW	7 9 SSW	7 9 SSW	6 9 SSW	6 9 SSW	6 9 SSW	6 10 SSW	7 11 SSW
<b>51/52</b>	9 15 SSE	9 16 SSE	10 16 SSE	10 17 SSE	10 16 SSE	10 16 S	10 15 S	10 15 S	10 14 S	10 14 S	10 13 S	10 12 S	9 11 S	9 10 S	9 9 S	8 8 SSW	8 7 SSW	7 7 SSW	7 7 SSW	7 6 SSW	7 6 SSW	7 6 SSW	7 6 SSW	7 6 SSW
<b>37/38</b>	9 15 SSE	9 15 SSE	10 15 SSE	10 16 SSE	10 16 SSE	10 15 S	10 15 S	10 15 S	10 14 S	10 14 S	10 13 S	10 12 S	10 11 S	9 10 S	9 9 S	9 8 SSW	9 7 SSW	8 7 SSW	8 7 SSW	7 7 SSW	7 7 SSW	7 7 SSW	7 7 SSW	7 7 SSW
<b>25/26</b>	9 15 SSE	9 14 SSE	10 15 SSE	10 16 SSE	10 15 SSE	10 15 S	10 14 S	10 14 S	10 14 S	10 13 S	10 12 S	9 11 S	9 10 S	9 9 S	9 8 S	9 7 SSW	9 7 SSW	8 7 SSW	8 7 SSW	7 7 SSW	7 7 SSW	7 7 SSW	7 7 SSW	7 7 SSW
<b>11/12</b>	9 14 SSE	9 14 SSE	9 14 SSE	10 15 SSE	10 15 SSE	10 14 S	10 14 S	10 14 S	10 13 S	10 13 S	10 12 S	9 11 S	9 10 S	9 9 S	9 8 S	9 7 SSW	9 7 SSW	8 7 SSW	8 7 SSW	7 7 SSW	7 7 SSW	7 7 SSW	7 7 SSW	7 7 SSW
<b>1 &amp; 2 Bravo</b>	9 13 SSE	9 13 SSE	9 13 SSE	9 14 SSE	9 14 SSE	10 14 S	10 14 S	10 14 S	10 13 S	10 13 S	10 12 S	10 11 S	10 11 S	10 11 S	10 10 S	9 9 SSW	9 9 SSW	9 9 SSW	8 8 SSW	8 7 SSW	8 7 SSW	8 7 SSW	8 7 SSW	8 7 SSW

**NOTE: This is automated data that may/may not agree with the official BAM thinking that's found on the daily slides. This data should be used as a guide only.**

# Houston Pilots: Tue. 6/25/2024



## Forecast Discussion

**Precip:** Isolated (10%) rain chances possible through 6 PM (majority of rain to remain S/W of stations) then favoring dry conditions through the remainder of today.

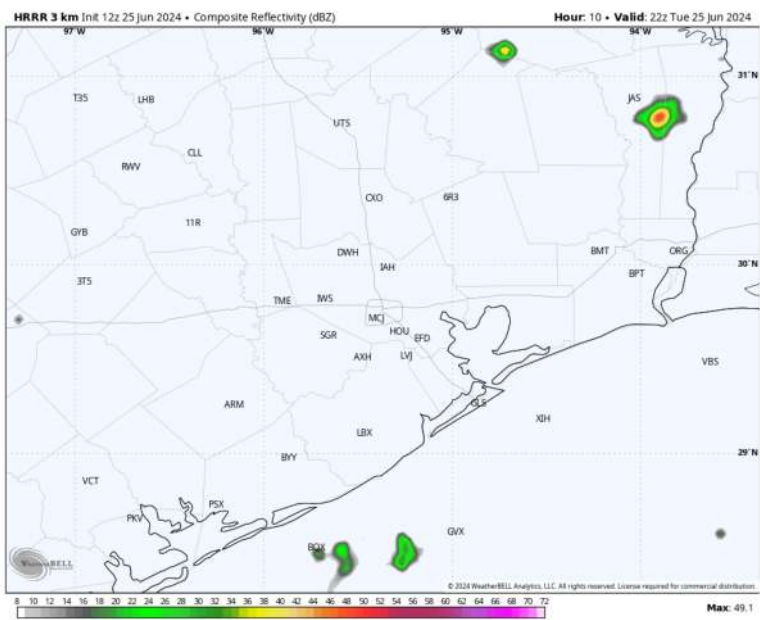
**Wind:** Winds expected to be out of the S/SE throughout the rest of today. **N of Morgan's Point:** Favoring winds at 8-12 kts through 10 PM before decreasing to 3-8 kts for the remainder of the overnight.

**S of Morgan's Point:** Favoring winds at 8-15 kts for the rest of the day.

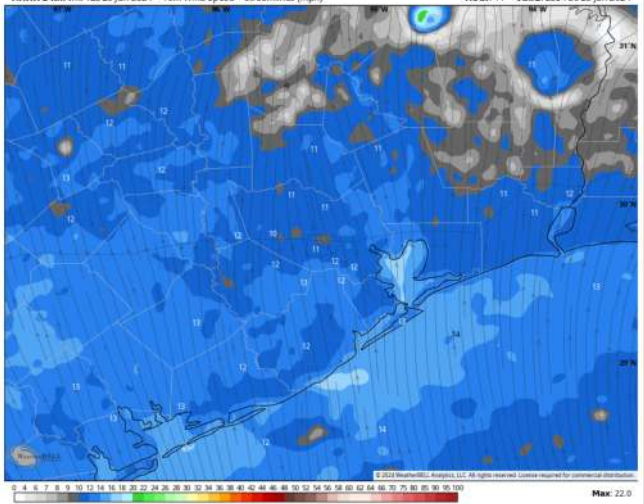
**Low Temps:** **N of Morgan's Point:** Upper 70s to low 80s F. **S of Morgan's Point:** Lower 80s F

**Visibility:** Not favoring any fog concerns for today.

## Precip Image: 5 PM CT

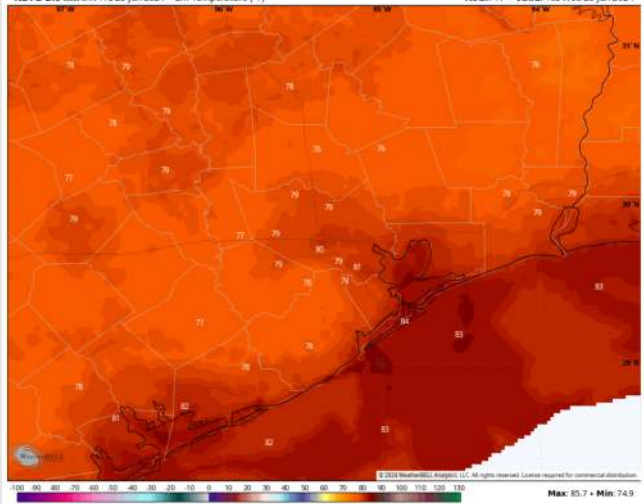


HRRR 3 km Init: 12z 25 Jun 2024 • 10m Wind Speed + Streamlines (mph) Hour: 11 • Valid: 23z Tue 25 Jun 2024



Wind Speed  
5 PM CT

NDFD 2.5 km Init: 17z 25 Jun 2024 • 2m Temperature (°F) Hour: 17 • Valid: 10z Wed 26 Jun 2024



Low Temps  
WED AM



## Forecast Discussion

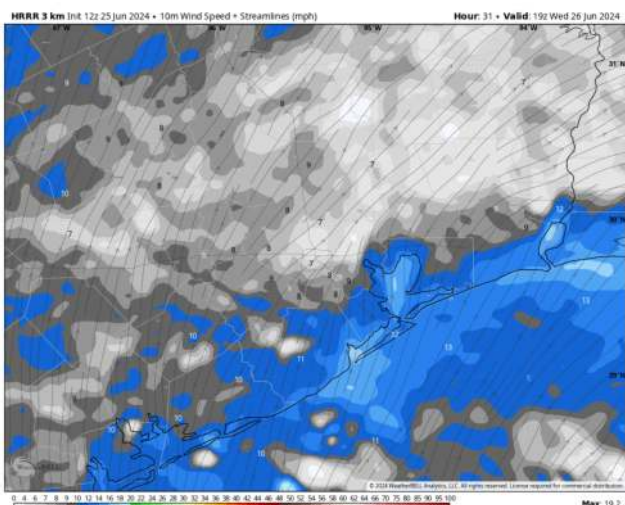
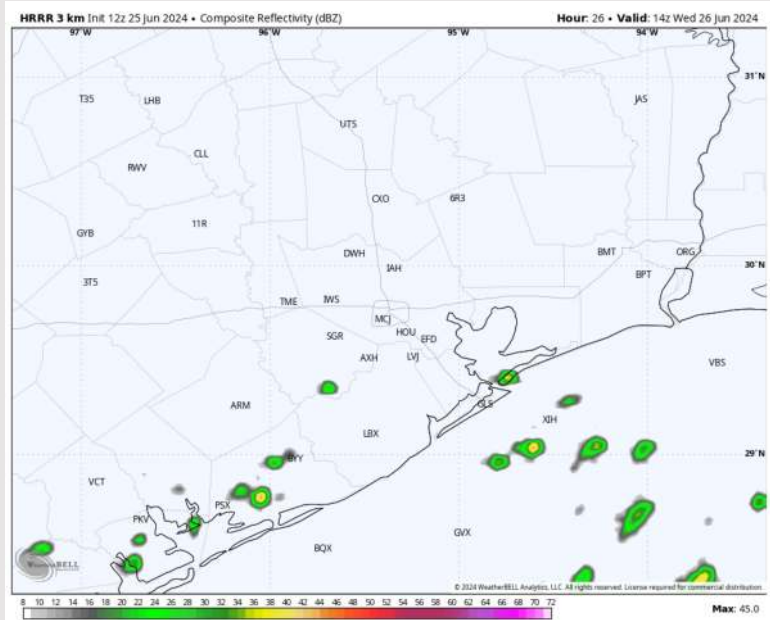
**Precip:** Scattered showers/storms will be possible through ~6 PM before chances shift and stay further west and north. Dry conditions favored through the remainder of the evening/overnight WED.

**Wind:** Winds will be out of the S/SW throughout WED. **N of Morgan's Point:** Winds will be 6-11 3-8 kts throughout the day. **S of Morgan's Point:** Winds at 10-15 kts throughout the day, slightly increasing to 16-20 kts from 4 PM – 8 PM before decreasing back down to 10-15 kts for the remainder of the night.

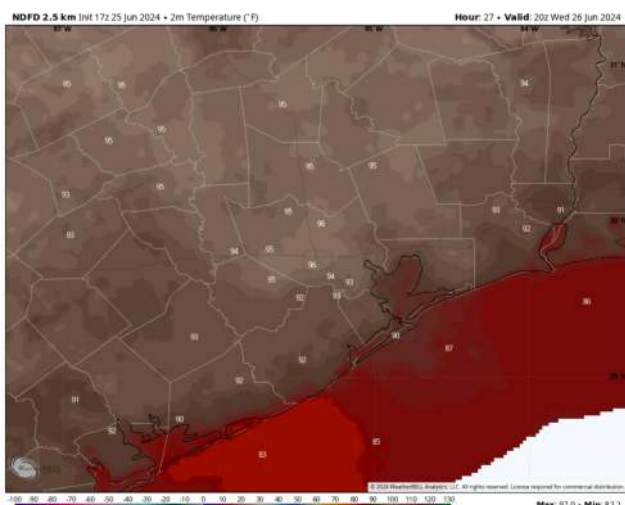
**High Temps:** **N of Morgan's Point:** Low-Mid 90s F. **S of Morgan's Point:** Upper 80s to low 90s F

**Visibility:** Not anticipating any fog concerns for Wednesday.

## Precip Image: 9 AM CT



Wind Speed:  
2 PM CT



High Temps  
Wednesday

# Houston Pilots: Thu. 6/27/2024



## Forecast Discussion

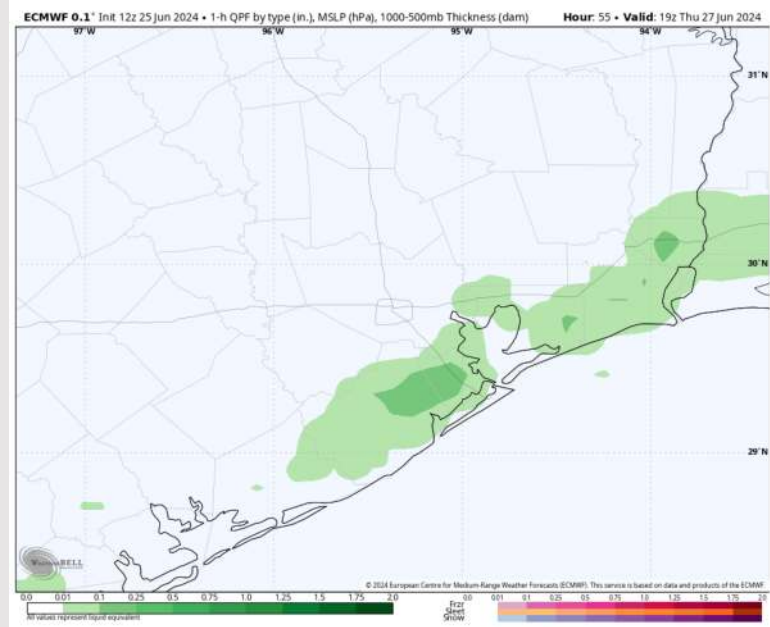
**Precip:** Dry conditions favored outside of scattered showers (30%) moving through the area between 2-7 PM on THU.

**Wind:** Winds out of the S/SW throughout THU. **N of Morgan's Point:** Winds at 3 – 8 kts for all of THU. **S of Morgan's Point:** Winds at 10-15 kts throughout a majority of the day outside of a brief weakening to 6-11 kts from 8 AM to 1 PM.

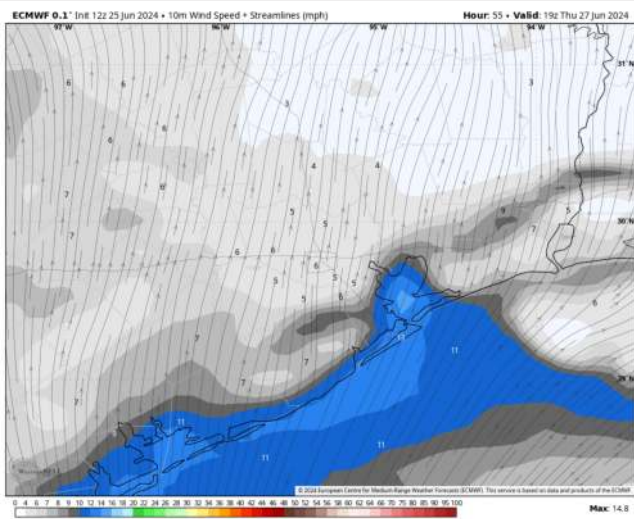
**High Temps:** **N of Morgan's Point:** Mid 90s F. **S of Morgan's Point:** Upper 80s F

**Visibility:** Not anticipating any fog concerns for Thursday.

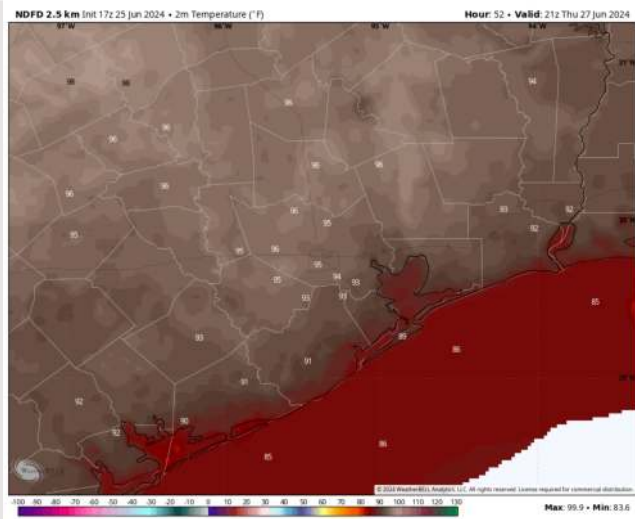
## Precip Image: 3 PM CT



Wind Speed:  
2 PM CT

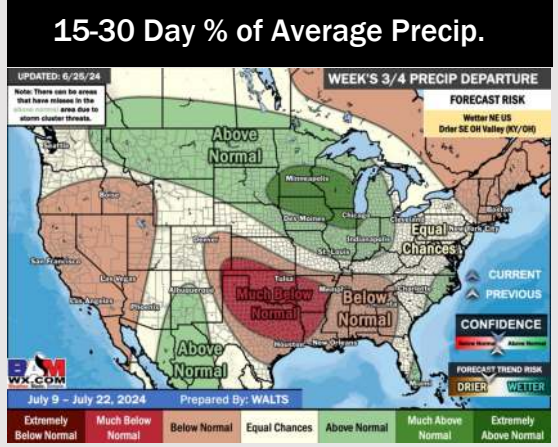
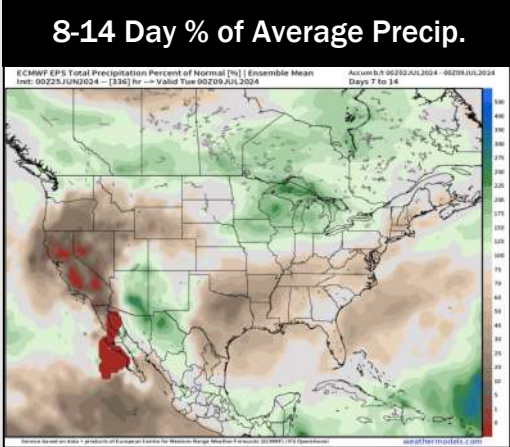

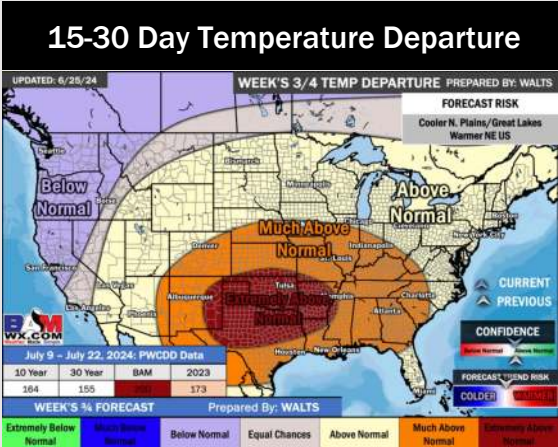
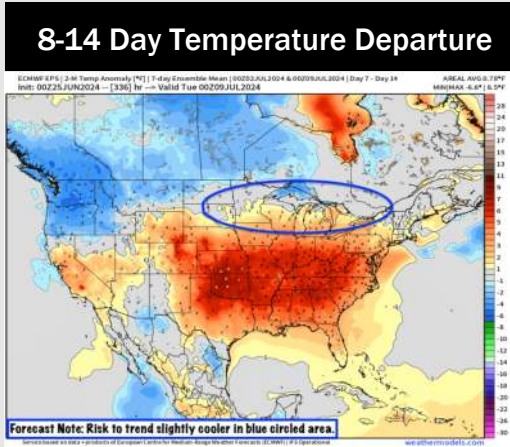
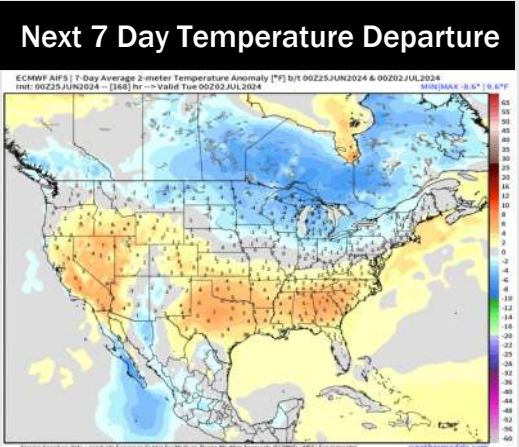


High Temps  
Thursday





# Houston Pilots: 6/25/24



- Temps are expected to be above normal for the week 1 timeframe. A drier week favored with only scattered rain/storm chances throughout the week.
- Well below normal precipitation chances are at play during the week 2 timeframe. Temps are expected to be above normal for week 2.
- Much below normal chances for precipitation and above normal temperatures are favored in the weeks 3/4 timeframe.