

Houston Pilots Forecast Package

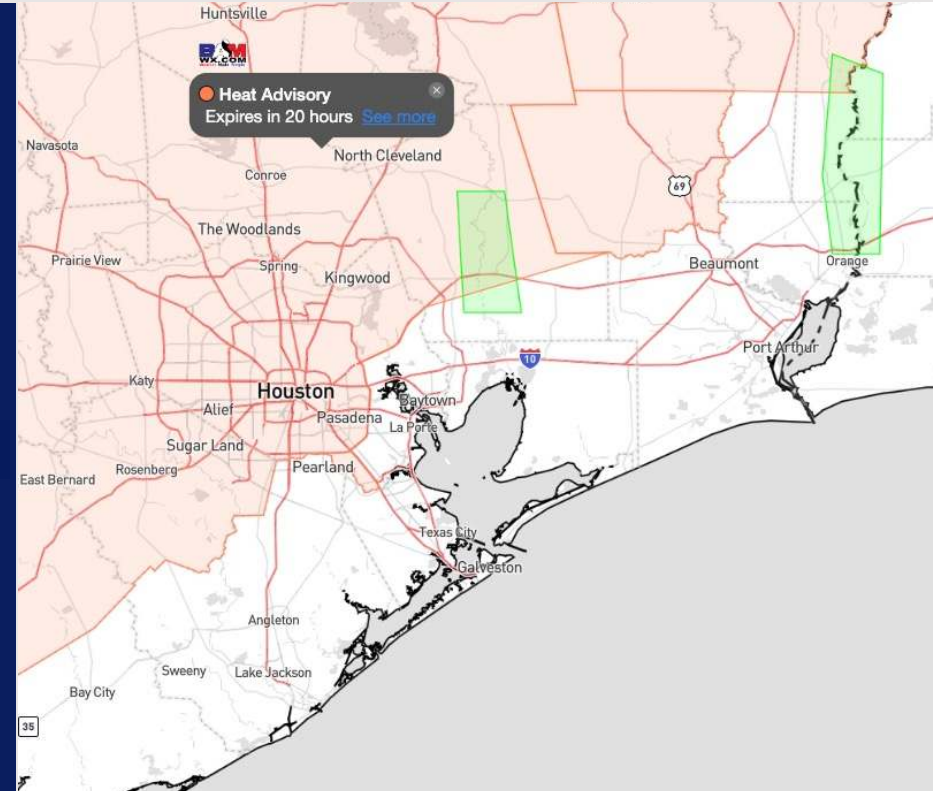


Updated: 12:30 AM CT
Tuesday, June 25, 2024

Forecaster: Jonathan Kipper

Weather Headlines

- Mostly dry conditions over the coming days with only isolated rain/storm chances.
- Wave heights favored to remain below 3ft for the foreseeable future.
- Winds will remain calmer throughout the middle parts of the week with winds seldom reaching 15 kts.



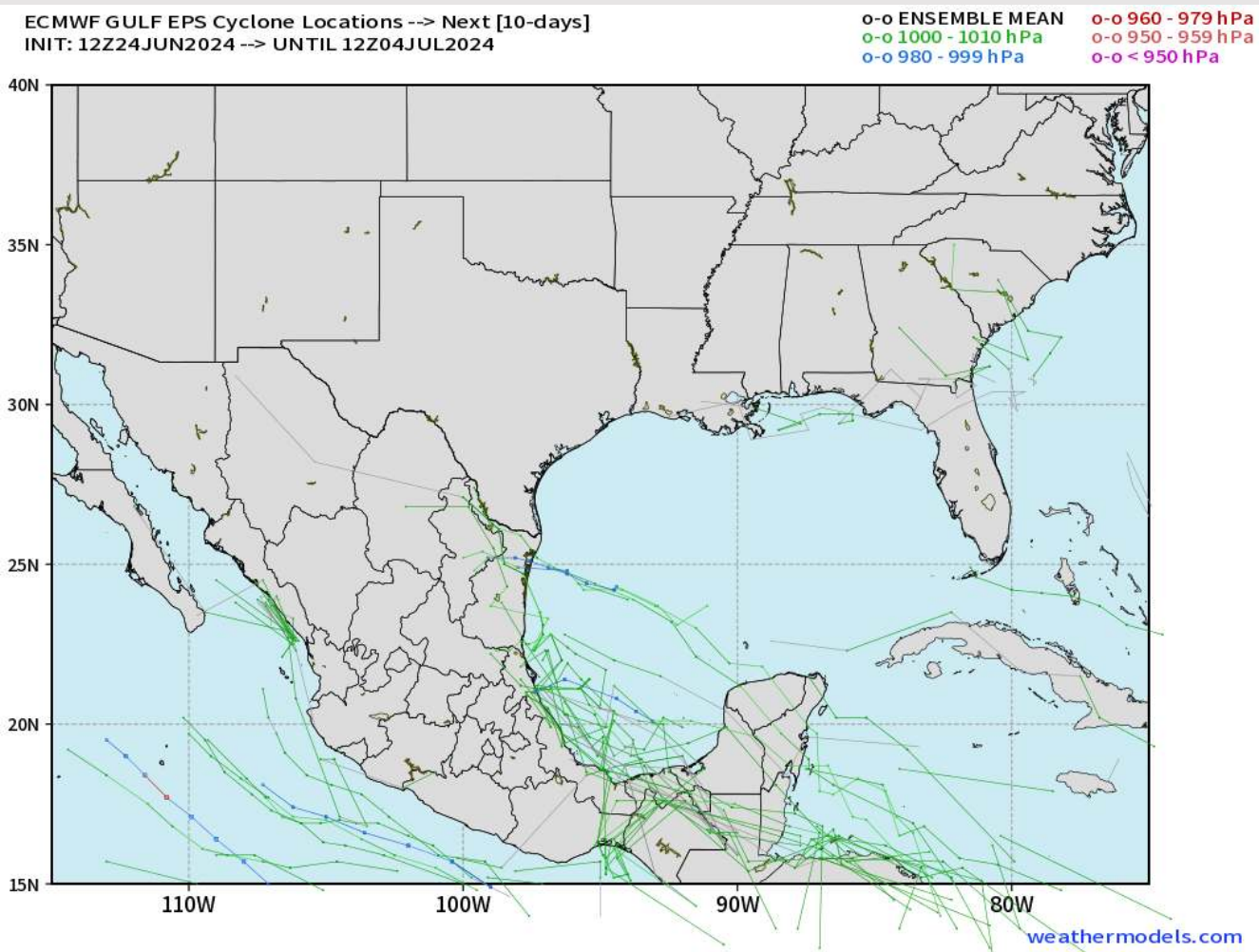
Current Radar: 12:20 AM CT



As always, please do not hesitate to reach out to us with any forecast questions via the chat option on Clarity or our on-call number, **(317)-560-8122** press **1** for forecast questions.

Houston Pilots Tropical Update

European Model Next 10 Days - Tropical Tracks



Not favoring any direct impacts with tropical systems over the next ~10 days

Houston Pilots Visibility Chart (miles)



Forecast Confidence



Time	Tue 1am	Tue 2am	Tue 3am	Tue 4am	Tue 5am	Tue 6am	Tue 7am	Tue 8am	Tue 9am	Tue 10am	Tue 11am	Tue 12pm	Tue 1pm	Tue 2pm	Tue 3pm	Tue 4pm	Tue 5pm	Tue 6pm	Tue 7pm	Tue 8pm	Tue 9pm	Tue 10pm	Tue 11pm	Wed 12am
610 Bridge	10	10	10	10	10	10	8	10	10	10	10	10	10	10	10	10	10	10	10	10	10	10	10	10
Kinder 1	10	10	10	10	10	10	8	10	10	10	10	10	10	10	10	10	10	10	10	10	10	10	10	10
Greens Bayou	10	10	10	10	10	10	8	10	10	10	10	10	10	10	10	10	10	10	10	10	10	10	10	10
Shell Crude	10	10	10	10	10	10	9	10	10	10	10	10	10	10	10	10	10	10	10	10	10	10	10	10
Lynchburg Ferries	10	10	10	10	10	10	8	10	10	10	10	10	10	10	10	10	10	10	10	10	10	10	10	10
Exxon 3	10	10	10	10	10	10	9	10	10	10	10	10	10	10	10	10	10	10	10	10	10	10	10	10
Morgans Point	10	10	10	10	10	10	9	10	10	10	10	10	10	10	10	10	10	10	10	10	10	10	10	10
75/76	10	10	10	10	10	10	10	10	10	10	10	10	10	10	10	10	10	10	10	10	10	10	9	9
63/64	10	10	10	10	10	10	10	10	10	10	10	10	10	10	10	10	10	10	10	10	10	10	10	9
51/52	10	10	10	10	10	10	10	10	10	10	10	10	10	10	10	10	10	10	10	10	10	10	10	10
37/38	10	10	10	10	10	10	10	10	10	10	10	10	10	10	10	10	10	10	10	10	10	10	10	10
25/26	10	10	10	10	10	10	10	10	10	10	10	10	10	10	10	10	10	10	10	10	10	10	10	10
11/12	10	10	10	10	10	10	10	10	10	10	10	10	10	10	10	10	10	10	10	10	10	10	10	10
1 & 2 Bravo	10	10	10	10	10	10	10	10	10	10	10	10	10	10	10	10	10	10	10	10	10	10	10	10

NOTE: This is automated data that may/may not agree with the official BAM thinking that's found on the daily slides or special visibility report slides. This data should be used as a guide only

Houston Pilots Wind Chart



Forecast Confidence



Example

Sustained wind 13 Knots
Gusts 18 Knots
Wind from the N

WS: 13
G:18
N

Time Knots	Tue 1am	Tue 2am	Tue 3am	Tue 4am	Tue 5am	Tue 6am	Tue 7am	Tue 8am	Tue 9am	Tue 10am	Tue 11am	Tue 12pm	Tue 1pm	Tue 2pm	Tue 3pm	Tue 4pm	Tue 5pm	Tue 6pm	Tue 7pm	Tue 8pm	Tue 9pm	Tue 10pm	Tue 11pm	Wed 12am
610 Bridge	3	3	3	3	2	2	2	2	3	3	5	5	7	7	7	8	9	9	8	7	7	6	5	5
Kinder 1	8	7	6	6	6	5	5	6	6	7	9	11	13	14	15	16	16	16	15	14	13	13	12	11
Greens Bayou	3	3	3	2	2	1	1	2	3	3	5	6	7	7	8	8	9	8	8	7	7	6	5	5
Shell Crude	7	6	6	5	5	5	5	6	7	9	11	13	14	15	16	16	16	15	14	13	12	11	10	
Lynchburg Ferries	7	6	6	5	5	4	4	5	6	7	9	11	14	15	15	16	16	16	15	14	13	12	11	10
Exxon 3	7	6	5	5	4	3	3	4	4	5	6	7	9	9	11	11	11	11	11	11	10	9	9	8
Morgans Point	10	9	8	8	6	6	6	6	7	9	10	12	14	16	16	17	17	17	16	15	15	14	13	12
75/76	8	7	7	6	5	5	5	5	5	6	7	7	9	9	11	11	11	11	11	11	11	10	10	9
63/64	12	11	10	9	8	7	7	7	8	9	11	13	15	16	16	17	17	16	16	16	15	14	13	12
51/52	9	8	7	7	6	5	5	6	6	7	8	9	9	9	10	11	11	11	11	11	11	10	10	9
37/38	9	8	7	7	6	6	5	5	6	6	7	8	9	9	9	10	11	11	11	11	11	10	10	10
25/26	12	11	11	11	9	8	8	8	9	10	11	12	14	14	15	16	16	15	15	15	15	14	14	14
11/12	7	7	7	7	6	5	5	5	5	6	7	8	9	9	9	9	9	9	9	9	9	9	9	9
1 & 2 Bravo	9	9	9	8	7	7	7	7	7	7	7	7	8	9	9	9	10	10	10	10	11	11	11	11

NOTE: This is automated data that may/may not agree with the official BAM thinking that's found on the daily slides. This data should be used as a guide only.

Houston Pilots: Tue. 6/25/2024



Forecast Discussion

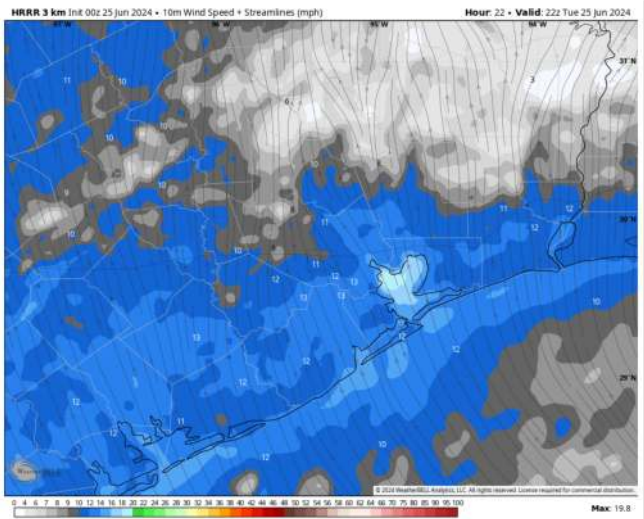
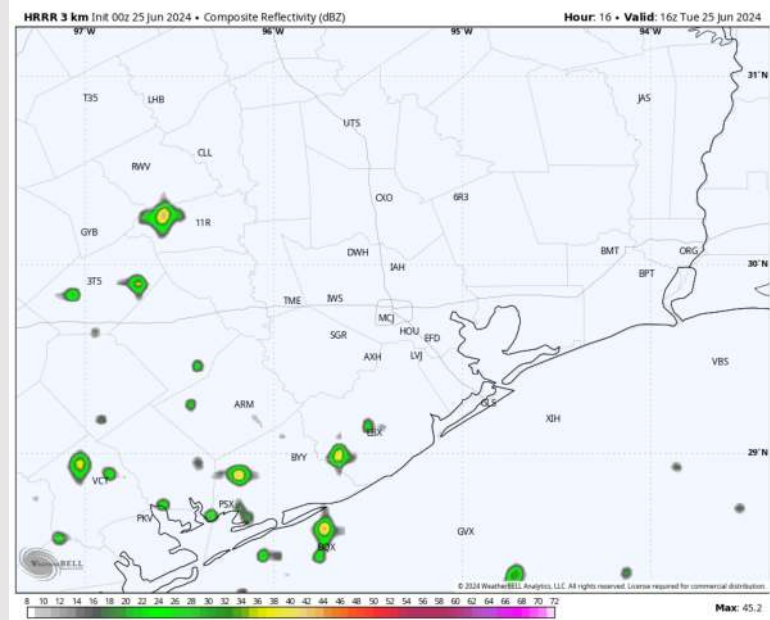
Precip: Isolated (20%) rain chances possible between 9 AM and 4 PM today (Majority of rain to remain S/W of stations).

Wind: Winds expected to be out of the S/SE throughout the day today. **N of Morgan's Point:** Favoring winds at 3 – 8 kts through 2 PM, increasing to 7-12 kts after that time. **S of Morgan's Point:** Favoring winds at 7-12 kts through 4 PM this afternoon before winds slightly increasing to 10-15 kts the rest of the PM hours.

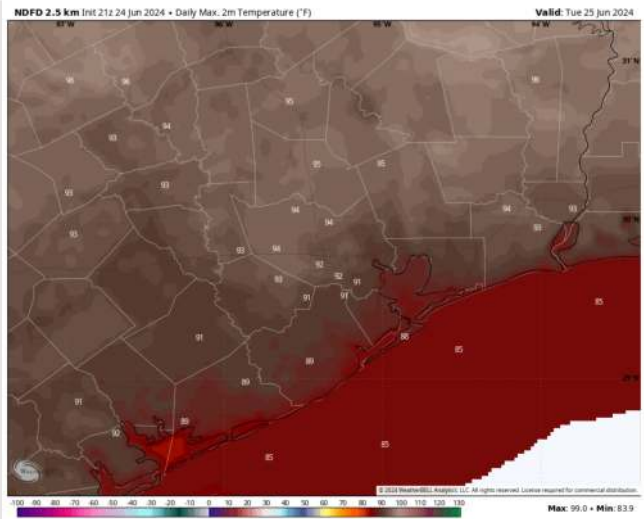
High Temps: **N of Morgan's Point:** Low 90s F. **S of Morgan's Point:** Mid to upper 80s F

Visibility: Not favoring any fog concerns for today.

Precip Image: 11 AM CT



Wind Speed
5 PM CT



High Temps
Today

Houston Pilots: Wed. 6/26/2024



Forecast Discussion

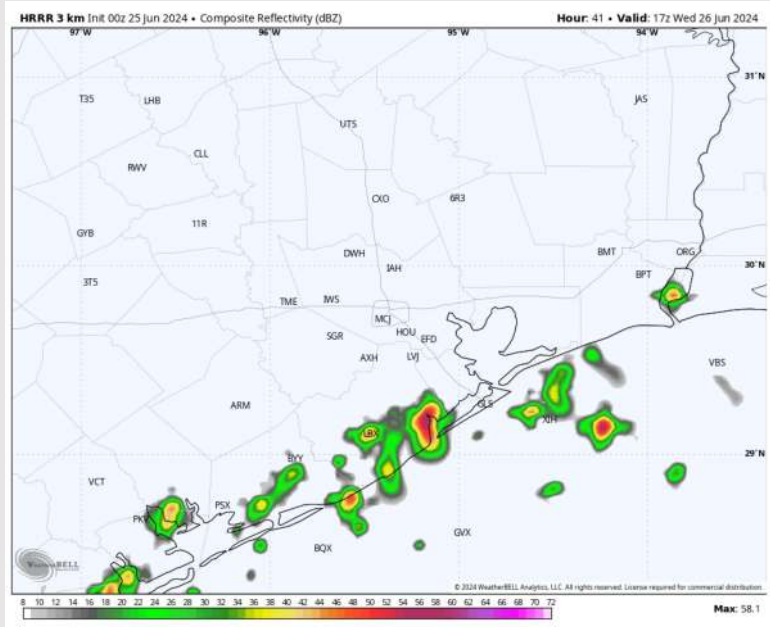
Precip: Scattered showers/storms will be possible (primarily S of Morgan's Point) starting around 5-6 AM WED and continuing through ~6 PM. Dry conditions favored afterwards.

Wind: Winds will be out of the S/SW throughout WED. **N of Morgan's Point:** Winds will be at 3-8 kts throughout 7 PM before slightly increasing to 6-11 kts. **S of Morgan's Point:** Winds at 10-15 kts throughout the day on WED.

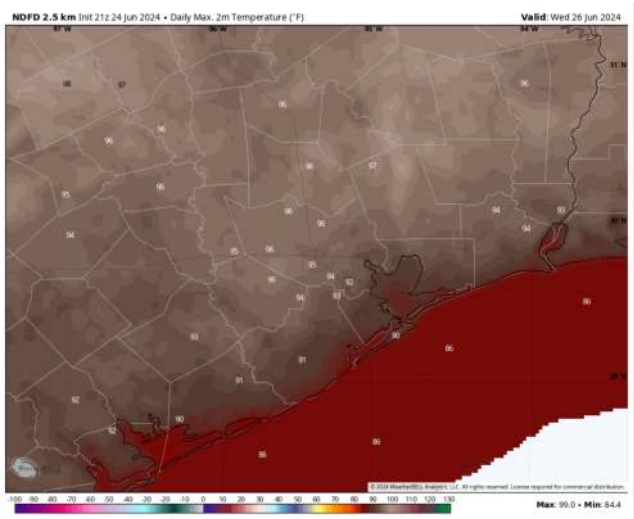
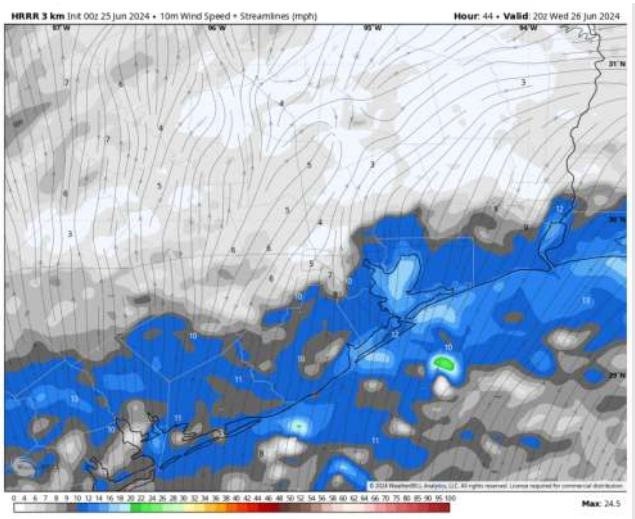
High Temps: **N of Morgan's Point:** Low-Mid 90s F. **S of Morgan's Point:** Upper 80s F

Visibility: Not anticipating any fog concerns for Wednesday.

Precip Image: 12 PM CT



Wind Speed:
3 PM CT



High Temps
Wednesday

Houston Pilots: Thu. 6/27/2024



Forecast Discussion

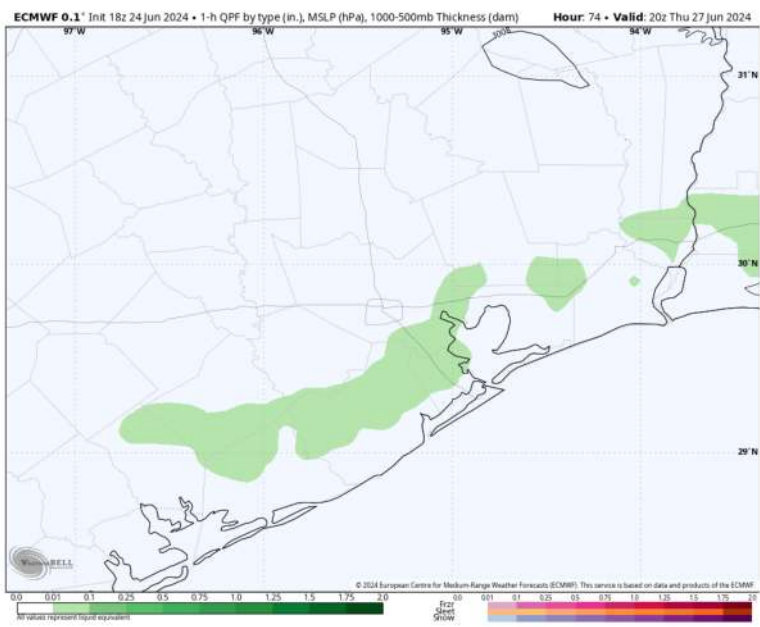
Precip: Dry conditions favored outside of isolated showers moving through the area between 2-7 PM on THU.

Wind: Winds out of the S/SW throughout THU. **N of Morgan's Point:** Winds at 3 – 8 kts for all of THU. **S of Morgan's Point:** Winds at 10-15 kts throughout a majority of the day outside of a brief weakening to 6-11 kts from 8 AM to 1 PM.

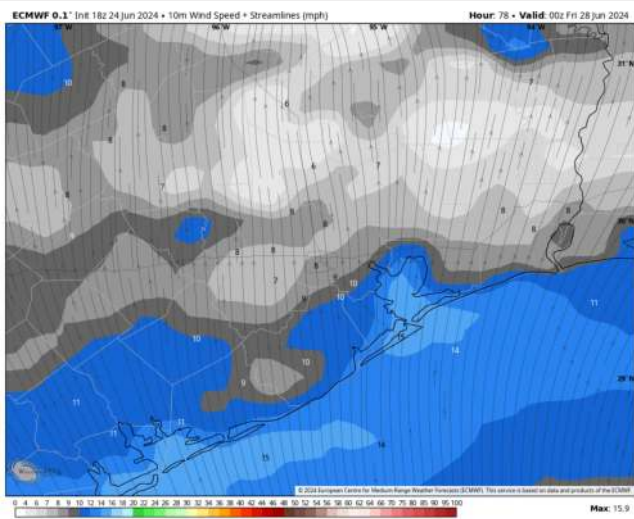
High Temps: **N of Morgan's Point:** Mid 90s F. **S of Morgan's Point:** Upper 80s F

Visibility: Not anticipating any fog concerns for Thursday.

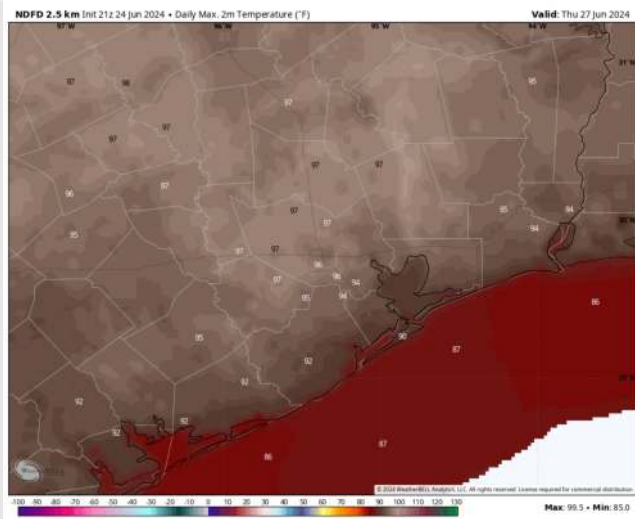
Precip Image: 3 PM CT



Wind Speed:
7 PM CT



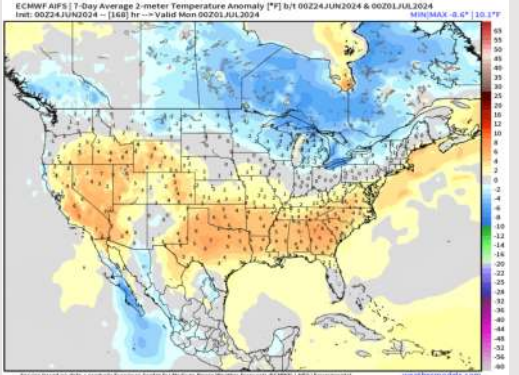
High Temps
Thursday



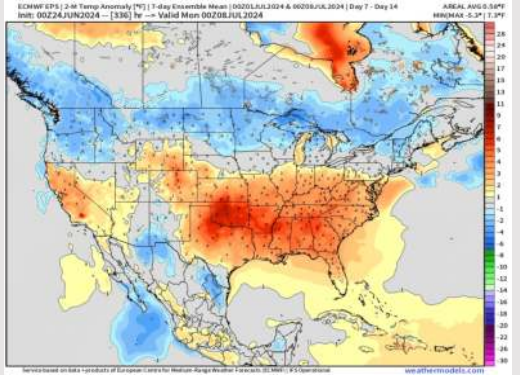
Houston Pilots: 6/25/24



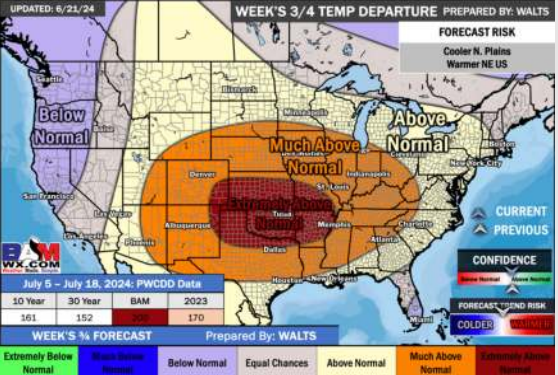
Next 7 Day Temperature Departure



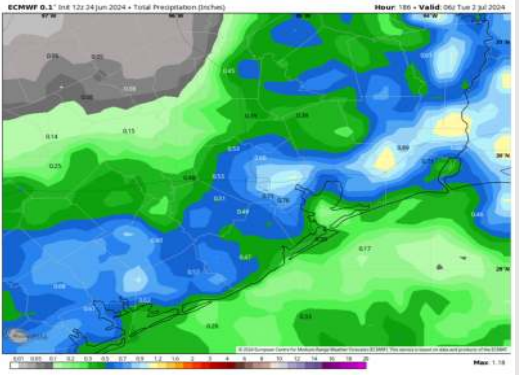
8-14 Day Temperature Departure



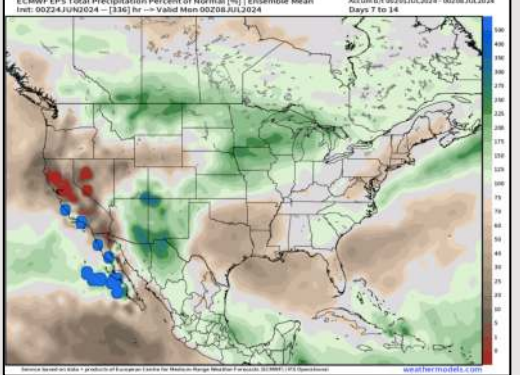
15-30 Day Temperature Departure



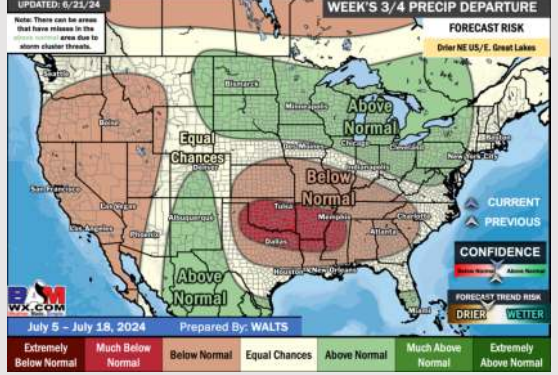
Next 7 Day Total Precipitation



8-14 Day % of Average Precip.



15-30 Day % of Average Precip.



- Temps are expected to be above normal for the week 1 timeframe. A drier week favored with only scattered rain/storm chances throughout the week.
- Below normal precipitation chances are at play during the week 2 timeframe. Temps are expected to be above normal for week 2.
- Near normal chances for precipitation and Above normal temperatures are favored in the weeks 3/4 timeframe.