

Houston Pilots Forecast Package

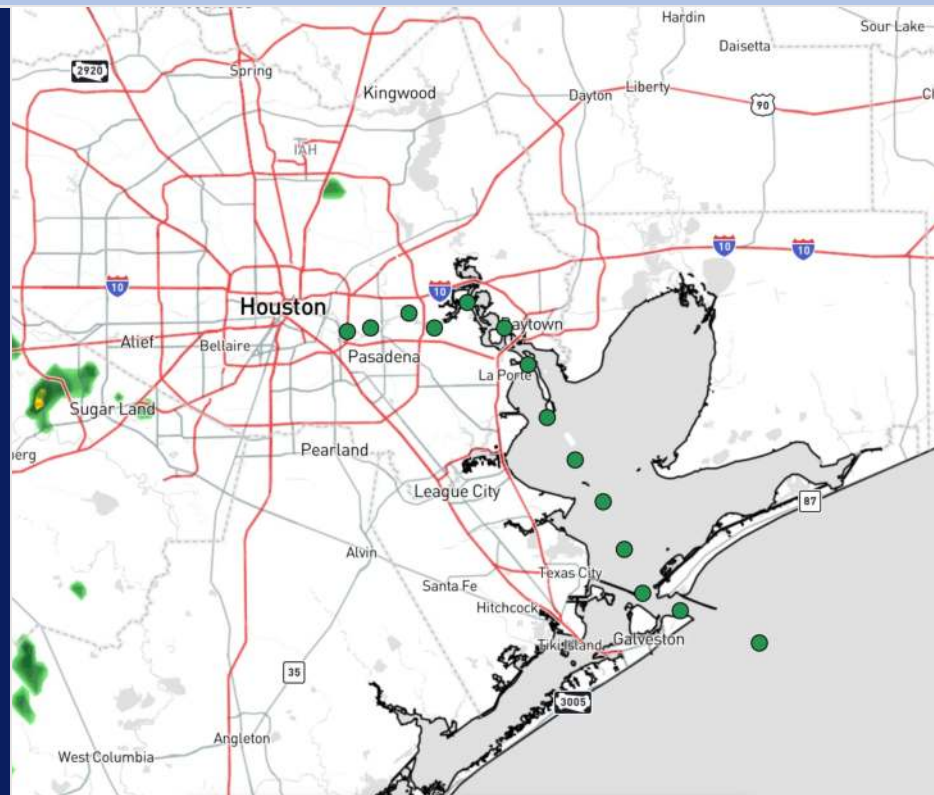


Updated: 12:45 PM CT
Monday, June 24, 2024

Forecaster: Hope Kleitsch

Weather Headlines

- Isolated to scattered rain showers persist through the next 3 days.
- Rather quiet and dry pattern takes shape for the week with minimal rain accumulations possible.
- Winds will remain calmer through the beginning of the week with max sustained winds not expected to exceed 18 kts.



Current Radar: 12:45 PM CT



As always, please do not hesitate to reach out to us with any forecast questions via the chat option on Clarity or our on-call number, **(317)-560-8122** press 1 for forecast questions.

Houston Pilots Tropical Update

European Model Next 10 Days - Tropical Tracks

ECMWF GULF EPS Cyclone Locations --> Next [10-days]
INIT: 00Z24JUN2024 --> UNTIL 00Z04JUL2024

o-o ENSEMBLE MEAN
o-o 1000 - 1010 hPa
o-o 980 - 999 hPa
o-o 960 - 979 hPa
o-o 950 - 959 hPa
o-o < 950 hPa



Monitoring a weak Tropical Depression in the far SW portion of the Gulf of Mexico through 6/24

Not favoring a direct impact with the Houston area.

Houston Pilots Visibility Chart (miles)



Forecast Confidence



Time	Mon 1pm	Mon 2pm	Mon 3pm	Mon 4pm	Mon 5pm	Mon 6pm	Mon 7pm	Mon 8pm	Mon 9pm	Mon 10pm	Mon 11pm	Tue 12am	Tue 1am	Tue 2am	Tue 3am	Tue 4am	Tue 5am	Tue 6am	Tue 7am	Tue 8am	Tue 9am	Tue 10am	Tue 11am	Tue 12pm
610 Bridge	10	10	10	10	10	10	10	10	10	10	10	10	10	10	10	10	7	7	5	7	10	10	10	10
Kinder 1	10	10	10	10	10	10	10	10	10	10	10	10	10	10	10	10	7	7	5	7	10	10	10	10
Greens Bayou	10	10	10	10	10	10	10	10	10	10	10	10	10	10	10	10	7	7	5	7	10	10	10	10
Shell Crude	10	10	10	10	10	10	10	10	10	10	10	10	10	10	10	10	7	7	5	7	10	10	10	10
Lynchburg Ferries	10	10	10	10	10	10	10	10	10	10	10	10	10	10	10	10	7	6	5	7	10	10	10	10
Exxon 3	10	10	10	10	10	10	10	10	10	10	10	10	10	10	10	10	7	7	5	7	10	10	10	10
Morgans Point	10	10	10	10	10	10	10	10	10	10	10	10	10	10	10	10	7	7	6	7	10	10	10	10
75/76	10	10	10	10	10	10	10	10	10	10	10	10	10	10	10	10	10	10	6	10	10	10	10	10
63/64	10	10	10	10	10	10	10	10	10	10	10	10	10	10	10	10	10	10	6	10	10	10	10	10
51/52	10	10	10	10	10	10	10	10	10	10	10	10	10	10	10	10	10	10	7	10	10	10	10	10
37/38	10	10	10	10	10	10	10	10	10	10	10	10	10	10	10	10	10	10	7	10	10	10	10	10
25/26	10	10	10	10	10	10	10	10	10	10	10	10	10	10	10	10	10	10	9	10	10	10	10	10
11/12	10	10	10	10	10	10	10	10	10	10	10	10	10	10	10	10	10	10	9	10	10	10	10	10
1 & 2 Bravo	10	10	10	10	10	10	10	10	10	10	10	10	10	10	10	10	10	10	9	10	10	10	10	10

NOTE: This is automated data that may/may not agree with the official BAM thinking that's found on the daily slides or special visibility report slides. This data should be used as a guide only

Houston Pilots Wind Chart



Forecast Confidence



Sustained wind 13 Knots
Gusts 18 Knots
Wind from the N

Example

WS: 13
G:18
N

Time Knots	Mon 1pm	Mon 2pm	Mon 3pm	Mon 4pm	Mon 5pm	Mon 6pm	Mon 7pm	Mon 8pm	Mon 9pm	Mon 10pm	Mon 11pm	Tue 12am	Tue 1am	Tue 2am	Tue 3am	Tue 4am	Tue 5am	Tue 6am	Tue 7am	Tue 8am	Tue 9am	Tue 10am	Tue 11am	Tue 12pm
610 Bridge	7	7	7	7	8	7	7	7	6	5	4	4	3	3	3	3	2	1	1	2	2	3	4	5
	13	14	14	15	15	15	14	13	11	10	9	8	8	6	6	5	4	4	4	4	6	6	8	10
	SE	SE	SE	SE	SE	SE	SSE	SSE	SSE	SSE	SSE	SSE	S	S	S	S	S	SSE	SSE	SSE	S	SSE	SSE	SSE
Kinder 1	7	7	7	8	8	7	7	7	6	5	4	4	3	3	3	2	2	1	1	2	2	3	4	5
	13	14	14	15	15	14	14	12	11	10	9	8	8	6	6	6	5	4	4	4	6	6	8	10
	SE	SE	SE	SE	SE	SE	SSE	SSE	SSE	SSE	SSE	SSE	S	S	S	S	S	SSE	SSE	SSE	S	S	SSE	SSE
Greens Bayou	7	7	7	7	7	7	7	6	5	5	4	3	3	3	3	2	1	1	1	1	2	3	4	5
	13	13	14	14	15	14	14	12	11	10	9	8	7	6	6	6	5	4	4	4	5	6	8	10
	SE	SE	SE	SE	SE	SE	SE	SSE	SSE	SSE	SSE	S	S	S	S	S	S	S	SSE	SSE	SSE	S	SSE	SSE
Shell Crude	7	7	7	7	7	7	7	6	5	5	4	3	3	3	3	2	2	1	1	1	2	3	4	5
	13	13	14	14	15	14	13	12	11	10	9	8	8	6	6	6	5	4	4	4	6	6	8	10
	SE	SE	SE	SE	SE	SE	SE	SSE	SSE	SSE	SSE	S	S	S	S	S	S	S	SSE	SSE	S	S	SSE	SSE
Lynchburg Ferries	7	7	7	8	8	7	7	6	5	5	4	3	3	3	2	2	1	1	1	1	2	3	4	5
	13	13	14	14	15	14	14	12	11	10	9	8	7	6	6	6	4	4	4	4	5	6	8	10
	SE	SE	SE	SE	SE	SE	SSE	SSE	SSE	SSE	SSE	S	S	S	S	S	S	S	SSE	S	S	SSE	SSE	SSE
Exxon 3	8	9	9	10	10	10	10	9	9	8	7	7	7	6	5	5	4	3	3	3	3	5	5	7
	14	14	15	15	16	15	15	14	13	12	11	10	10	9	8	7	6	6	5	5	6	7	9	11
	SE	SE	SE	SE	SSE	SSE	SSE	SSE	SSE	SSE	SSE	S	S	S	S	S	S	S	S	S	S	SSE	SSE	SSE
Morgans Point	8	9	9	10	10	10	9	9	8	7	7	7	7	6	5	5	4	3	3	3	4	5	5	7
	14	14	15	15	16	15	15	13	13	12	11	10	10	9	8	7	6	6	6	6	6	8	9	11
	SE	SE	SE	SE	SSE	SSE	SSE	SSE	SSE	SSE	S	S	S	S	S	S	S	S	S	S	S	SSE	SSE	SE
75/76	8	9	9	9	10	10	10	9	9	9	8	8	8	7	7	6	5	4	4	4	5	5	6	7
	14	14	15	15	16	15	15	14	13	13	12	12	12	10	9	9	7	6	6	6	7	8	10	12
	SE	SE	SE	SE	SSE	SSE	SSE	SSE	SSE	SSE	S	S	S	S	S	S	S	S	S	S	S	SSE	SSE	SE
63/64	8	8	9	9	9	9	9	9	9	8	8	8	7	7	7	6	5	5	4	4	5	5	6	7
	14	14	14	15	15	15	14	13	13	13	12	12	12	11	10	9	7	6	6	7	7	8	10	12
	SE	SE	SE	SE	SSE	SSE	SSE	SSE	SSE	SSE	S	S	S	S	S	S	S	S	S	S	S	SSE	SSE	SE
51/52	8	8	8	9	9	9	9	9	9	8	8	8	9	7	7	7	5	5	5	5	5	5	6	7
	13	13	13	14	14	14	13	13	13	13	12	12	12	11	10	9	8	7	7	7	7	9	10	12
	SE	SE	SE	SE	SE	SSE	SSE	SSE	SSE	SSE	SSE	S	S	S	S	S	S	S	S	S	S	SSE	SSE	SSE
37/38	7	8	8	9	9	9	9	9	9	8	8	9	9	8	7	7	6	5	5	5	5	5	6	7
	13	13	13	14	14	13	13	13	13	12	12	12	12	11	10	10	9	8	7	7	8	9	10	11
	SE	SE	SE	SE	SE	SSE	SSE	SSE	SSE	SSE	SSE	S	S	S	S	S	S	S	S	S	S	SSE	SSE	SSE
25/26	8	8	8	9	9	9	8	8	8	8	8	8	7	7	7	6	5	5	5	5	5	5	7	7
	13	12	13	13	13	13	13	12	12	12	12	12	12	11	10	10	9	8	7	7	8	9	10	11
	SE	SE	SE	SE	SE	SSE	SSE	SSE	SSE	SSE	SSE	SSE	S	S	S	S	S	S	S	S	S	SSE	S	SSE
11/12	8	8	8	8	8	8	8	7	7	7	7	7	7	7	7	6	5	5	5	5	5	5	6	7
	12	12	13	13	13	13	12	12	12	12	12	12	12	11	10	10	9	8	7	8	8	9	10	11
	SE	SE	SE	SE	SE	SSE	SSE	SSE	SSE	SSE	SSE	SSE	S	S	S	S	S	S	S	S	S	SSE	SSE	SSE
1 & 2 Bravo	7	7	7	8	8	8	8	8	9	9	9	9	9	9	8	8	7	6	6	6	6	6	7	7
	11	11	12	13	12	13	13	12	13	13	13	13	13	13	12	11	10	9	8	8	8	9	10	10
	SE	SE	SE	SE	SE	SSE	SSE	SSE	SSE	SSE	SSE	SSE	S	S	S	S	S	S	S	S	SSE	SSE	SSE	SSE

NOTE: This is automated data that may/may not agree with the official BAM thinking that's found on the daily slides. This data should be used as a guide only.

Houston Pilots: Mon. 6/24/2024



Forecast Discussion

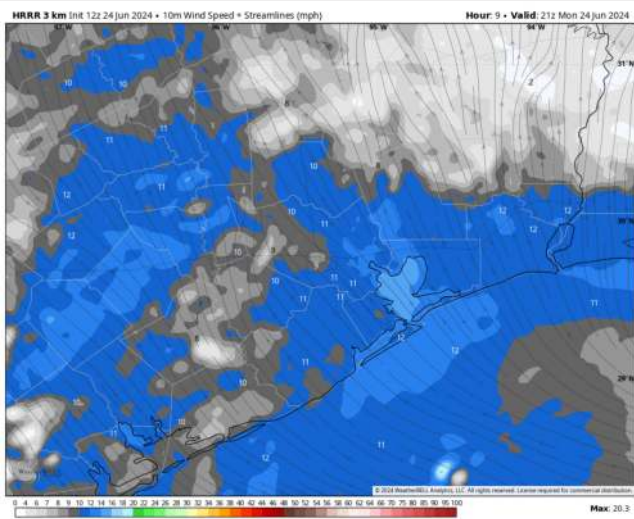
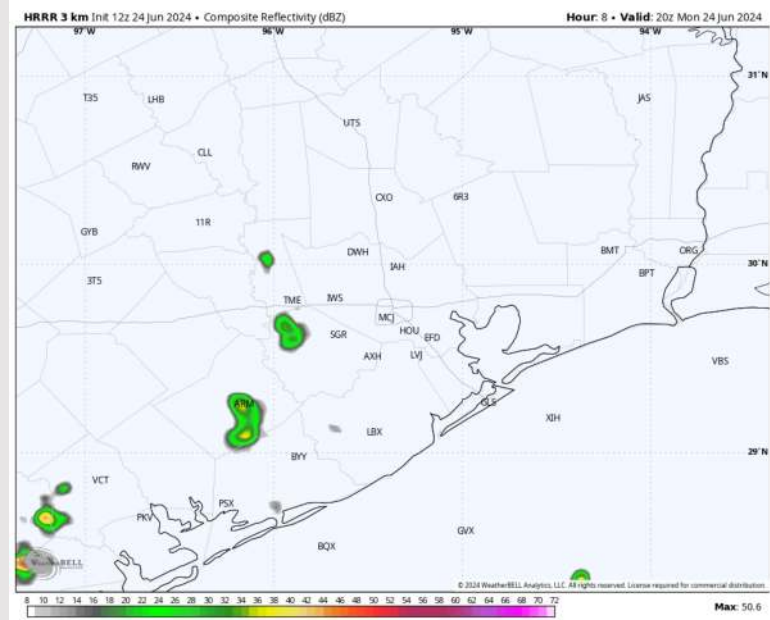
Precip: Very isolated chance of a passing shower (10%) through 5 PM. Any shower that does pass through should be light in nature. After 5 PM, dry conditions are favored for the rest of the night.

Wind: Winds out of the S/SE throughout the rest of the day. **N of Morgan's Point:** Winds at 7 – 10 kts through 9 PM before decreasing to 3 – 7 kts for the rest of the night. **S of Morgan's Point:** Winds at 9 – 15 kts for the remainder of MON.

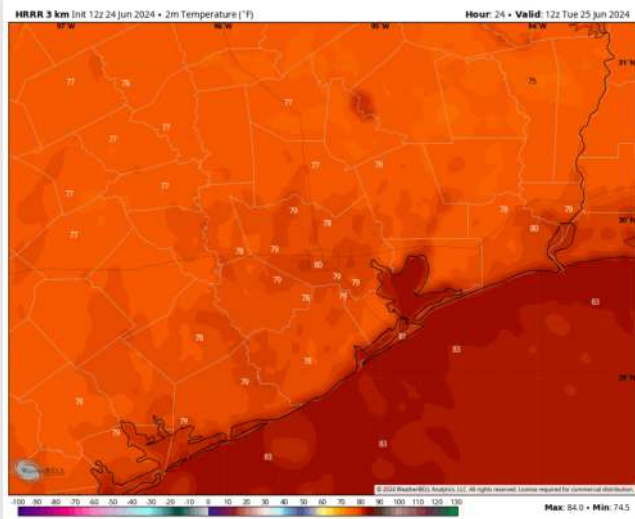
Low Temps: **N of Morgan's Point:** Upper 70s to Lower 80s F. **S of Morgan's Point:** Mid 80s F

Visibility: Not anticipating any fog concerns for today.

Precip Image: 3 PM CT



Wind Speed:
4 PM CT



Low Temps
TUE AM

Houston Pilots: Tue. 6/25/2024



Forecast Discussion

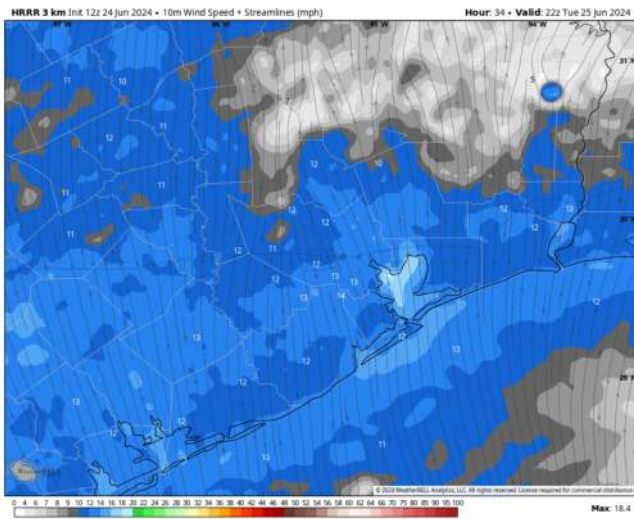
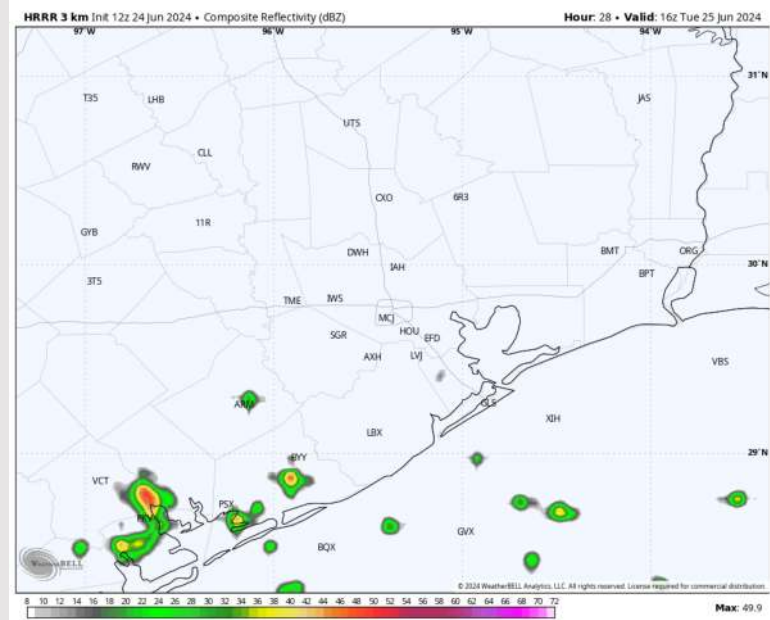
Precip: Isolated (20%) rain chances possible between 10 AM and 7 PM.

Wind: Winds expected to be out of the S throughout Tuesday. **N of Morgan's Point:** Favoring winds at 3 – 8 kts through 2 PM, increasing to 6-12 kts after that time. **S of Morgan's Point:** Favoring winds at 5– 11 kts through 11 AM before increasing to 9 – 17 kts through the remainder of the TUE.

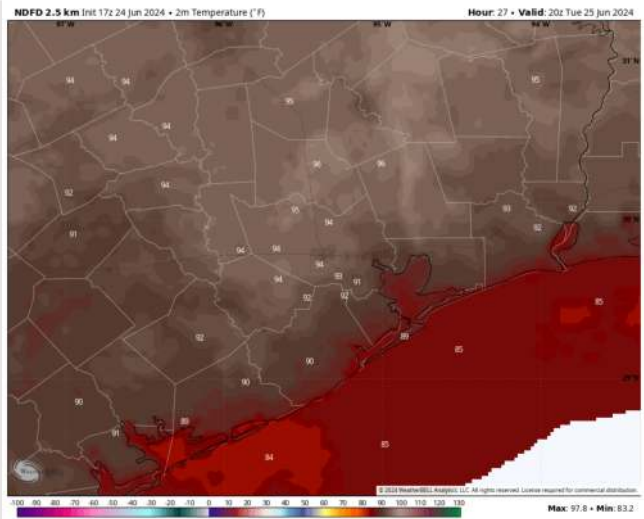
High Temps: **N of Morgan's Point:** Low 90s F. **S of Morgan's Point:** Mid to upper 80s F

Visibility: Not favoring any fog concerns for Tuesday.

Precip Image: 4 PM CT



Wind Speed
5 PM CT



High Temps
Tuesday

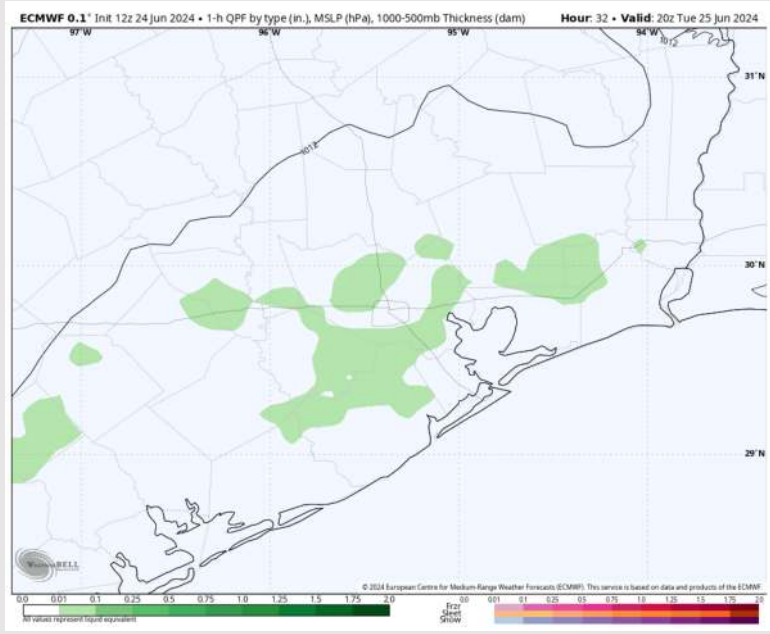
Houston Pilots: Wed. 6/26/2024



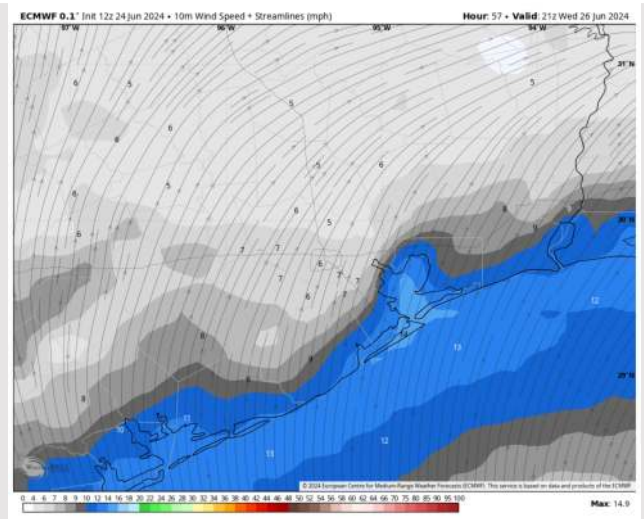
Forecast Discussion

- Precip:** Scattered rain showers (30%) will be possible throughout the day until 7 PM. Showers will be light in nature, however, we cannot completely rule out an isolated heavier shower.
- Wind:** Winds will be out of the S/SW throughout WED. **N of Morgan's Point:** Winds will be at 3-8 kts throughout WED. **S of Morgan's Point:** Winds at 8-12 kts through 1 PM before increasing slightly to 12-18 kts for the remainder of the day.
- High Temps:** **N of Morgan's Point:** Low to mid 90s F. **S of Morgan's Point:** Mid to upper 80s F
- Visibility:** Not anticipating any fog concerns for Wednesday.

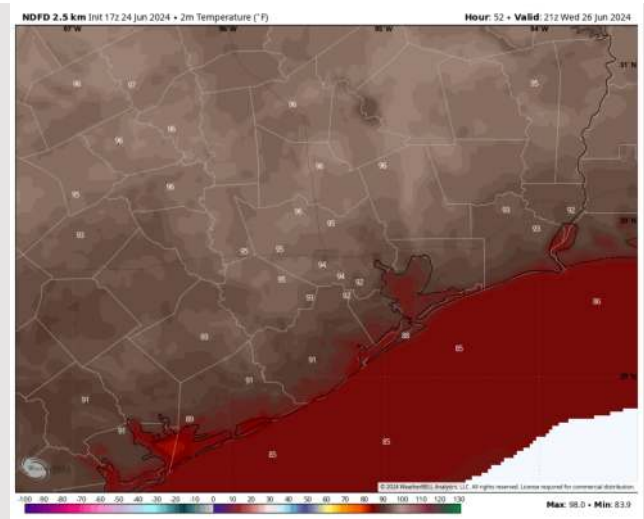
Precip Image: 3 PM CT



Wind Speed:
4 PM CT

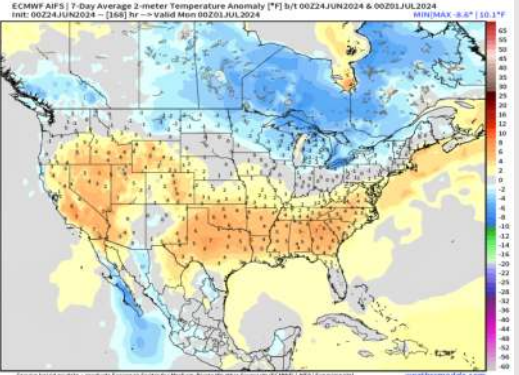


High Temps
Wednesday

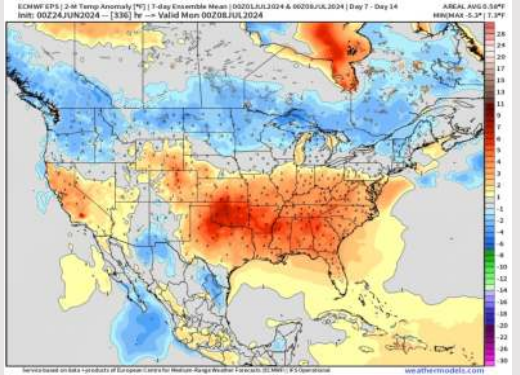


Houston Pilots: 6/24/24

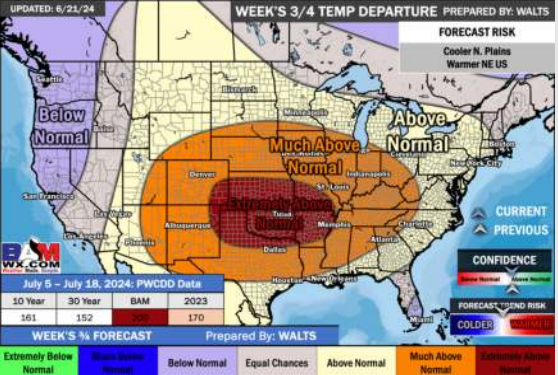
Next 7 Day Temperature Departure



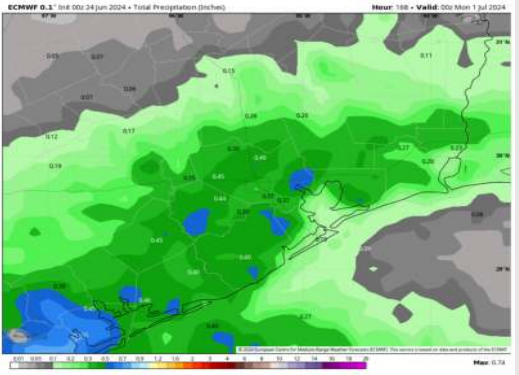
8-14 Day Temperature Departure



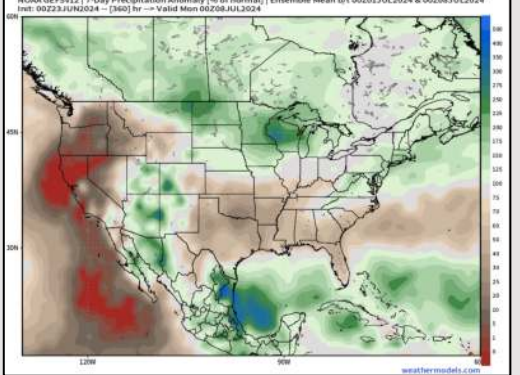
15-30 Day Temperature Departure



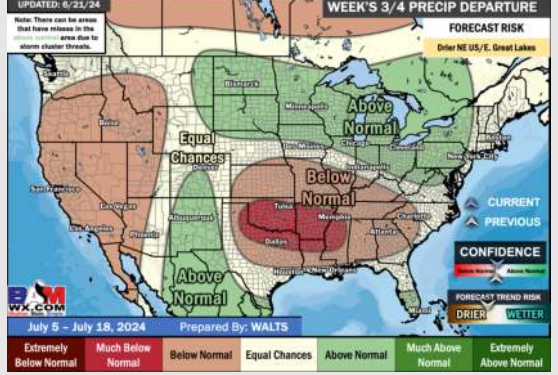
Next 7 Day Total Precipitation



8-14 Day % of Average Precip.



15-30 Day % of Average Precip.



- Temps are expected to be slightly above normal for the week 1 timeframe. The next heaviest shot of rain will move in mid to late next week.
- Below normal precipitation chances are at play during the week 2 timeframe. Temps are expected to be slightly above normal for week 2.
- Near normal chances for precipitation and Above normal temperatures are favored in the weeks 3/4 timeframe.