

Houston Pilots Forecast Package



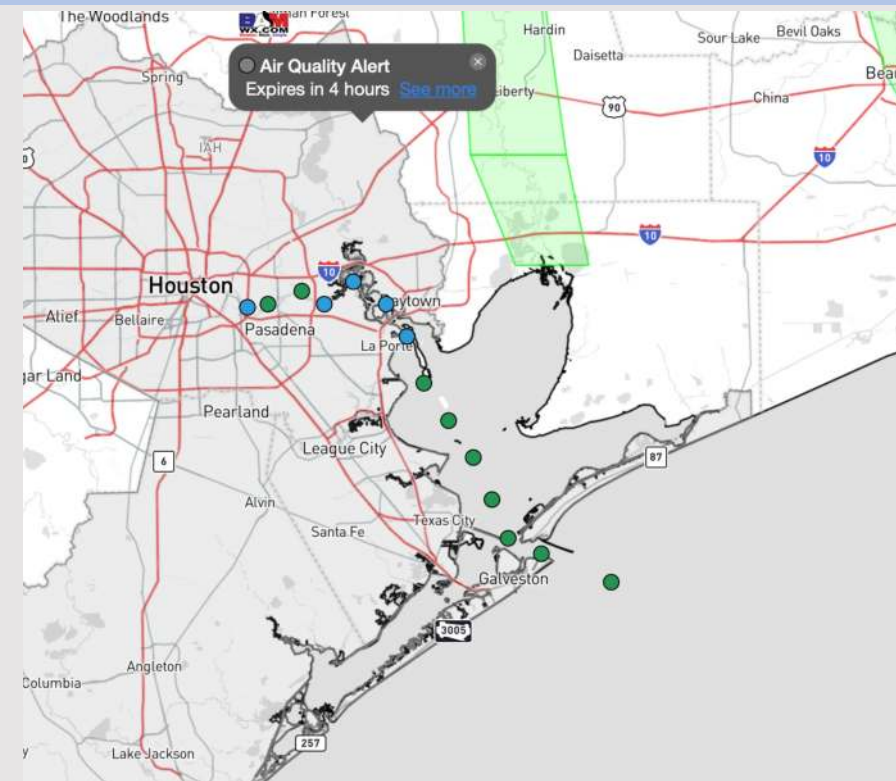
Updated: 2:30 PM CT

Friday, June 7, 2024

Forecaster: Alyssa Elliott

Weather Headlines

- Winds to remain relatively calm and out of the SE as we move into the weekend.
- Favoring dry conditions moving into the weekend with precip chances returning midday SUN.
- Low end risk for patchy fog W of Galveston SAT AM. Not anticipating impacts to stations.



Current Radar: 2:30 PM CT



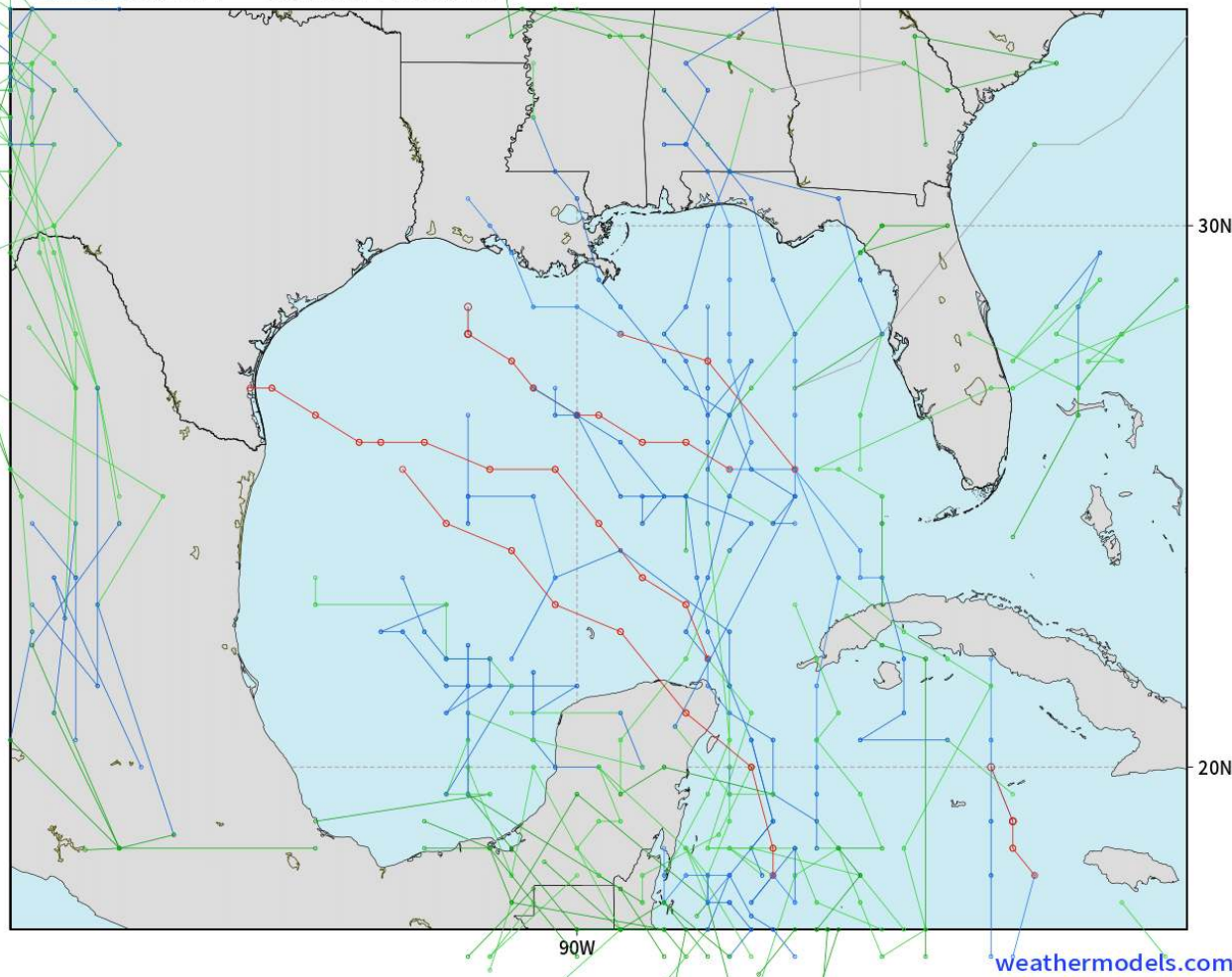
As always, please do not hesitate to reach out to us with any forecast questions via the chat option on Clarity or our on-call number, **(317)-560-8122** press **1** for forecast questions.

Houston Pilots Tropical Update

American Model Next 10 Days - Tropical Tracks

NOAA GEFSv12 | All Ensemble Cyclones +240 Hours
INIT: 12Z07JUN2024 --> UNTIL 12Z17JUN2024

o-o > 1010 hPa
o-o 1000 - 1010 hPa
o-o 980 - 999 hPa
o-o 960 - 979 hPa
o-o 950 - 959 hPa
o-o < 950 hPa



Monitoring low-end potential for a disorganized area of low pressure to work NE across the E Gulf of Mexico from 6/14- 6/18.

At this time, impacts are not favored for the Houston Area.

Houston Pilots Visibility Chart (miles)



Forecast Confidence



Time	Fri 3pm	Fri 4pm	Fri 5pm	Fri 6pm	Fri 7pm	Fri 8pm	Fri 9pm	Fri 10pm	Fri 11pm	Sat 12am	Sat 1am	Sat 2am	Sat 3am	Sat 4am	Sat 5am	Sat 6am	Sat 7am	Sat 8am	Sat 9am	Sat 10am	Sat 11am	Sat 12pm	Sat 1pm	Sat 2pm
610 Bridge	10	10	10	10	10	10	10	10	10	10	10	10	10	10	10	10	6	10	10	10	10	10	10	10
Kinder 1	10	10	10	10	10	10	10	10	10	10	10	10	10	10	10	10	6	10	10	10	10	10	10	10
Greens Bayou	10	10	10	10	10	10	10	10	10	10	10	10	10	10	10	10	6	10	10	10	10	10	10	10
Shell Crude	10	10	10	10	10	10	10	10	10	10	10	10	10	10	10	10	7	10	10	10	10	10	10	10
Lynchburg Ferries	10	10	10	10	10	10	10	10	10	10	10	10	10	10	10	10	6	10	10	10	10	10	10	10
Exxon 3	10	10	10	10	10	10	10	10	10	10	10	10	10	10	10	10	7	10	10	10	10	10	10	10
Morgans Point	10	10	10	10	10	10	10	10	10	10	10	10	10	10	10	10	6	10	10	10	10	10	10	10
75/76	10	10	10	10	10	10	10	10	10	10	10	10	10	10	10	10	6	10	10	10	10	10	10	10
63/64	10	10	10	10	10	10	10	10	10	10	10	10	10	10	10	10	6	10	10	10	10	10	10	10
51/52	10	10	10	10	10	10	10	10	10	10	10	10	10	10	10	10	7	10	10	10	10	10	10	10
37/38	10	10	10	10	10	10	10	10	10	10	10	10	10	10	10	10	7	10	10	10	10	10	10	10
25/26	10	10	10	10	10	10	10	10	10	10	10	10	10	10	10	10	9	10	10	10	10	10	10	10
11/12	10	10	10	10	10	10	10	10	10	10	10	10	10	10	10	10	9	10	10	10	10	10	10	10
1 & 2 Bravo	10	10	10	10	10	10	10	10	10	10	10	10	10	10	10	10	9	10	10	10	10	10	9	10

NOTE: This is automated data that may/may not agree with the official BAM thinking that's found on the daily slides or special visibility report slides. This data should be used as a guide only

Houston Pilots Wind Chart



Forecast Confidence



Sustained wind 13 Knots
Gusts 18 Knots
Wind from the N

Example

WS: 13
G:18
N

Time Knots	Fri 3pm	Fri 4pm	Fri 5pm	Fri 6pm	Fri 7pm	Fri 8pm	Fri 9pm	Fri 10pm	Fri 11pm	Sat 12am	Sat 1am	Sat 2am	Sat 3am	Sat 4am	Sat 5am	Sat 6am	Sat 7am	Sat 8am	Sat 9am	Sat 10am	Sat 11am	Sat 12pm	Sat 1pm	Sat 2pm
610 Bridge	5 10 ESE	6 11 ESE	6 11 ESE	6 11 ESE	6 11 SE	5 10 SSE	5 9 SSE	4 8 SSE	3 7 S	3 7 S	3 6 S	2 5 S	2 5 SSW	1 4 S	1 4 S	1 4 SSE	2 5 SSE	3 6 SSE	4 9 SSE	5 11 SSE	7 14 SSE	8 17 SSE	9 17 SSE	
Kinder 1	5 10 ESE	6 11 ESE	6 11 ESE	6 11 SE	5 10 SSE	5 9 SSE	4 8 SSE	3 7 S	3 6 S	3 5 S	2 4 S	2 3 S	1 2 SSW	1 1 S	1 1 SSE	2 3 SSE	3 4 SSE	4 5 SSE	5 6 SSE	7 9 SSE	8 11 SSE	9 14 SSE	9 17 SSE	
Greens Bayou	5 10 ESE	5 11 ESE	5 10 ESE	5 11 SE	5 10 SSE	5 9 SSE	4 8 SSE	4 7 S	3 6 S	3 5 S	2 4 S	2 3 S	2 1 SSW	1 1 S	1 1 SSE	2 3 SSE	3 4 SSE	4 5 SSE	5 6 SSE	7 9 SSE	8 11 SSE	9 14 SSE	9 16 SSE	
Shell Crude	5 10 ESE	5 10 ESE	5 11 ESE	5 11 SE	5 10 SSE	4 9 SSE	3 8 SSE	3 7 S	3 6 S	2 5 S	2 4 S	2 3 S	2 1 SSW	1 1 S	1 1 SSE	2 3 SSE	3 4 SSE	4 5 SSE	5 6 SSE	7 9 SSE	8 11 SSE	9 13 SSE	9 16 SSE	
Lynchburg Ferries	5 10 ESE	5 10 ESE	5 11 SE	5 11 SE	5 10 SSE	4 9 SSE	3 8 SSE	3 7 S	3 6 S	2 5 S	1 4 S	1 3 S	1 2 S	1 1 S	1 1 SSE	2 3 SSE	3 4 SSE	4 5 SSE	5 6 SSE	7 9 SSE	8 11 SSE	9 14 SSE	9 16 SSE	
Exxon 3	6 11 SE	7 12 SE	7 12 SE	7 12 SE	8 11 SSE	7 10 SSE	7 9 SSE	6 8 S	5 7 S	5 6 S	4 3 S	4 3 S	3 2 SSW	3 2 S	3 1 SSE	3 1 SSE	3 1 SSE	4 2 SSE	4 3 SSE	5 4 SSE	7 6 SSE	8 5 SSE	9 4 SSE	
Morgans Point	6 11 SE	7 12 SE	7 12 SE	8 11 SSE	7 10 SSE	7 9 SSE	6 8 S	5 7 S	5 6 S	4 3 S	4 3 S	3 2 SSW	3 2 S	3 1 SSE	3 1 SSE	3 1 SSE	4 2 SSE	4 3 SSE	5 4 SSE	7 6 SSE	8 5 SSE	9 4 SSE	9 4 SSE	
75/76	6 11 SE	7 12 SE	7 12 SE	8 11 SSE	7 10 SSE	7 9 SSE	6 8 S	5 7 S	5 6 S	4 3 S	4 3 S	3 2 SSW	3 2 S	3 1 SSE	3 1 SSE	3 1 SSE	4 2 SSE	4 3 SSE	5 4 SSE	7 6 SSE	8 5 SSE	9 4 SSE	9 4 SSE	
63/64	5 10 SE	6 11 SE	6 11 SE	7 10 SSE	6 9 SSE	6 8 SSE	5 7 S	5 6 S	4 3 S	4 3 S	3 2 SSW	3 2 S	3 1 SSE	3 1 SSE	3 1 SSE	4 2 SSE	4 3 SSE	5 4 SSE	7 6 SSE	8 5 SSE	9 4 SSE	9 4 SSE		
51/52	5 10 SE	6 11 SE	6 11 SE	7 10 SSE	6 9 SSE	6 8 SSE	5 7 S	5 6 S	4 3 S	4 3 S	3 2 SSW	3 2 S	3 1 SSE	3 1 SSE	3 1 SSE	4 2 SSE	4 3 SSE	5 4 SSE	7 6 SSE	8 5 SSE	9 4 SSE	9 4 SSE		
37/38	5 10 ESE	6 11 SE	6 10 SE	7 9 SSE	6 8 SSE	6 7 SSE	5 6 S	5 4 S	4 3 S	4 3 S	3 2 SSW	3 2 S	3 1 SSE	3 1 SSE	3 1 SSE	4 2 SSE	4 3 SSE	5 4 SSE	7 6 SSE	8 5 SSE	9 4 SSE	9 4 SSE		
25/26	5 9 ESE	6 10 ESE	6 10 SE	7 9 SSE	6 8 SSE	6 7 SSE	5 6 S	5 4 S	4 3 S	4 3 S	3 2 SSW	3 2 S	3 1 SSE	3 1 SSE	3 1 SSE	4 2 SSE	4 3 SSE	5 4 SSE	7 6 SSE	8 5 SSE	9 4 SSE	9 4 SSE		
11/12	5 9 ESE	6 10 SE	6 10 SE	7 9 SSE	6 8 SSE	6 7 SSE	5 6 S	5 4 S	4 3 S	4 3 S	3 2 SSW	3 2 S	3 1 SSE	3 1 SSE	3 1 SSE	4 2 SSE	4 3 SSE	5 4 SSE	7 6 SSE	8 5 SSE	9 4 SSE	9 4 SSE		
1 & 2 Bravo	5 8 E	5 9 ESE	6 9 ESE	6 10 SE	7 10 SE	6 10 SSE	6 10 SSE	6 10 SSE	6 8 SSE	6 8 SSE	5 8 SSE	5 8 SSE	5 8 SSE	4 7 SSE	4 7 SSE	5 7 SSE	5 7 SSE	5 7 SSE	6 8 SSE	7 9 SSE	7 10 SSE	8 11 SSE	8 13 SSE	

NOTE: This is automated data that may/may not agree with the official BAM thinking that's found on the daily slides. This data should be used as a guide only.

Houston Pilots: Fri. 6/7/2024



Forecast Discussion

Precip: Favoring dry conditions throughout the rest of the day.

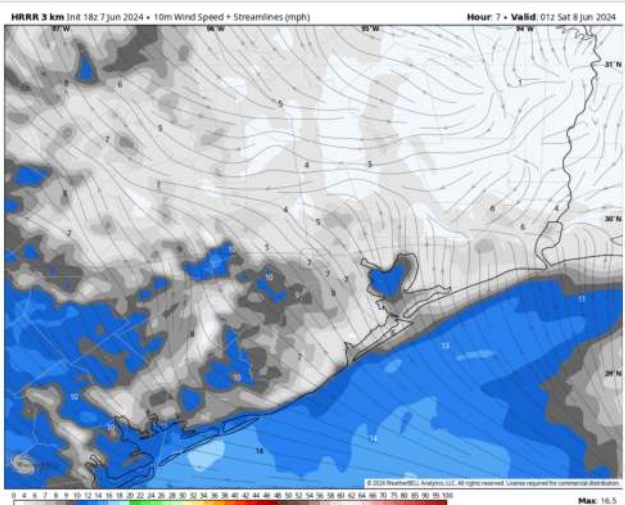
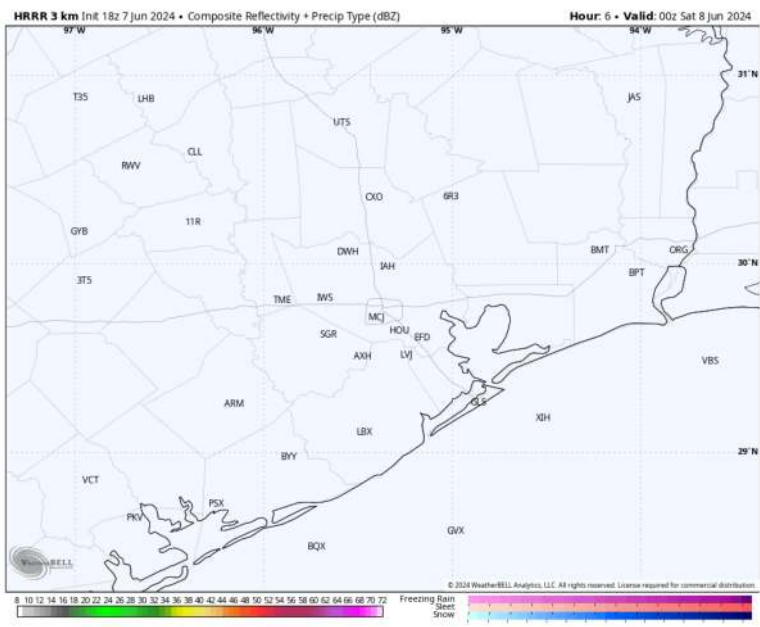
Wind: Variable winds will shift to be out of the SE by 4 PM, gradually shifting to be out of the S then through the overnight.

N of Morgan's Point: Favoring winds at 2 - 7 kts throughout the PM. **S of Morgan's Point:** Favoring winds at 8 - 13 kts for the rest of the afternoon.

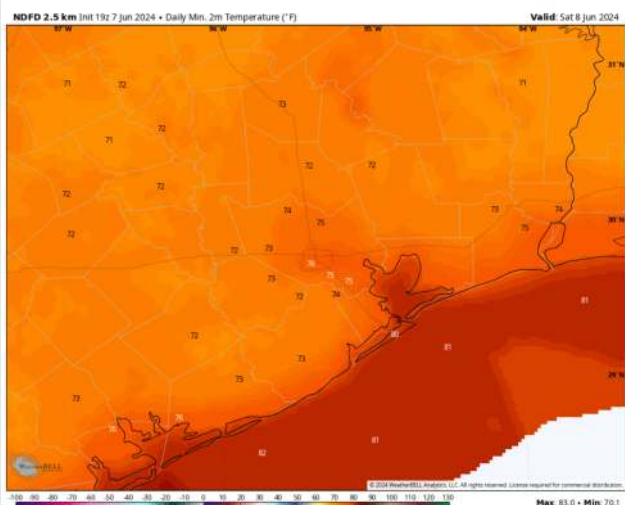
Low Temps: **N of Morgan's Point:** Mid 70's F. **S of Morgan's Point:** Low 80s F.

Visibility: Not anticipating any fog risk this PM.

Precip Image: 7 PM CT



Wind Speed
8 PM CT



Low Temps
SAT AM

Houston Pilots: sat. 6/8/2024



Forecast Discussion

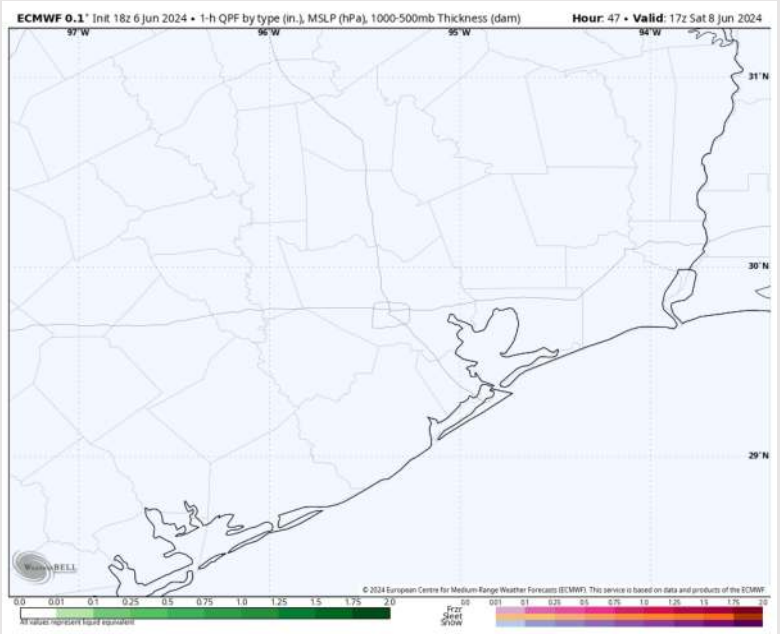
Precip Image: 12 PM CT

Precip: Favoring dry conditions throughout the day on Saturday.

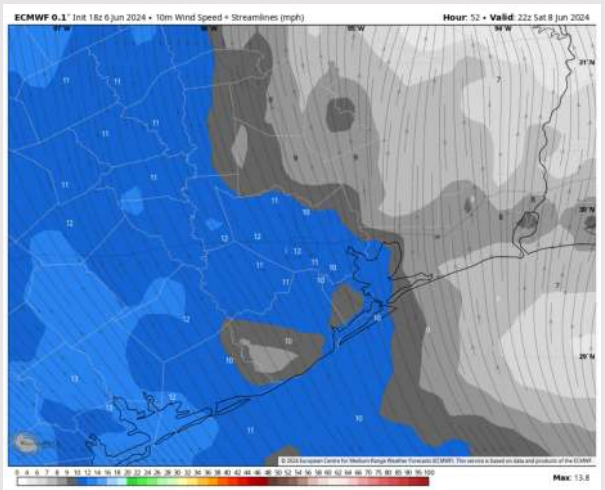
Wind: Winds generally out of the SE throughout the day. **N of Morgan's Point:** Winds will be at 2 – 5 kts to start the day and slowly increase to 5 - 10 kts by 12 PM, remaining there for the rest of the day. **S of Morgan's Point:** Winds at 6 – 11 kts favored throughout the day.

High Temps: **N of Morgan's Point:** Mid 90s F. **S of Morgan's Point:** Mid 80s F.

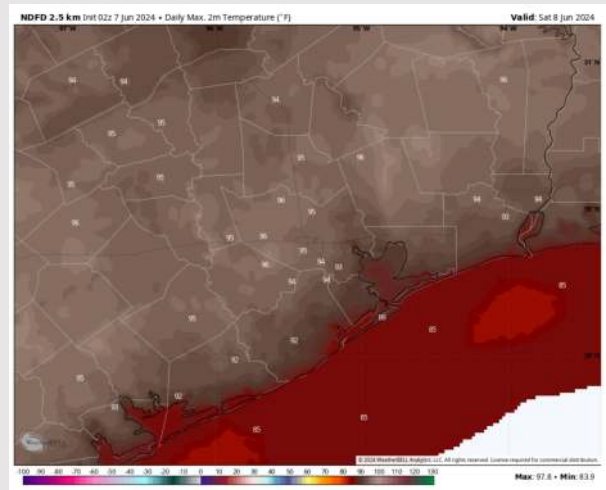
Visibility: Monitoring a low-end patchy fog risk W. of Galveston SAT AM. Not anticipating any visibility issues for stations.



Wind Speed:
5 PM CT



High Temps
Saturday



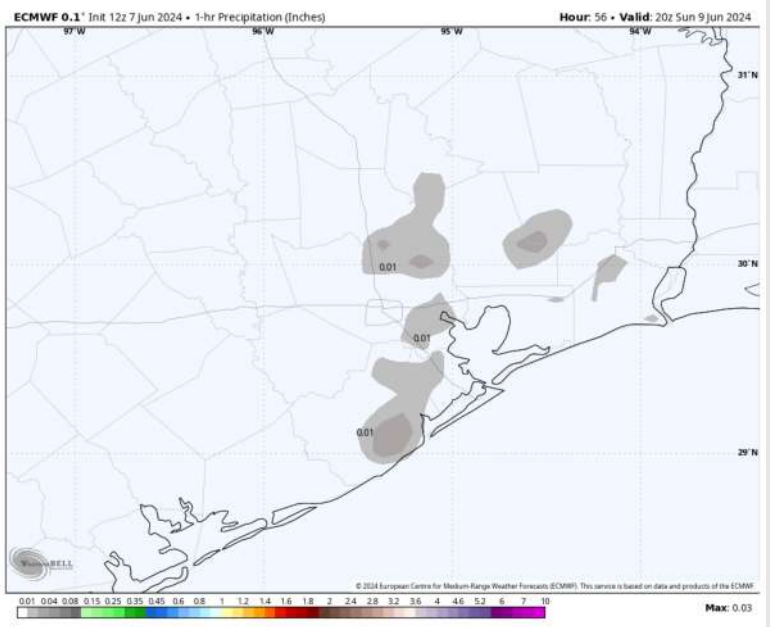
Houston Pilots: Sun. 6/9/2024



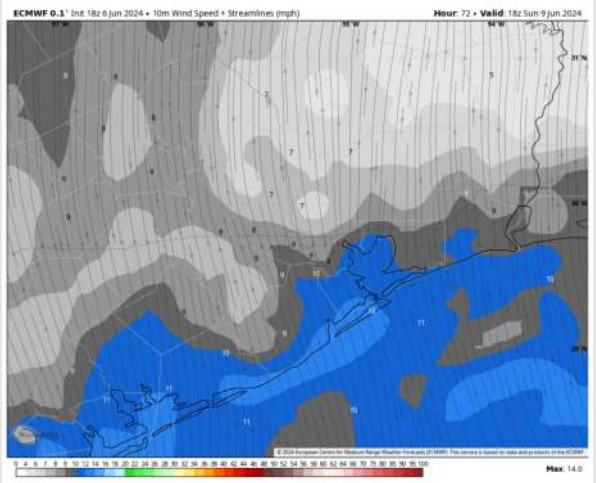
Forecast Discussion

- Precip:** Hit/miss showers (30%) possible between 9 AM and 6 PM. After 6 PM favoring dry conditions.
- Wind:** Winds out of the S/SE throughout the day on Sunday. **N of Morgan's Point:** Winds at 3 – 8 kts throughout Sunday. **S of Morgan's Point:** Winds at 8 - 13 kts throughout Sunday.
- High Temps:** **N of Morgan's Point:** Low 90s F **S of Morgan's Point:** Mid-Upper 80s F.
- Visibility:** Not favoring any visibility concerns for Sunday.

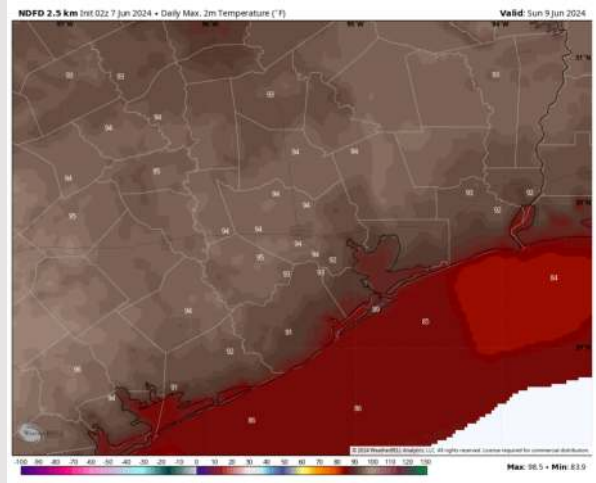
Precip Image: 3 PM CT



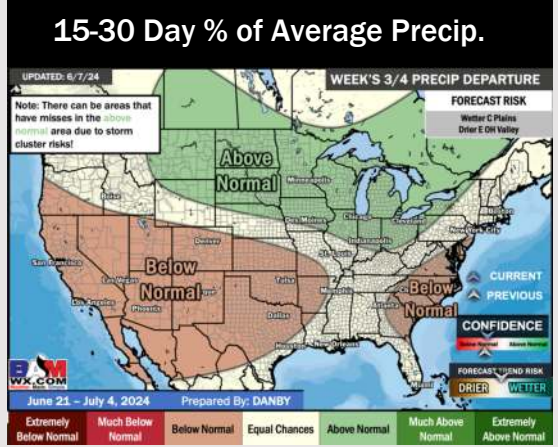
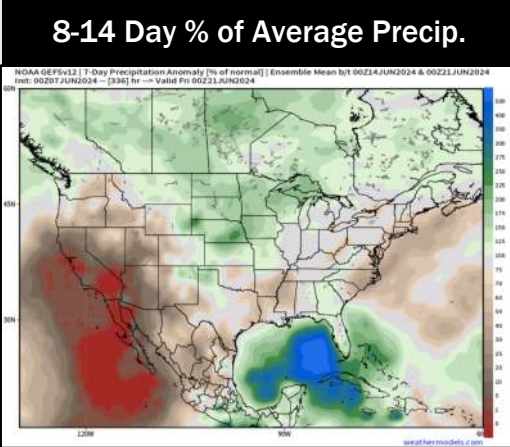
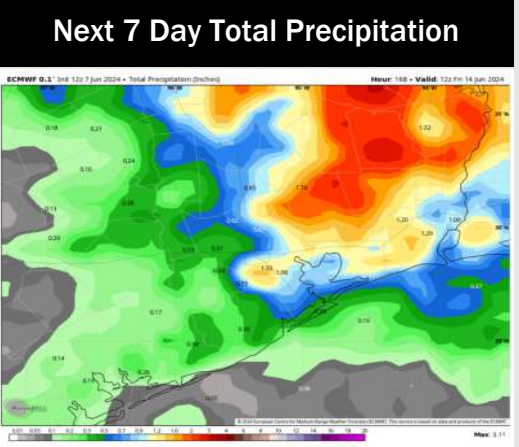
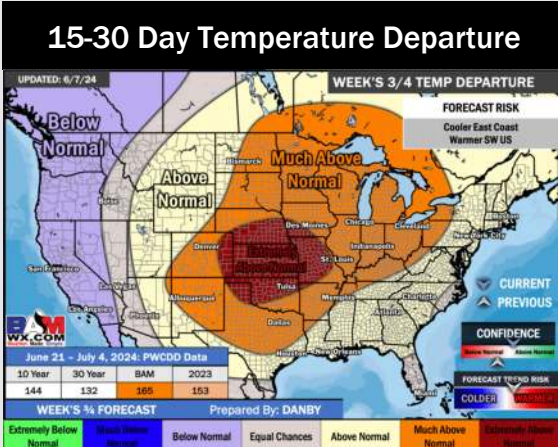
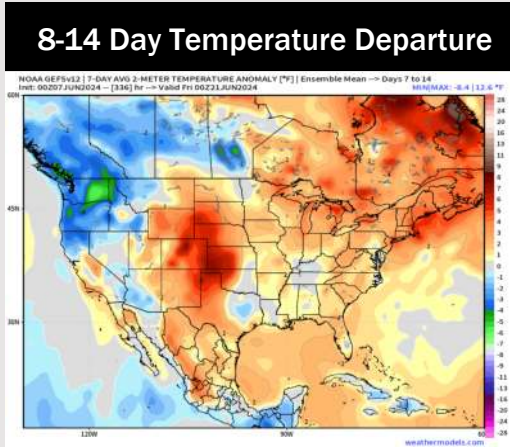
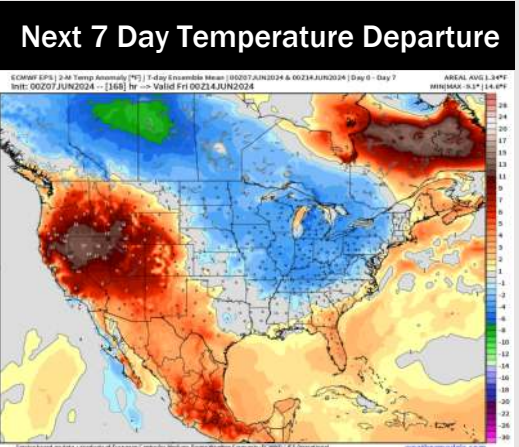
Wind Speed:
1 PM CT



High Temps
Sunday



Houston Pilots: 6/7/24



- Temps are expected to be near normal for the week 1 timeframe. Favoring dry conditions for the end of the week and into the weekend. Next best chances of precip will come SUN midday with chances continuing into the start of the week.
- Below normal precipitation chances are at play during the week 2 timeframe. Temps are expected to be near to slightly above normal.
- Near normal chances for precipitation are favored in the weeks 3/4 timeframe while temperatures are expected to be above normal.