

# Houston Pilots Forecast Package



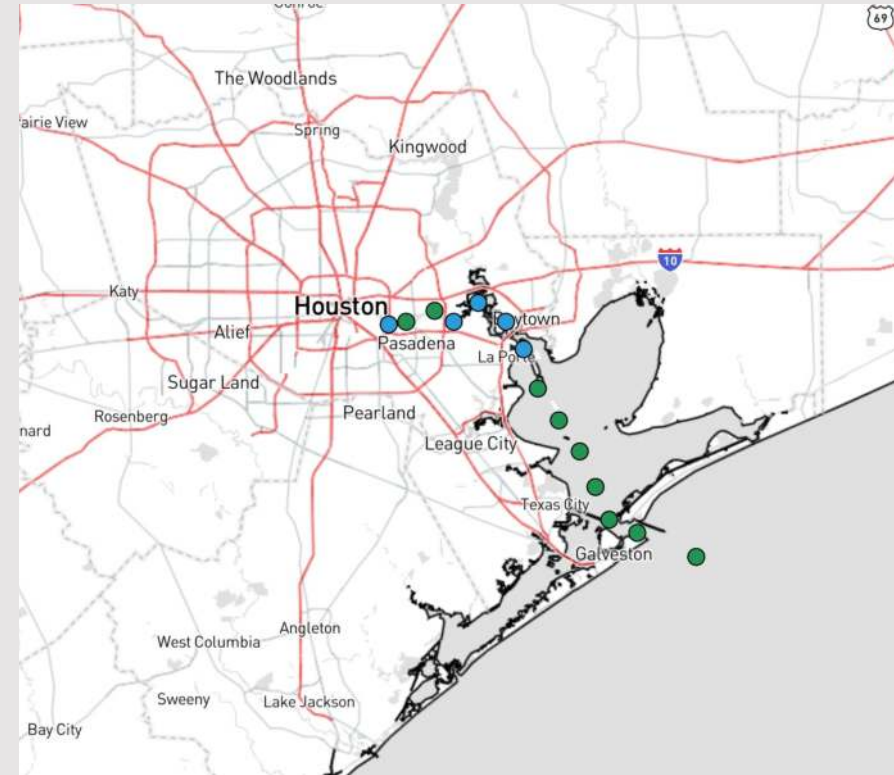
Updated: 10:00 PM CT

Thursday, June 6, 2024

Forecaster: Tyler Riggles

## Weather Headlines

- Winds to remain relatively calm throughout the end of the week and into the weekend, only brief periods of elevated winds.
- Favoring dry conditions for the end of the week and to start the weekend, with precip chances returning midday SUN.
- Low end risk for patchy fog W. of Stations this morning. Not anticipating impacts to stations.



Current Radar: 10:00 PM CT



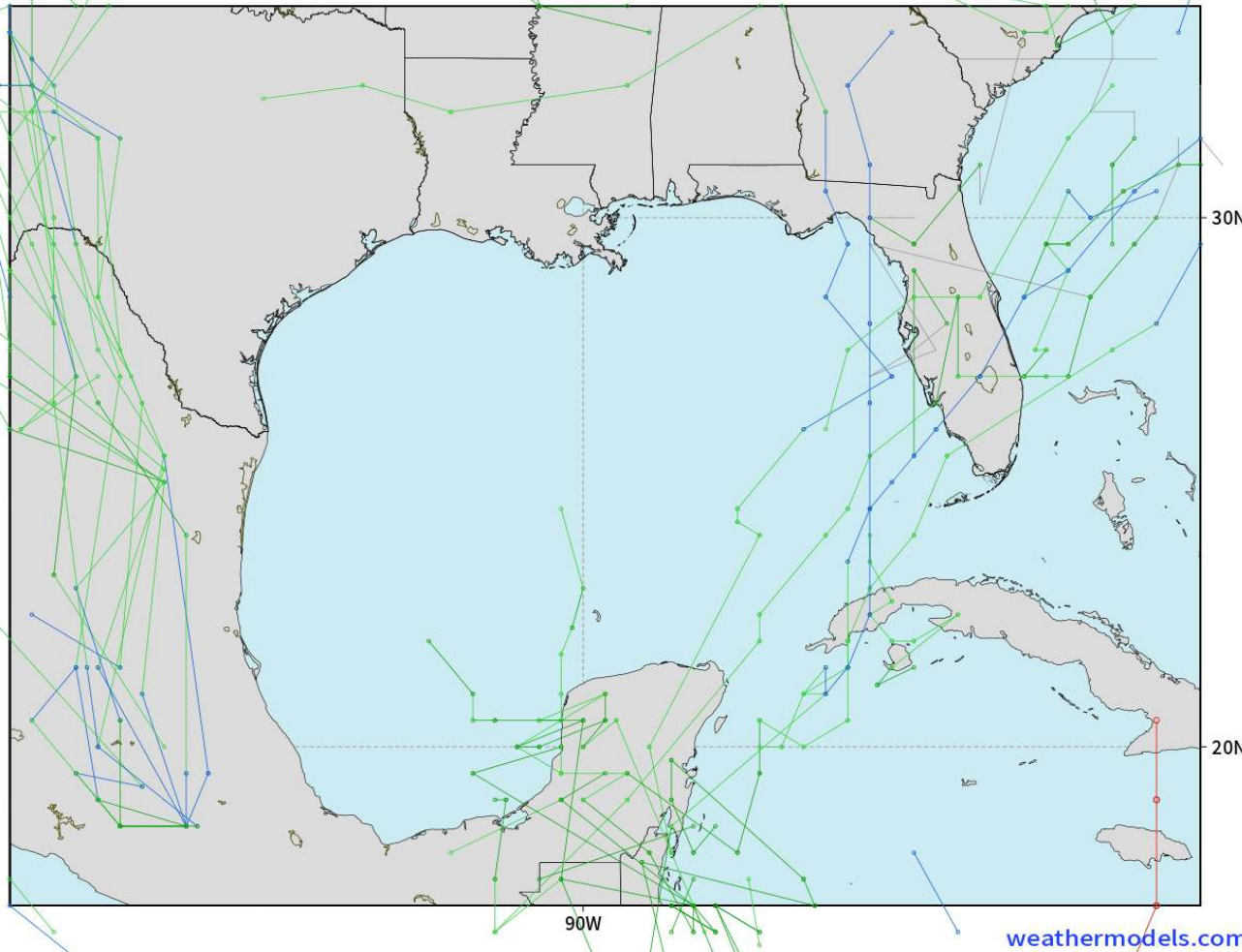
As always, please do not hesitate to reach out to us with any forecast questions via the chat option on Clarity or our on-call number, **(317)-560-8122** press **1** for forecast questions.

# Houston Pilots Tropical Update

## American Model Next 10 Days - Tropical Tracks

NOAA GEFSv12 | All Ensemble Cyclones +240 Hours  
INIT: 18Z06JUN2024 --> UNTIL 18Z16JUN2024

o-o > 1010 hPa  
o-o 1000 - 1010 hPa  
o-o 980 - 999 hPa  
o-o 960 - 979 hPa  
o-o 950 - 959 hPa  
o-o < 950 hPa



Monitoring low-end potential for a disorganized area of low pressure to work NE across the E Gulf of Mexico.

Impacts are not favored for the Houston Area.

# Houston Pilots Visibility Chart (miles)



## Forecast Confidence



Time	Thu 10pm	Thu 11pm	Fri 12am	Fri 1am	Fri 2am	Fri 3am	Fri 4am	Fri 5am	Fri 6am	Fri 7am	Fri 8am	Fri 9am	Fri 10am	Fri 11am	Fri 12pm	Fri 1pm	Fri 2pm	Fri 3pm	Fri 4pm	Fri 5pm	Fri 6pm	Fri 7pm	Fri 8pm	Fri 9pm
610 Bridge	10	10	10	10	10	10	10	10	10	10	10	10	10	10	10	10	10	10	10	10	10	10	10	10
Kinder 1	10	10	10	10	10	10	10	10	10	10	10	10	10	10	10	10	10	10	10	10	10	10	10	10
Greens Bayou	10	10	10	10	10	10	10	10	10	10	10	10	10	10	10	10	10	10	10	10	10	10	10	10
Shell Crude	10	10	10	10	10	10	10	10	10	10	10	10	10	10	10	10	10	10	10	10	10	10	10	10
Lynchburg Ferries	10	10	10	10	10	10	10	10	10	10	10	10	10	10	10	10	10	10	10	10	10	10	10	10
Exxon 3	10	10	10	10	10	10	10	10	10	10	10	10	10	10	10	10	10	10	10	10	10	10	10	10
Morgans Point	10	10	10	10	10	10	10	10	10	10	10	10	10	10	10	10	10	10	10	10	10	10	10	10
75/76	10	10	10	10	10	10	10	10	10	10	10	10	10	10	10	10	10	10	10	10	10	10	10	10
63/64	10	10	10	10	10	10	10	10	10	10	10	10	10	10	10	10	10	10	10	10	10	10	10	10
51/52	10	10	10	10	10	10	10	10	10	10	10	10	10	10	10	10	10	10	10	10	10	10	10	10
37/38	10	10	10	10	10	10	10	10	10	10	10	10	10	10	10	10	10	10	10	10	10	10	10	10
25/26	10	10	10	10	10	10	10	10	10	10	10	10	10	10	10	10	10	10	10	10	10	10	10	10
11/12	10	10	10	10	10	10	10	10	10	10	10	10	10	10	10	10	10	10	10	10	10	10	10	10
1 & 2 Bravo	9	9	10	10	10	10	9	10	10	10	10	10	10	10	10	10	10	10	9	7	7	9	10	10

**NOTE: This is automated data that may/may not agree with the official BAM thinking that's found on the daily slides or special visibility report slides. This data should be used as a guide only**

# Houston Pilots Wind Chart



## Forecast Confidence



## Example

Sustained wind 13 Knots  
Gusts 18 Knots  
Wind from the N

WS: 13  
G:18  
N

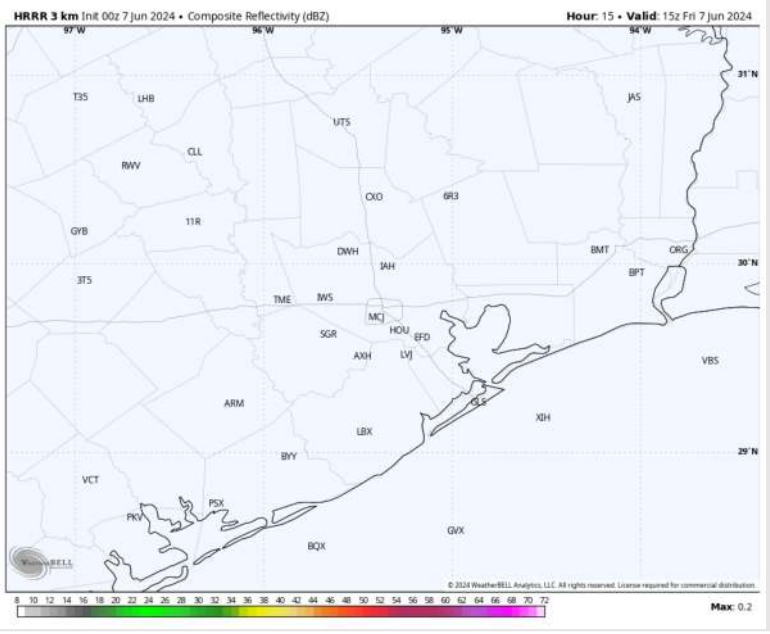
Time Knots	Thu 10pm	Thu 11pm	Fri 12am	Fri 1am	Fri 2am	Fri 3am	Fri 4am	Fri 5am	Fri 6am	Fri 7am	Fri 8am	Fri 9am	Fri 10am	Fri 11am	Fri 12pm	Fri 1pm	Fri 2pm	Fri 3pm	Fri 4pm	Fri 5pm	Fri 6pm	Fri 7pm	Fri 8pm	Fri 9pm
610 Bridge	3	2	2	2	1	1	1	1	1	1	1	1	2	3	4	5	5	5	6	7	7	6	5	5
	6	6	5	5	4	4	4	4	3	4	4	4	5	6	8	9	11	11	12	12	12	11	11	10
Kinder 1	3	2	2	2	1	1	1	1	1	1	1	1	2	3	4	5	5	5	6	7	6	6	5	5
	6	6	5	5	4	4	4	4	3	4	4	4	5	6	8	10	11	11	12	12	11	11	10	9
Greens Bayou	3	2	2	2	1	1	1	1	1	1	1	1	2	3	3	5	5	5	6	6	6	6	5	5
	6	5	5	5	4	4	4	4	3	4	4	4	5	6	8	9	11	11	11	12	11	11	10	9
Shell Crude	3	2	2	1	1	1	1	1	1	1	1	1	2	3	4	5	5	5	6	6	6	6	5	5
	6	5	5	5	4	4	4	4	3	4	4	4	6	6	8	9	10	11	11	12	11	11	10	9
Lynchburg Ferries	2	2	1	1	1	1	1	1	1	1	1	1	2	3	3	4	5	5	6	6	5	5	5	4
	5	5	4	4	4	4	4	3	3	3	4	4	5	6	8	9	10	11	11	12	11	11	10	9
Exxon 3	4	3	3	3	3	3	3	3	3	3	3	3	3	4	5	6	7	7	8	8	8	8	7	7
	7	6	6	6	4	4	4	4	4	4	4	5	6	7	8	10	11	11	12	13	12	12	11	10
Morgans Point	4	3	3	3	3	3	3	3	3	3	3	3	3	4	5	6	7	7	8	8	8	8	7	7
	7	6	5	6	4	4	4	4	4	4	4	5	6	7	8	10	11	11	12	13	12	12	11	10
75/76	5	4	3	3	3	3	3	3	3	3	3	3	4	4	5	5	5	7	7	8	8	8	8	7
	7	7	6	6	5	5	5	5	5	5	5	6	6	7	8	10	11	12	13	13	13	12	12	11
63/64	5	4	4	3	3	3	3	3	3	3	3	3	4	4	5	5	5	6	7	7	7	8	7	7
	7	7	6	6	5	5	5	5	5	5	5	6	7	8	9	11	11	12	13	12	12	11	11	11
51/52	4	3	3	3	3	3	3	3	3	4	4	4	4	5	5	5	5	6	7	7	7	7	7	7
	7	6	6	6	5	5	5	5	5	5	5	6	6	7	8	10	11	11	12	12	11	11	11	10
37/38	4	3	3	3	3	3	4	3	3	4	4	4	4	5	5	5	5	6	7	7	7	7	7	7
	6	6	6	6	5	5	6	5	5	6	6	6	7	7	8	9	10	11	11	12	11	11	11	10
25/26	4	3	3	3	3	3	3	3	3	4	4	4	5	5	6	6	6	7	7	7	7	7	7	7
	6	6	5	6	5	5	6	5	5	6	6	6	7	7	8	9	10	11	11	11	11	11	10	10
11/12	3	3	3	3	3	3	3	3	3	4	4	4	5	5	6	6	6	6	7	7	7	7	6	6
	6	5	5	6	5	5	6	5	6	6	6	6	7	8	8	9	10	10	11	11	11	11	10	10
1 & 2 Bravo	3	3	3	3	3	4	4	4	4	5	5	5	5	5	5	5	6	6	6	6	7	7	7	7
	6	5	5	6	5	6	7	6	6	7	7	7	7	8	8	9	9	10	10	10	10	11	11	10

NOTE: This is automated data that may/may not agree with the official BAM thinking that's found on the daily slides. This data should be used as a guide only.

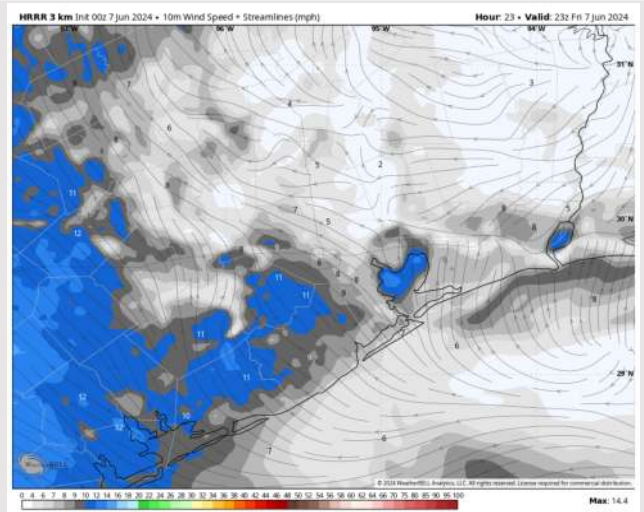
## Forecast Discussion

- Precip:** Favoring dry conditions throughout the day.
- Wind:** Winds variable throughout the majority of the day, settling out of the SE by 6 PM. **N of Morgan's Point:** Favoring winds at 2-6 kts throughout the day **S of Morgan's Point:** Favoring winds at 3-8 kts through 6PM before a slight increase to 5-10 kts for the rest of the evening.
- High Temps:** **N of Morgan's Point:** Mid 90's F. **S of Morgan's Point:** Upper 80s F.
- Visibility:** Low-end risk of patchy fog W of all stations this AM.

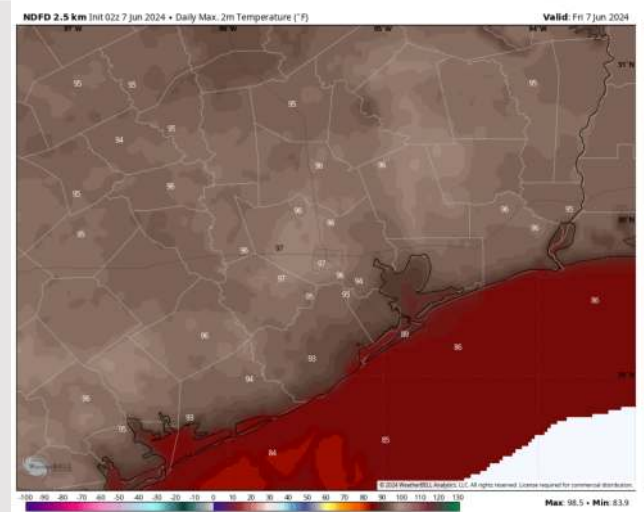
## Precip Image: 10 AM CT



Wind Speed  
6 PM CT



High Temps  
Today



# Houston Pilots: sat. 6/8/2024



## Forecast Discussion

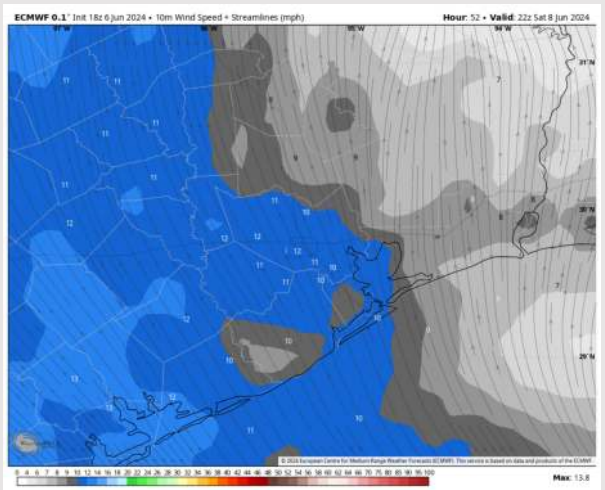
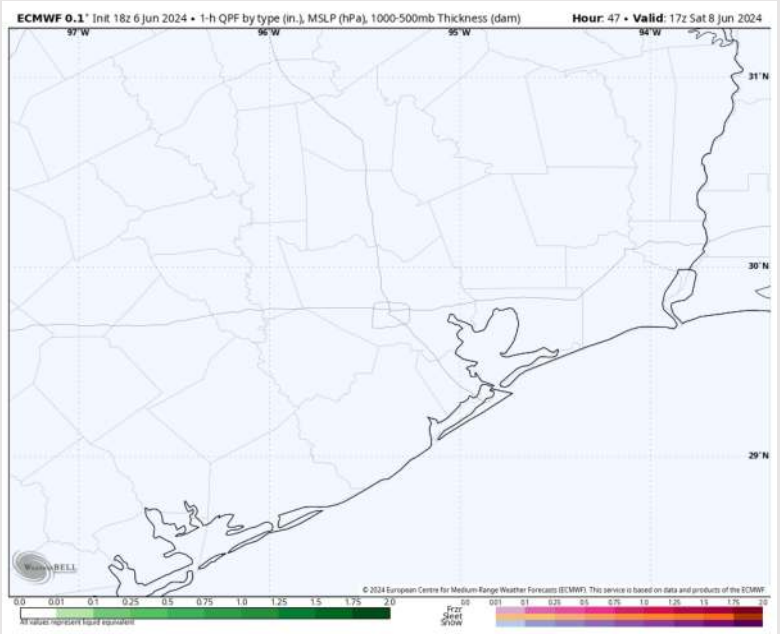
## Precip Image: 12 PM CT

**Precip:** Favoring dry conditions throughout the day on Saturday.

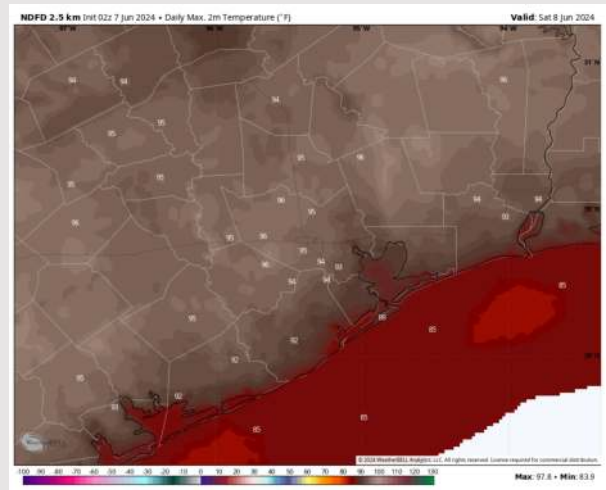
**Wind:** Winds generally out of the SE throughout the day on Saturday. **N of Morgan's Point:** Winds will be at 2 – 5 kts to start the day and slowly increase to 5-10 kts by 12 PM and remain there for the rest of the day. **S of Morgan's Point:** Winds at 6 – 11 kts throughout the day.

**High Temps:** **N of Morgan's Point:** Mid 90s F. **S of Morgan's Point:** Mid 80s F.

**Visibility:** Monitoring a low-end patchy fog risk for locations N of Morgan's point, during the AM hours on Saturday



Wind Speed:  
5 PM CT



High Temps  
Saturday

# Houston Pilots: Sun. 6/9/2024



## Forecast Discussion

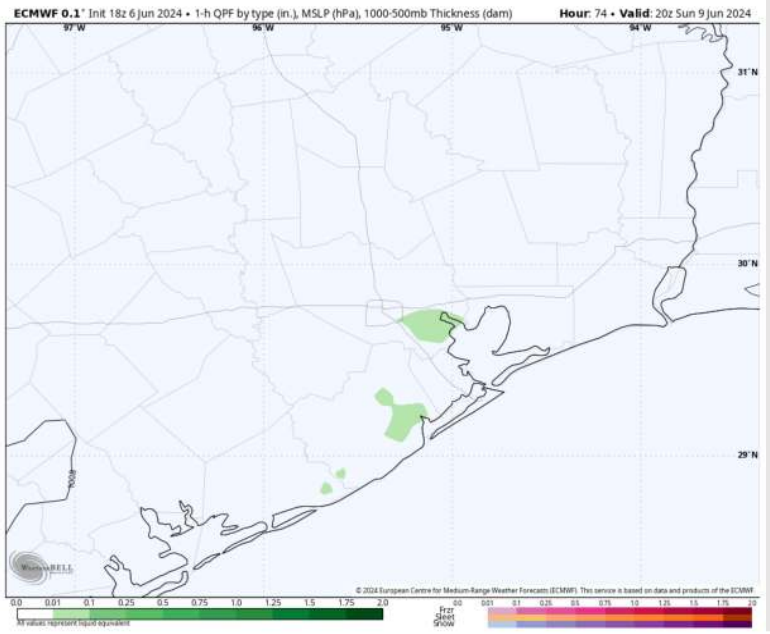
**Precip:** Hit/miss showers (30%) possible between 9 AM and 5 PM.

**Wind:** Winds out of the S/SE throughout the day on Sunday. **N of Morgan's Point:** Winds at 3 – 8 kts throughout Sunday. **S of Morgan's Point:** Winds at 8 - 13 kts throughout Sunday.

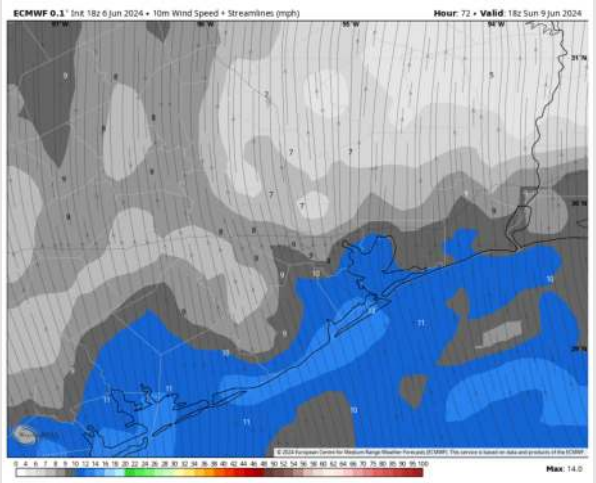
**High Temps:** **N of Morgan's Point:** Low 90s F **S of Morgan's Point:** Mid-Upper 80s F.

**Visibility:** Not favoring any visibility concerns for Sunday.

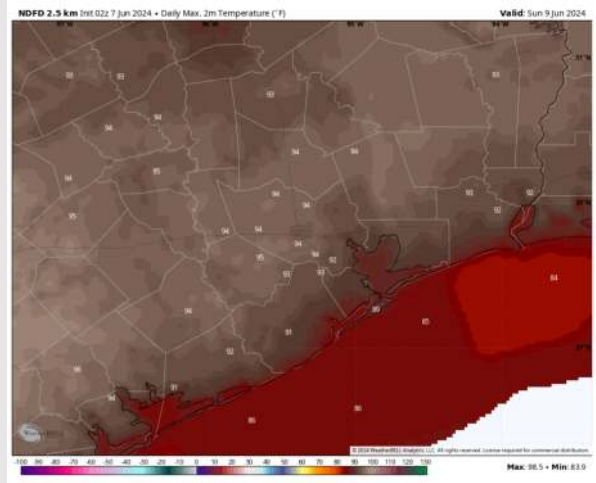
## Precip Image: 3 PM CT



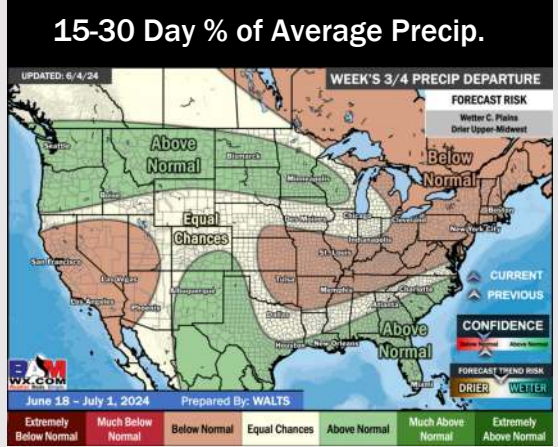
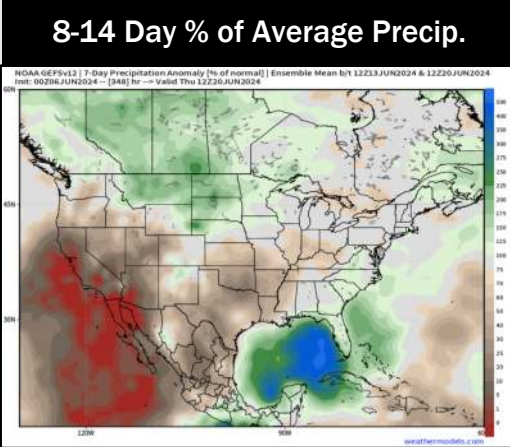

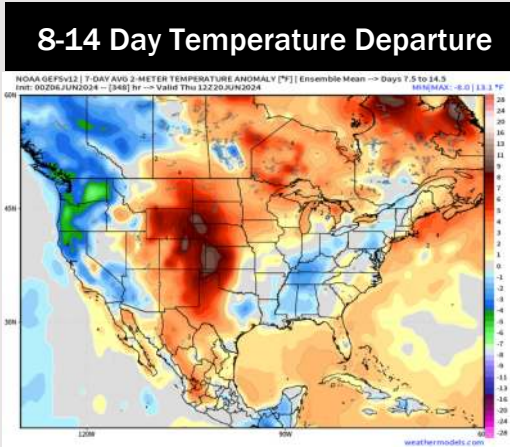
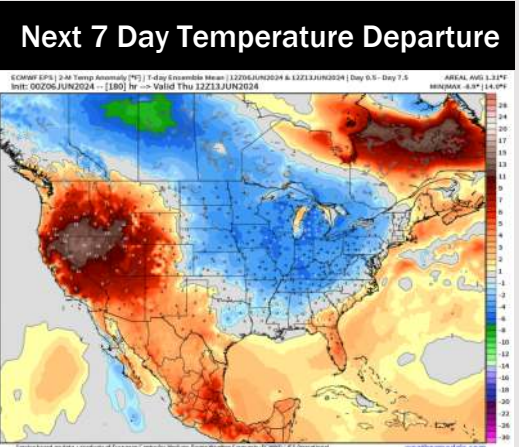
Wind Speed:  
1 PM CT



High Temps  
Sunday



# Houston Pilots: 6/7/24



- Temps are expected to be near normal for the week 1 timeframe. Favoring dry conditions for the end of the week and into the weekend. Next best chances of precip will come SUN midday.
- Below normal precipitation chances are at play during the week 2 timeframe. Temps are expected to be near to slightly above normal.
- Above normal chances for precipitation are favored in the weeks 3/4 timeframe. Temperatures expected to be above normal for the weeks 3 and 4 timeframe.