

Houston Pilots Forecast Package



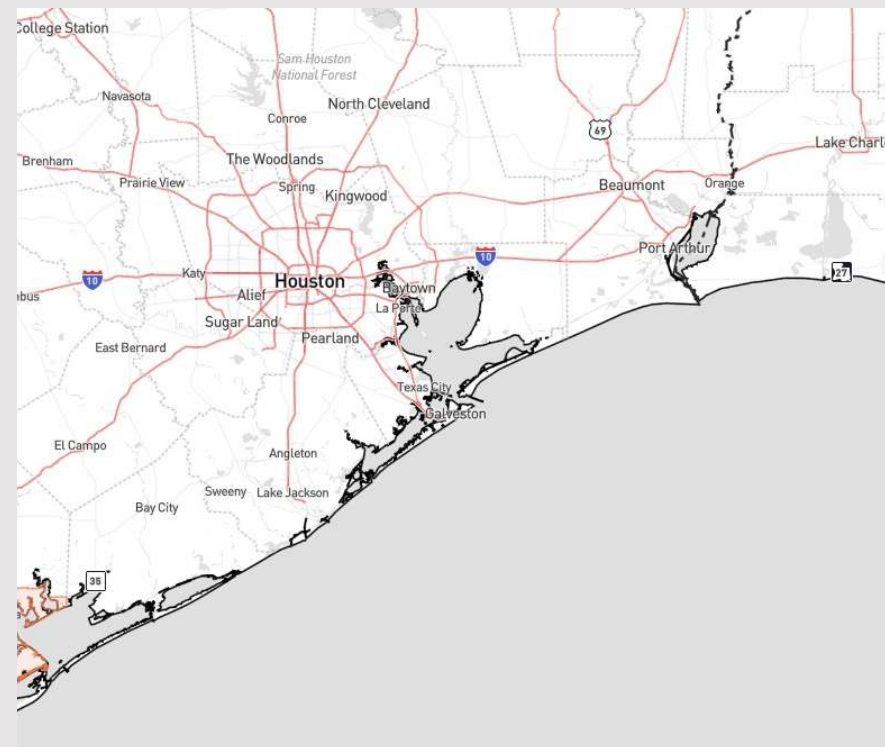
Updated: 1:35 PM CT

Saturday, May 25, 2024

Forecaster: Jonathan Kipper

Weather Headlines

- Favoring dry conditions into the weekend. Next best chance to come MON evening.
- No additional fog concerns over the next few days.
- Winds will continue to be elevated heading into the weekend. Wave heights however not expected to exceed 4 ft.



Current Radar: 1:30 PM CT



As always, please do not hesitate to reach out to us with any forecast questions via the chat option on Clarity or our on-call number, **(317)-560-8122** press 1 for forecast questions.

Houston Pilots Visibility Chart (miles)



Forecast Confidence



Time	Sat 2pm	Sat 3pm	Sat 4pm	Sat 5pm	Sat 6pm	Sat 7pm	Sat 8pm	Sat 9pm	Sat 10pm	Sat 11pm	Sun 12am	Sun 1am	Sun 2am	Sun 3am	Sun 4am	Sun 5am	Sun 6am	Sun 7am	Sun 8am	Sun 9am	Sun 10am	Sun 11am	Sun 12pm	Sun 1pm
610 Bridge	10	10	10	10	10	10	10	10	10	9	9	7	6	7	10	10	10	9	4	6	7	9	10	10
Kinder 1	10	10	10	10	10	10	10	10	9	7	7	6	6	6	9	10	10	7	4	6	6	7	10	9
Greens Bayou	9	9	9	10	10	10	9	9	6	6	6	6	6	6	7	9	7	6	4	5	6	6	9	9
Shell Crude	6	7	7	9	9	10	7	7	6	6	6	5	5	6	6	6	6	6	4	4	6	6	8	8
Lynchburg Ferries	9	9	7	9	10	10	9	9	6	6	6	5	5	6	7	7	7	6	4	5	6	6	8	9
Exxon 3	6	7	6	7	9	9	6	7	6	6	6	5	5	6	6	6	6	6	4	4	6	6	8	8
Morgans Point	6	6	6	6	7	9	6	6	6	6	6	4	5	5	6	6	6	6	4	4	5	6	6	6
75/76	6	6	6	6	7	9	6	6	6	6	6	5	6	6	6	6	6	6	4	4	5	5	10	10
63/64	6	6	6	6	7	9	7	6	6	6	6	6	6	6	6	6	6	5	3	4	5	5	10	10
51/52	7	6	6	6	7	9	7	7	7	6	6	6	6	6	6	6	6	5	3	4	5	5	10	10
37/38	7	6	6	6	7	9	7	7	7	6	6	6	6	6	6	6	6	5	3	4	5	5	10	10
25/26	9	6	6	6	7	9	7	7	7	6	6	6	6	6	7	7	7	6	4	4	6	5	10	10
11/12	10	6	6	6	7	9	7	7	7	6	6	6	6	6	7	7	6	5	4	4	6	5	10	10
1 & 2 Bravo	6	5	4	5	5	6	6	6	6	6	6	5	5	6	6	6	6	4	3	4	5	4	9	9

NOTE: This is automated data that may/may not agree with the official BAM thinking that's found on the daily slides or special visibility report slides. This data should be used as a guide only

Houston Pilots Wind Chart



Example

Sustained wind 13 Knots
Gusts 18 Knots
Wind from the N

WS: 13
G:18
N

Time Knots	Sat 2pm	Sat 3pm	Sat 4pm	Sat 5pm	Sat 6pm	Sat 7pm	Sat 8pm	Sat 9pm	Sat 10pm	Sat 11pm	Sun 12am	Sun 1am	Sun 2am	Sun 3am	Sun 4am	Sun 5am	Sun 6am	Sun 7am	Sun 8am	Sun 9am	Sun 10am	Sun 11am	Sun 12pm	Sun 1pm
610 Bridge	10	11	11	11	11	10	10	9	9	9	8	8	8	8	8	8	8	8	9	9	9	10	10	11
	19	21	21	21	21	21	19	19	18	18	17	17	16	16	16	16	16	16	17	17	18	19	20	21
	SSE	SSE	SSE	SSE	SSE	SSE	SSE	SSE	SSE	SSE	SSE	SSE	SSE	SSE	SSE	SSE	S	S	S	S	S	S	S	S
Kinder 1	10	11	11	11	11	10	9	9	9	8	8	8	7	7	8	8	8	8	9	9	9	10	10	11
	19	20	21	21	21	20	19	18	18	18	17	17	16	16	16	16	16	16	17	17	18	19	20	21
	SSE	SSE	SSE	SSE	SSE	SSE	SSE	SSE	SSE	SSE	SSE	SSE	SSE	SSE	SSE	SSE	SSE	SSE	S	S	S	S	S	S
Greens Bayou	10	11	11	11	11	10	9	9	9	8	8	7	7	7	8	8	8	8	9	9	9	10	10	11
	19	20	20	21	20	20	19	18	17	18	17	17	16	16	16	16	16	16	17	17	18	19	20	21
	SSE	SSE	SSE	SSE	SSE	SSE	SSE	SSE	SSE	SSE	SSE	SSE	SSE	SSE	SSE	SSE	SSE	SSE	S	S	S	S	S	S
Shell Crude	10	11	11	11	11	10	9	9	9	8	8	8	7	8	8	8	8	8	9	9	9	10	11	11
	19	20	20	21	20	20	19	18	17	18	17	17	16	16	16	16	16	16	17	17	18	19	20	21
	SSE	SSE	SSE	SSE	SSE	SSE	SSE	SSE	SSE	SSE	SSE	SSE	SSE	SSE	SSE	SSE	SSE	SSE	S	S	S	S	S	S
Lynchburg Ferries	10	11	11	11	11	10	9	9	9	8	8	7	7	7	8	8	8	8	9	9	9	10	11	11
	19	20	20	21	20	20	19	18	17	18	17	17	16	16	16	16	16	16	17	18	18	19	20	21
	SSE	SSE	SSE	SSE	SSE	SSE	SSE	SSE	SSE	SSE	SSE	SSE	SSE	SSE	SSE	SSE	SSE	SSE	S	S	S	S	S	S
Exxon 3	12	13	13	13	13	13	13	13	12	12	12	12	12	12	12	12	12	12	12	12	12	12	13	13
	19	20	21	21	20	21	19	19	18	19	18	18	18	18	18	18	18	18	18	18	19	19	20	21
	SSE	SSE	SSE	SSE	SSE	SSE	SSE	SSE	SSE	SSE	SSE	SSE	SSE	SSE	SSE	SSE	SSE	SSE	S	S	S	S	S	S
Morgans Point	12	13	13	13	13	13	13	13	12	12	12	12	12	12	12	12	12	12	12	12	12	12	13	13
	19	20	20	21	20	20	19	19	18	19	18	18	18	18	18	18	18	18	19	19	19	19	20	21
	SSE	SSE	SSE	SSE	SSE	SSE	SSE	SSE	SSE	SSE	SSE	SSE	SSE	SSE	SSE	SSE	SSE	SSE	S	S	S	S	S	S
75/76	13	13	13	13	14	14	14	14	13	13	14	13	14	14	14	14	14	14	14	14	14	13	13	13
	19	21	21	21	21	21	20	20	20	20	20	20	20	20	20	20	20	20	20	20	20	20	21	21
	SSE	SSE	SSE	SSE	SSE	SSE	SSE	SSE	SSE	SSE	SSE	SSE	S	S	S	S	S	S	S	S	S	S	S	S
63/64	12	13	13	13	13	14	13	14	13	14	14	14	14	14	14	14	14	14	14	14	13	13	13	13
	19	20	21	21	21	21	20	20	20	20	20	20	20	20	20	20	20	20	20	21	21	21	21	21
	SSE	SSE	SSE	SSE	SSE	SSE	SSE	SSE	SSE	SSE	SSE	SSE	S	SSE	S	S	S	S	S	S	S	S	S	S
51/52	12	13	13	13	13	13	13	14	14	14	14	14	15	15	15	15	15	15	15	15	15	14	14	13
	19	20	20	21	20	20	19	20	20	20	20	20	20	21	21	21	21	21	21	21	21	21	21	21
	SSE	SSE	SSE	SSE	SSE	SSE	SSE	SSE	SSE	SSE	SSE	SSE	S	S	S	S	S	S	S	S	S	S	S	S
37/38	12	13	13	13	13	13	13	13	14	14	14	14	15	15	15	15	15	15	15	15	15	14	14	13
	19	19	20	20	19	20	19	20	20	20	20	20	21	21	21	21	21	21	21	21	21	21	21	21
	SSE	SSE	SSE	SSE	SSE	SSE	SSE	SSE	SSE	SSE	SSE	SSE	SSE	S	S	S	S	S	S	S	S	S	S	S
25/26	11	12	13	13	13	13	13	13	13	13	14	14	14	14	14	14	14	14	14	14	14	13	13	13
	18	19	19	20	19	19	19	19	19	19	20	20	20	20	20	20	20	20	20	21	21	20	20	21
	SSE	SSE	SSE	SSE	SSE	SSE	SSE	SSE	SSE	SSE	SSE	SSE	SSE	S	S	S	S	S	S	S	S	S	S	S
11/12	11	11	12	12	12	12	12	12	12	12	13	13	13	13	13	13	13	13	13	13	13	13	13	13
	17	17	18	19	19	18	19	19	19	19	19	19	20	20	20	20	20	20	20	20	20	19	19	20
	SSE	SSE	SSE	SSE	SSE	SSE	SSE	SSE	SSE	SSE	SSE	SSE	SSE	SSE	SSE	SSE	SSE	SSE	S	S	S	S	S	S
1 & 2 Bravo	11	12	12	13	13	13	14	14	15	15	15	15	15	15	15	15	15	15	15	15	15	14	14	13
	17	17	18	19	19	19	20	20	20	20	21	21	21	22	21	22	22	22	21	21	21	20	20	20
	SSE	SSE	SSE	SSE	SSE	SSE	SSE	SSE	SSE	SSE	SSE	SSE	SSE	SSE	SSE	SSE	SSE	SSE	S	S	S	S	S	S

NOTE: This is automated data that may/may not agree with the official BAM thinking that's found on the daily slides. This data should be used as a guide only

Houston Pilots: Sat. 5/25/2024



Forecast Discussion

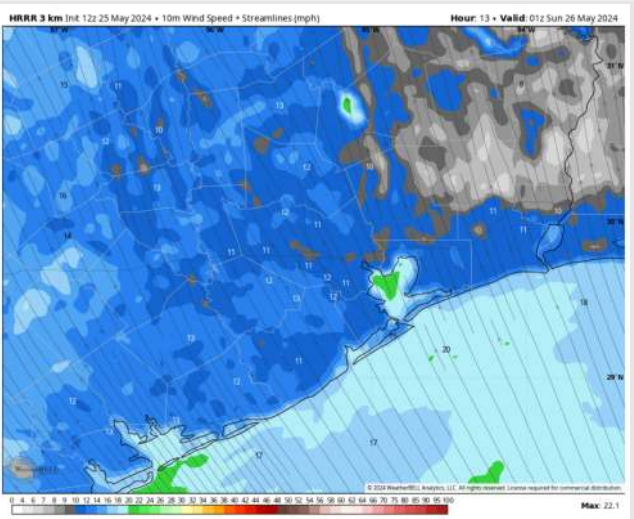
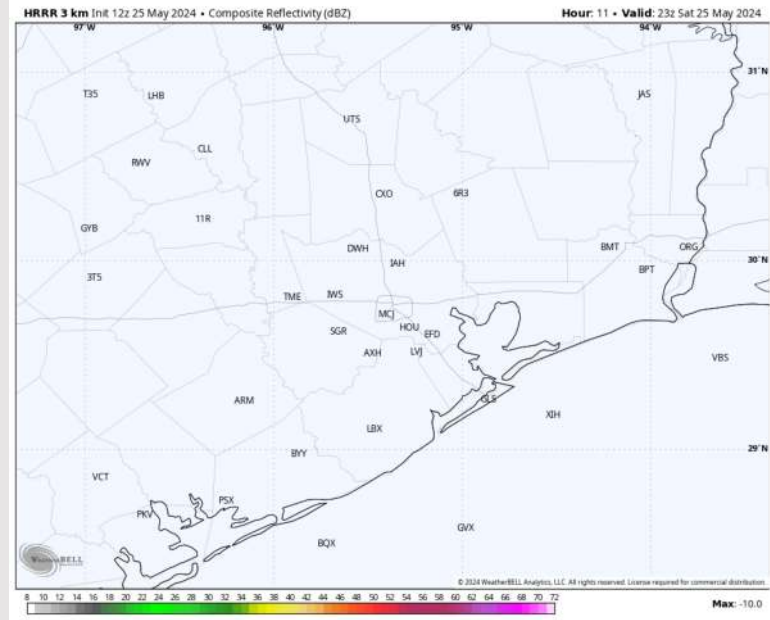
Precip: Favoring dry conditions throughout the rest of the PM hours.

Wind: Winds will be out of S/SE throughout the afternoon/evening.
N of Morgan's Point: Winds will be at 8-13 kts throughout the rest of the day.
S of Morgan's Point: Winds will be at 13 – 19 kts for the remainder of the day. **Wind gusts of 18-23 kts possible for all stations throughout the day.**

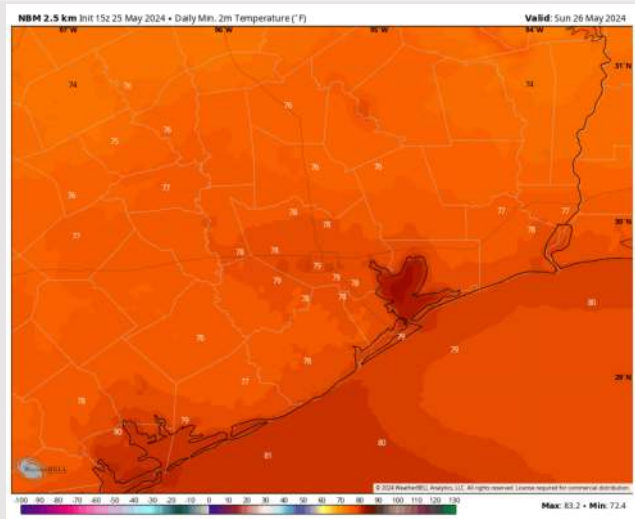
Low Temps: **N of Morgan's Point:** Upper 70s F **S of Morgan's Point:** Low 80s F.

Visibility: No visibility concerns for today.

Precip Image: 6 PM CT



Wind Speed:
8 PM CT



Low Temps
SUN AM

Houston Pilots: Sun. 5/26/2024



Forecast Discussion

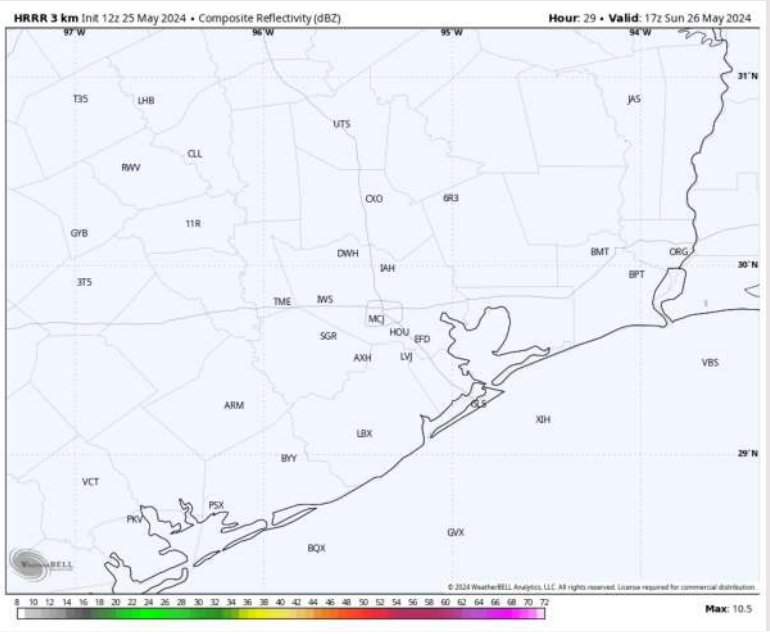
Precip: Anticipating dry conditions for Sunday.

Wind: Winds out of the S/SE expected for Sunday. **N of Morgan's Point:** Winds at 10-15 kts through 7PM, before decreasing to 8-13 kts for the rest of the day. **S of Morgan's Point:** Winds at 20-25 kts through 12 PM, then winds will decrease to 12 - 17 kts for the rest of the day Sunday. **Wind gusts of 22-27 kts possible through 10AM. 20-25 kts wind gusts after this timeframe for the rest of the day for all stations.**

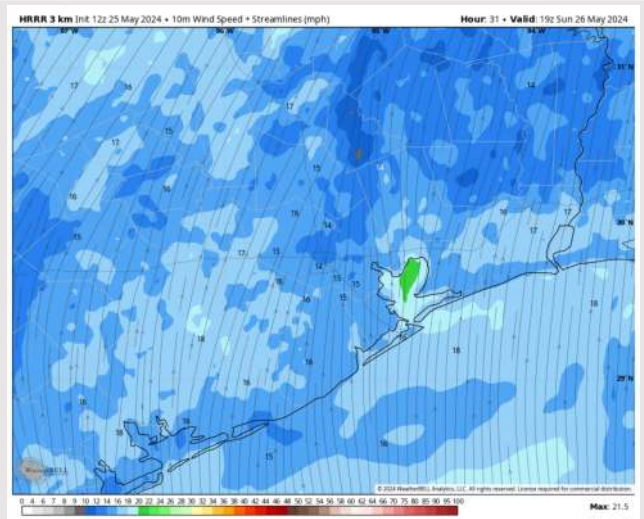
High Temps: **N of Morgan's Point:** Low/Mid 90s F. **S of Morgan's Point:** Mid 80s F.

Visibility: Not anticipating fog for SUN.

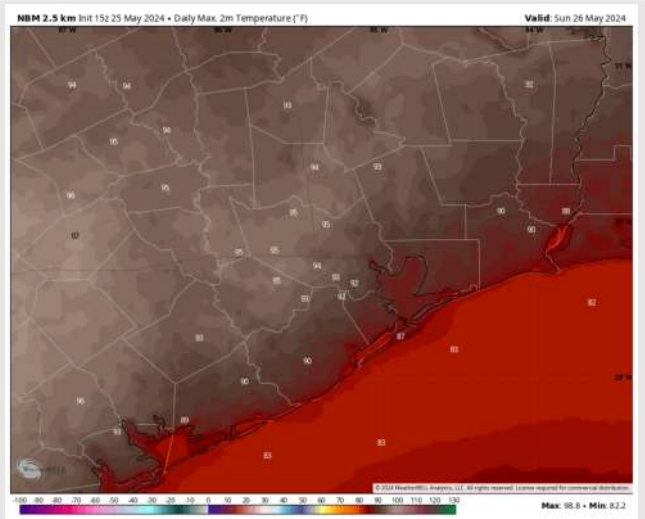
Precip Image: 12 PM CT



Wind Speed
2 PM CT



High Temps
Sunday



Houston Pilots: Mon. 5/27/2024



Forecast Discussion

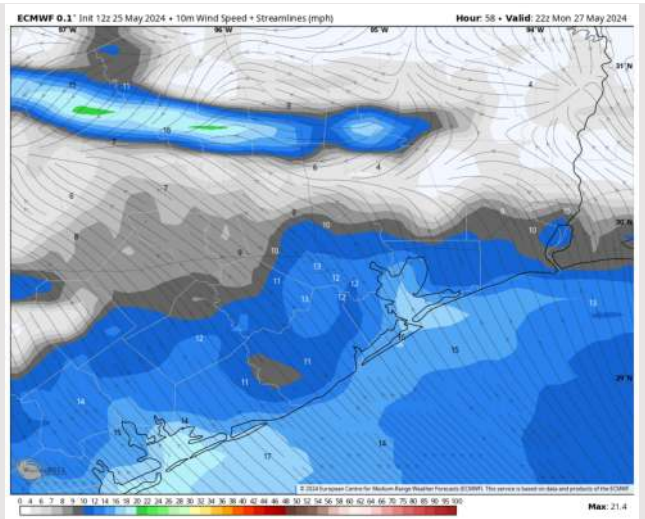
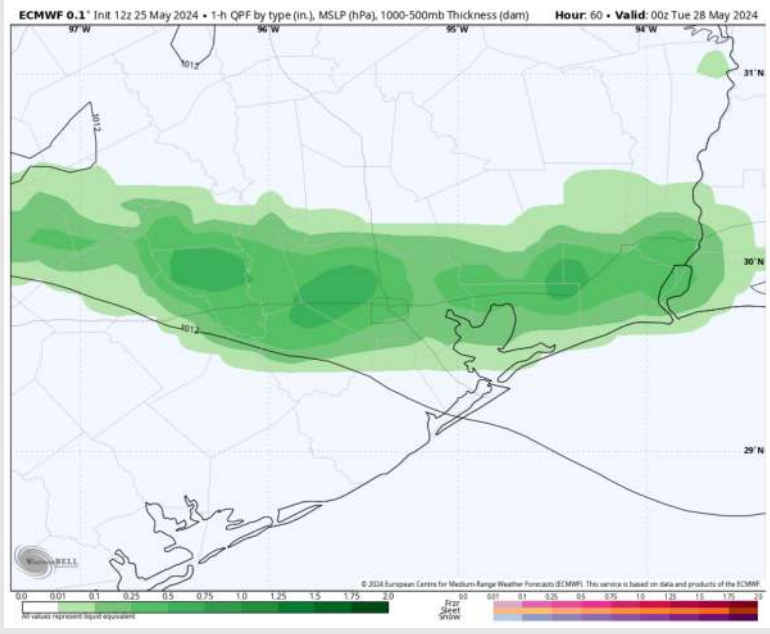
Precip: Favoring dry conditions through 6 PM. Scattered showers and storms will be possible for the remainder of the evening (30% chances).

Wind: Winds will start out of the S/SW before shifting out of the S/SE after 3PM. **N of Morgan's Point:** Winds at 6 – 12 kts for the entire day. **S of Morgan's Point:** Winds at 11 - 16 kts through 9 AM. From 9AM – 3PM, winds will decrease to 5 – 10 kts, then after 3 PM winds will increase to 10 – 15 kts. **Wind gusts of 18-23 kts possible after 3 PM with strongest storms after 6 PM able to produce locally stronger gusts of 30-40 kts.**

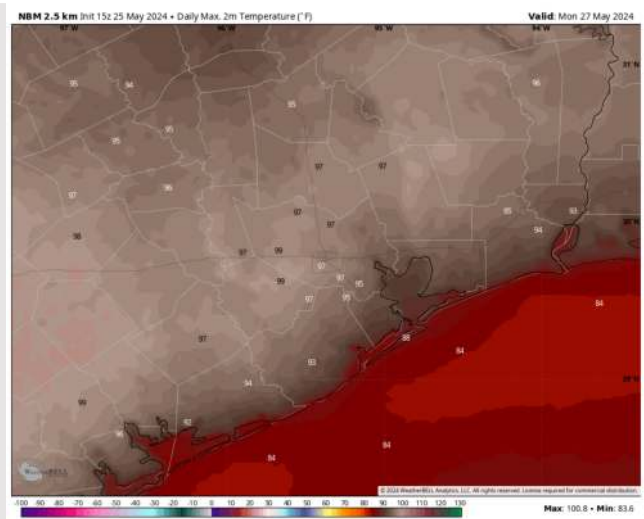
High Temps: **N of Morgan's Point:** Upper 90s F. **S of Morgan's Point:** High 80s/Near 90 F.

Visibility: Not anticipating any visibility concerns for Monday.

Precip Image: 7 PM CT

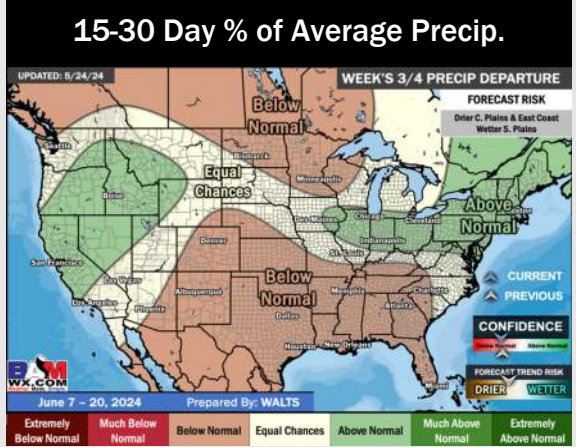
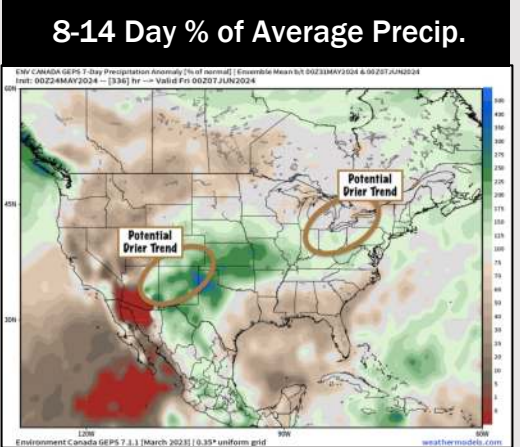

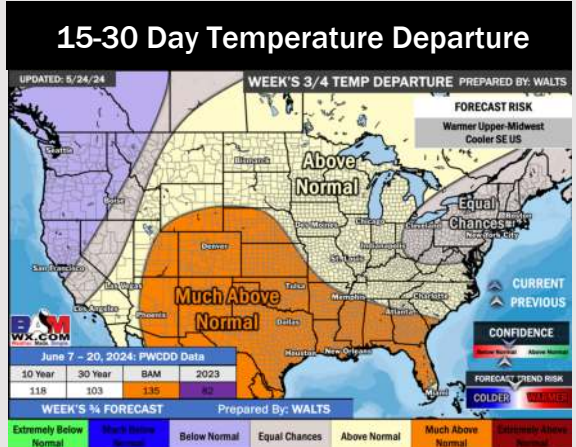
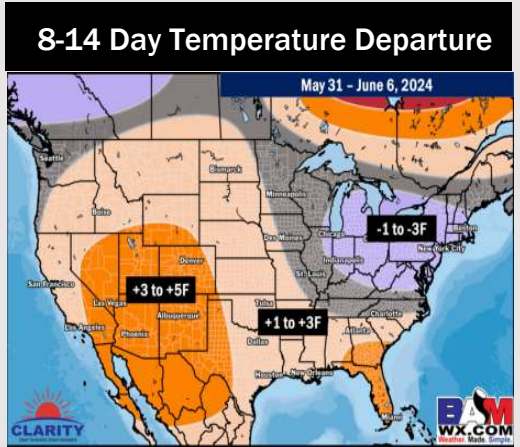
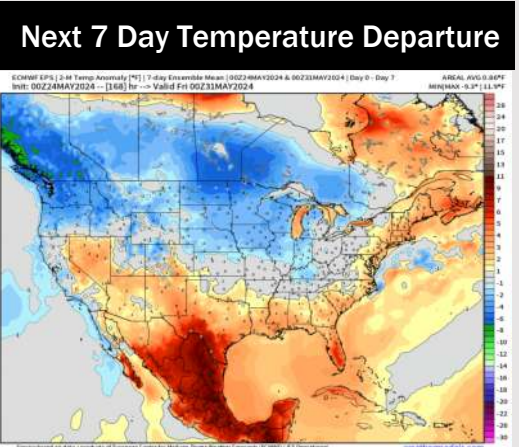


Wind Speed:
5 PM CT



High Temps
Monday

Houston Pilots: 5/25/24



- Temps are expected to be above normal for the week 1 timeframe. Next best chance of scattered showers and storms will come late MON PM.
- Below normal precipitation chances are at play during the week 2 timeframe. Temps are expected to be slightly above normal.
- Below normal chances for precipitation are favored in the weeks 3/4 timeframe. Temperatures expected to be much above normal for the weeks 3 and 4 timeframe.