

# Houston Pilots Forecast Package

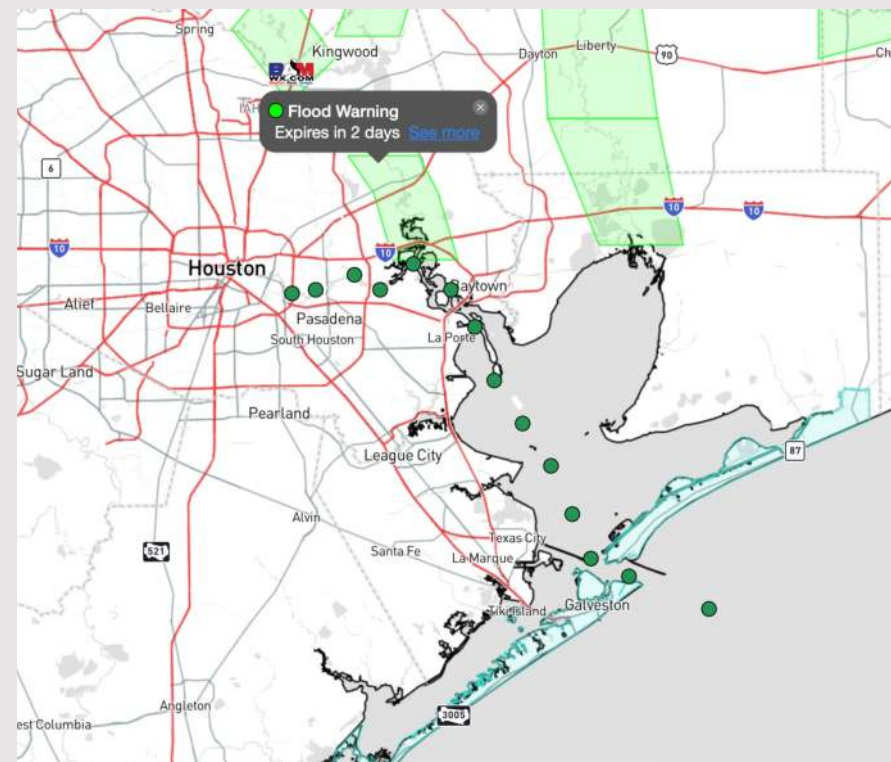


Updated: 12:45 AM CT  
Tuesday, May 7, 2024

Forecaster: Jonathan Kipper

## Weather Headlines

- A drier week ahead outside of minor rain chances THU PM
- Not anticipating any fog concerns over the coming days.
- **Expecting some gustier winds to continue through the AM hours today S of Morgan's Point.**



Current Radar: 12:40 AM CT



As always, please do not hesitate to reach out to us with any forecast questions via the chat option on Clarity or our on-call number, **(317)-560-8122** press 1 for forecast questions.

# Houston Pilots Visibility Chart (miles)



**Forecast Confidence**

Above Normal

Below Normal

Time	Tue 1am	Tue 2am	Tue 3am	Tue 4am	Tue 5am	Tue 6am	Tue 7am	Tue 8am	Tue 9am	Tue 10am	Tue 11am	Tue 12pm	Tue 1pm	Tue 2pm	Tue 3pm	Tue 4pm	Tue 5pm	Tue 6pm	Tue 7pm	Tue 8pm	Tue 9pm	Tue 10pm	Tue 11pm	Wed 12am
610 Bridge	6	6	6	6	6	6	5	5	6	8	10	10	10	10	10	10	10	9	8	6	6	6	5	5
Kinder 1	6	6	6	6	6	6	5	5	6	9	10	10	10	10	10	10	10	10	8	6	6	6	5	5
Greens Bayou	7	7	6	6	6	6	5	5	6	9	10	10	10	10	10	10	10	10	8	6	6	6	5	5
Shell Crude	9	7	7	6	6	6	5	5	6	9	10	10	10	10	10	10	10	10	8	6	6	6	5	5
Lynchburg Ferries	9	7	6	6	6	6	5	5	6	9	10	10	10	10	10	10	10	10	8	6	6	6	5	5
Exxon 3	9	7	7	6	6	6	5	5	6	9	10	10	10	10	10	10	10	9	8	6	6	6	5	5
Morgans Point	9	7	6	6	5	5	5	5	6	9	10	10	10	10	10	10	10	9	6	6	6	6	5	5
75/76	6	6	6	6	5	5	5	4	5	6	6	6	6	6	6	9	9	9	9	9	9	9	8	8
63/64	6	6	6	6	5	4	4	4	3	6	6	6	6	6	6	9	9	9	9	9	9	9	8	8
51/52	6	6	6	3	4	4	3	4	3	6	5	6	5	6	6	9	9	9	9	9	9	8	8	8
37/38	6	6	6	3	4	3	3	2	3	6	5	6	5	6	6	9	9	9	9	9	9	8	8	8
25/26	6	6	6	3	4	3	2	2	3	6	5	6	5	6	6	9	9	9	9	9	9	8	8	8
11/12	6	6	5	3	4	3	2	1	2	6	5	5	4	6	5	9	9	9	9	9	8	8	8	8
1 & 2 Bravo	4	4	4	4	4	2	2	1	1	5	4	4	3	4	3	9	9	9	8	8	8	8	8	8

**NOTE: This is automated data that may/may not agree with the official BAM thinking that's found on the daily slides or special visibility report slides. This data should be used as a guide only**

# Houston Pilots Wind Chart



## Forecast Confidence



Sustained wind 13 Knots  
Gusts 18 Knots  
Wind from the N

## Example

WS: 13  
G:18  
N

Time Knots	Tue 1am	Tue 2am	Tue 3am	Tue 4am	Tue 5am	Tue 6am	Tue 7am	Tue 8am	Tue 9am	Tue 10am	Tue 11am	Tue 12pm	Tue 1pm	Tue 2pm	Tue 3pm	Tue 4pm	Tue 5pm	Tue 6pm	Tue 7pm	Tue 8pm	Tue 9pm	Tue 10pm	Tue 11pm	Wed 12am
610 Bridge	9	9	9	8	8	7	6	6	6	7	7	7	7	7	8	9	9	10	9	9	8	8	7	7
	19	18	17	17	16	14	13	12	12	13	12	11	10	12	14	15	17	16	17	15	14	13	13	13
	S	S	S	S	S	S	S	S	SSW	SSW	SSW	S	S	S	SSE	SSE	SSE	SSE	SSE	SSE	SSE	SSE	SSE	SSE
Kinder 1	9	9	9	8	8	7	6	6	6	7	7	7	7	7	8	9	9	9	9	9	7	7	7	7
	19	18	17	17	15	14	13	12	12	13	12	12	10	12	14	15	16	16	17	15	15	13	13	13
	S	S	S	S	S	S	S	S	SSW	SSW	SSW	S	S	S	SSE	SSE	SSE	SSE	SSE	SSE	SSE	SSE	SSE	SSE
Greens Bayou	9	9	9	8	8	7	7	5	6	7	7	7	7	7	8	9	9	9	9	8	7	7	7	7
	20	18	17	16	16	14	13	12	13	12	12	12	10	12	14	15	16	15	16	15	14	13	13	13
	SSE	S	S	S	S	S	S	S	SSW	SSW	SSW	S	S	SSE	SSE	SSE	SSE	SSE	SSE	SSE	SSE	SSE	SSE	SSE
Shell Crude	10	9	9	9	8	7	6	6	6	7	7	7	7	7	9	9	9	9	9	8	7	7	7	7
	20	18	18	17	16	14	13	12	13	13	12	12	10	12	14	15	16	16	16	15	14	13	13	13
	SSE	S	S	S	S	S	S	S	S	SSW	SSW	S	S	SSE	SSE	SSE	SSE	SSE	SSE	SSE	SSE	SSE	SSE	SSE
Lynchburg Ferries	10	9	9	8	8	7	7	6	6	7	7	7	7	8	9	11	10	10	9	8	7	7	7	7
	20	18	18	16	15	14	13	12	12	13	12	12	11	13	15	16	17	17	16	15	14	13	13	12
	SSE	SSE	S	S	S	S	S	S	S	SSW	SSW	S	SSE	SSE	SSE	SSE	SSE	SSE	SSE	SSE	SSE	SSE	SSE	SSE
Exxon 3	14	13	12	12	11	11	10	9	9	8	8	8	9	10	11	12	13	13	13	13	12	12	11	11
	21	20	19	18	18	17	14	13	13	13	13	13	13	14	15	18	18	19	18	18	17	17	16	16
	SSE	SSE	S	S	S	S	S	S	S	S	SSW	S	SSE	SSE	SSE	SSE	SSE	SSE	SSE	SSE	SSE	SSE	SSE	S
Morgans Point	14	14	13	12	11	11	9	9	8	7	7	9	10	11	11	12	13	13	12	12	11	11	11	11
	21	21	18	19	18	16	15	13	13	13	13	14	15	15	16	18	18	18	17	17	16	16	15	15
	SSE	SSE	S	S	S	S	S	S	S	S	S	S	SSE	SSE	SSE	SSE	SSE	SSE	SSE	SSE	SSE	SSE	SSE	S
75/76	19	17	17	17	17	14	13	12	11	10	9	11	12	13	14	15	16	16	15	16	15	14	14	14
	28	26	26	25	24	21	20	18	17	15	14	16	17	19	20	21	23	23	22	23	22	21	21	21
	SSE	S	S	S	S	S	S	S	S	S	S	S	SSE	SSE	SSE	SSE	SSE	SSE	S	SSE	SSE	SSE	SSE	S
63/64	18	17	17	17	15	13	13	12	11	10	9	11	11	13	14	14	15	15	15	14	14	13	13	13
	26	25	25	24	21	20	19	18	16	14	14	16	17	20	20	20	21	22	21	21	21	19	20	19
	SSE	SSE	S	S	S	S	S	S	S	S	S	S	SSE	SSE	SSE	SSE	SSE	S	S	SSE	SSE	SSE	SSE	S
51/52	17	17	17	16	15	14	13	12	11	11	11	11	12	12	13	13	13	13	13	13	12	12	13	13
	24	24	24	23	21	21	19	17	16	15	15	17	17	18	19	19	18	19	19	19	18	18	18	18
	SSE	SSE	S	S	S	S	S	S	S	S	S	S	S	S	S	S	S	S	S	SSE	SSE	SSE	SSE	S
37/38	17	17	16	15	14	14	13	13	12	11	11	11	11	12	13	13	13	13	13	13	12	11	12	12
	24	24	23	22	21	21	19	18	17	15	15	16	17	18	18	19	18	18	18	18	17	17	17	18
	SSE	S	S	S	S	S	S	S	S	S	S	S	S	S	S	S	S	S	S	SSE	SSE	SSE	SSE	S
25/26	15	15	15	14	13	13	12	12	11	11	11	11	11	12	12	12	12	11	11	11	11	11	11	11
	22	22	21	21	20	19	18	17	16	15	15	16	17	18	17	18	17	17	17	16	15	15	16	16
	SSE	S	S	S	S	S	S	S	S	S	S	S	S	S	S	S	S	S	SSE	SSE	SSE	SSE	SSE	S
11/12	13	13	12	13	12	11	11	10	9	9	9	11	11	11	11	11	11	9	9	9	9	9	9	9
	19	20	20	19	17	17	15	14	14	14	14	15	16	16	16	16	16	15	14	14	14	13	14	13
	SSE	S	S	S	S	S	S	S	S	S	S	S	S	S	S	S	S	S	SSE	SSE	SSE	SSE	SSE	S
1 & 2 Bravo	15	15	15	15	14	14	13	12	11	11	11	11	11	11	11	11	11	11	11	11	11	11	11	12
	22	22	22	21	21	20	19	18	16	16	16	16	16	16	16	15	16	15	16	16	16	16	17	18
	SSE	SSE	S	S	S	S	S	S	S	S	S	S	S	S	S	S	S	S	SSE	SSE	SSE	SSE	SSE	S

NOTE: This is automated data that may/may not agree with the official BAM thinking that's found on the daily slides. This data should be used as a guide only

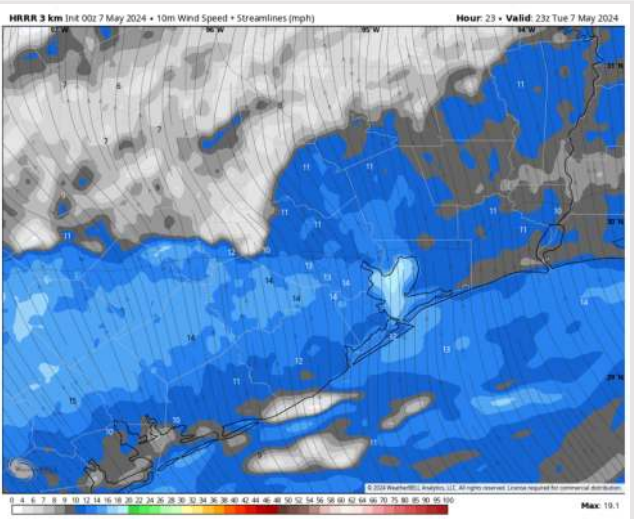
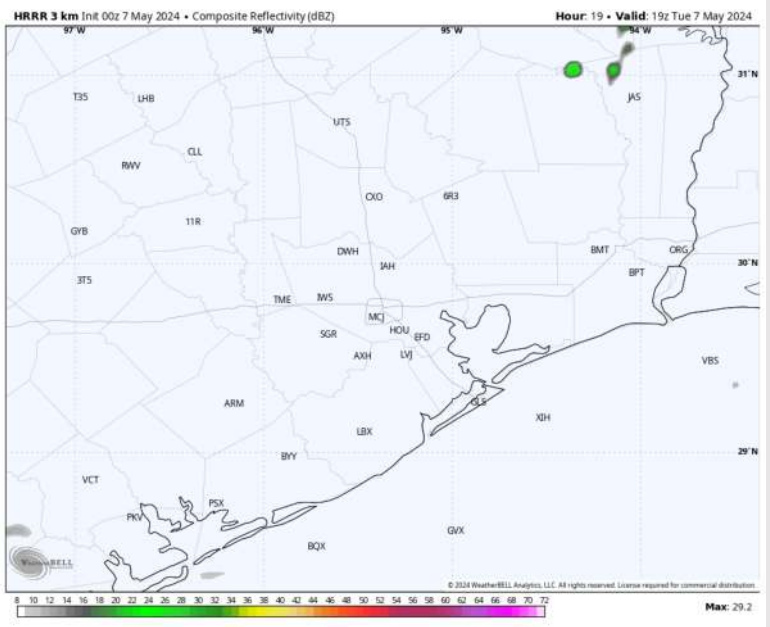
# Houston Pilots: Tue. 5/7/2024



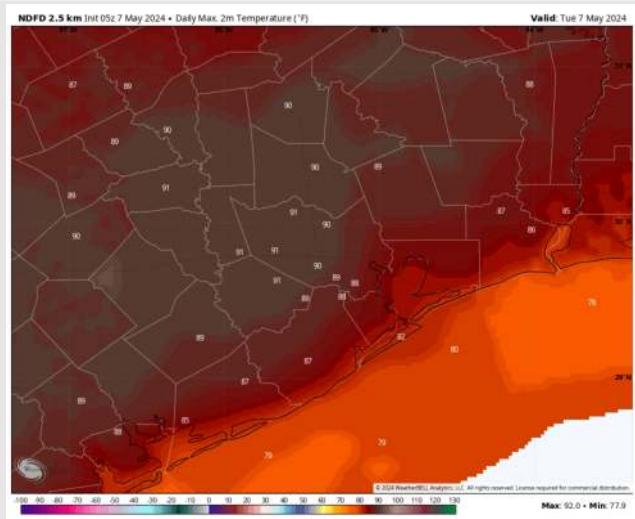
## Forecast Discussion

- Precip:** Dry conditions are favored for today.
- Wind:** Winds out of S/SE throughout the day. **N of Morgan's Point:** Winds at 6-11 kts throughout the entire day. **S of Morgan's Point:** Winds at 14-19 kts through 10 AM before decreasing to 12-17 kts the rest of the day. **Wind gusts of 22-27 kts S of Morgan's Point will be possible through 10 AM.**
- High Temps:** **N of Morgan's Point:** Upper 80s F **S of Morgan's Point:** Low 80's F.
- Visibility:** Not anticipating any fog concerns for today.

## Precip Image: 2 PM CT



Wind Speed:  
6 PM CT

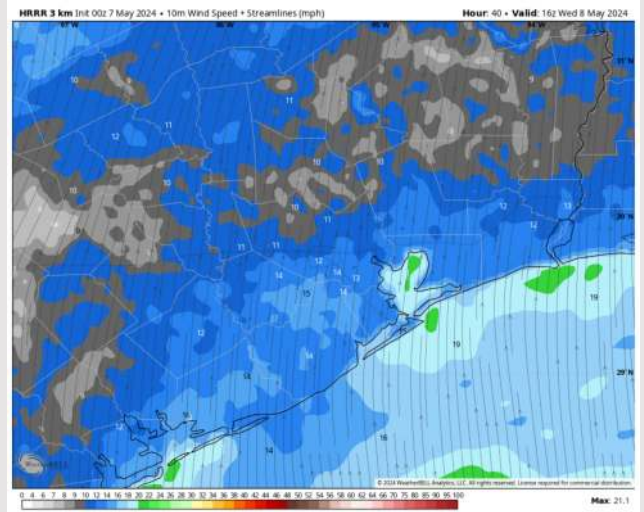
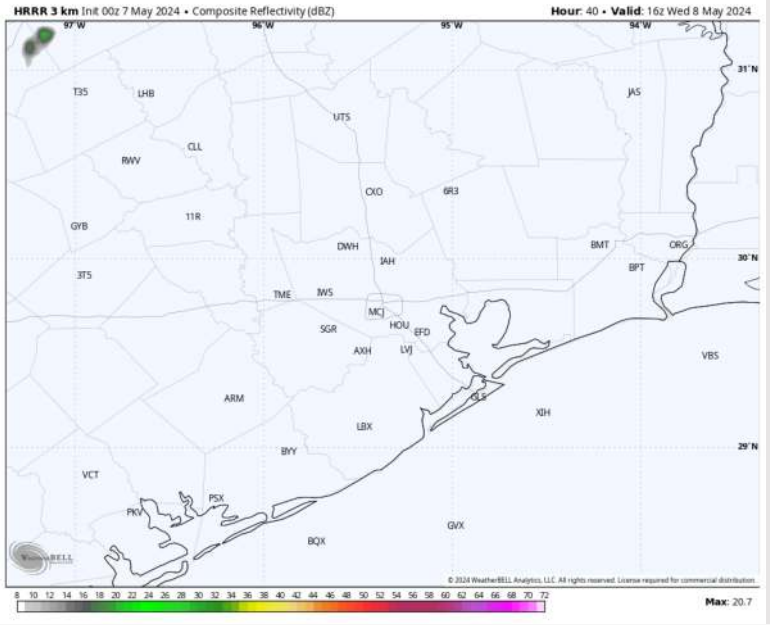


High Temps  
Today

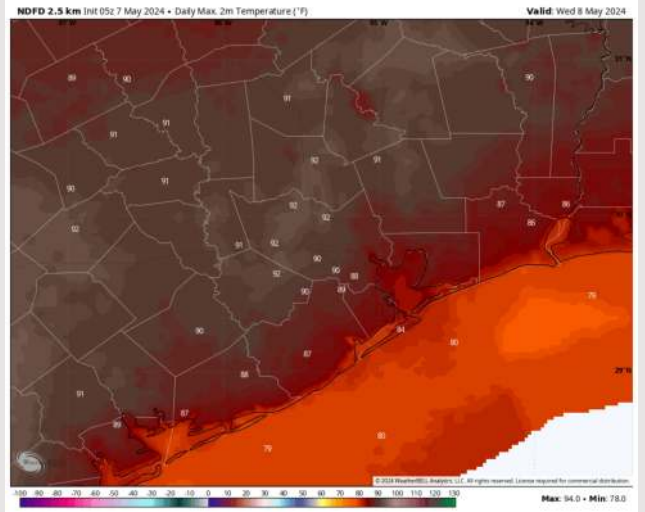
## Forecast Discussion

- Precip:** Dry conditions are favored for Wednesday.
- Wind:** Favoring winds to be out of the S/SE for WED. **N of Morgan's Point:** Winds at 9-14 kts throughout the day **WED.** **S of Morgan's Point:** Winds at 13-18 kts through ~5 PM before decreasing to 10-15 kts.
- High Temps:** **N of Morgan's Point:** Upper 80s F. **S of Morgan's Point:** Low 80s F.
- Visibility:** Not anticipating any fog risks for Wednesday

## Precip Image: 11 AM CT



Wind Speed  
11 AM CT



High Temps  
Wednesday

# Houston Pilots: Thu. 5/9/2024



## Forecast Discussion

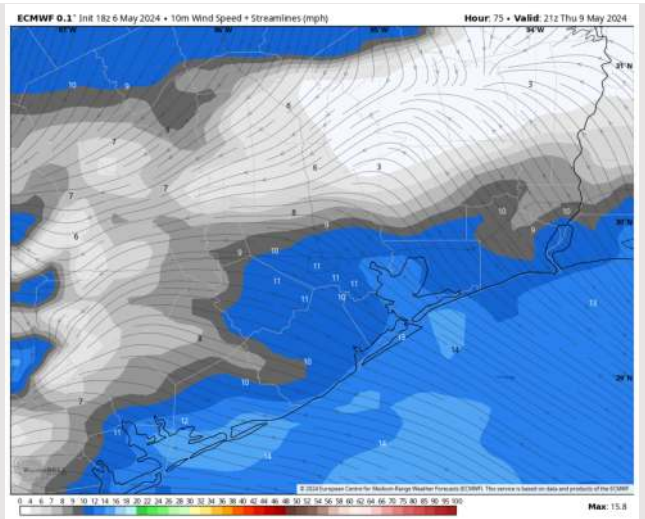
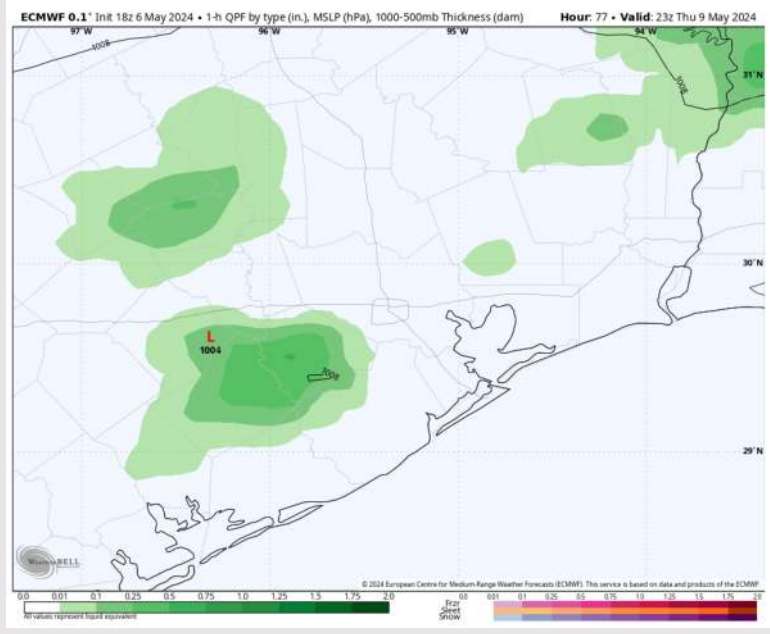
**Precip:** A low end risk for showers N of Morgan's Point after 5 PM CT on THU, however majority of rain will remain to the N

**Wind:** Winds will be out of the SE throughout THU. **N of Morgan's Point:** Winds at 5-10 kts throughout the day. **S of Morgan's Point:** Winds at 10-15 kts throughout the day THU outside of a quick decrease to 5-10 kts from 7-11 AM

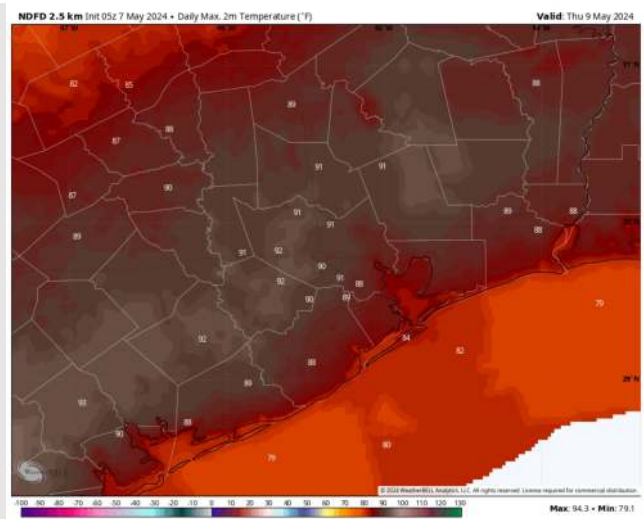
**High Temps:** **N of Morgan's Point:** Upper 80s F. **S of Morgan's Point:** Low 80s F.

**Visibility:** Not anticipating fog risks Thursday

## Precip Image: 6 PM CT



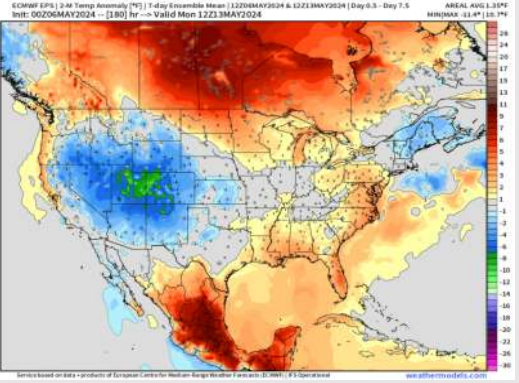
Wind Speed:  
4 PM CT



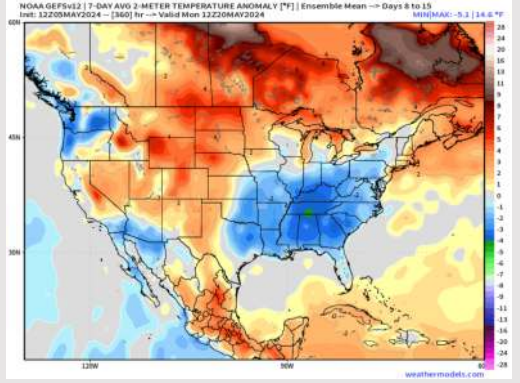
High Temps  
Thursday

# Houston Pilots: 5/7/24

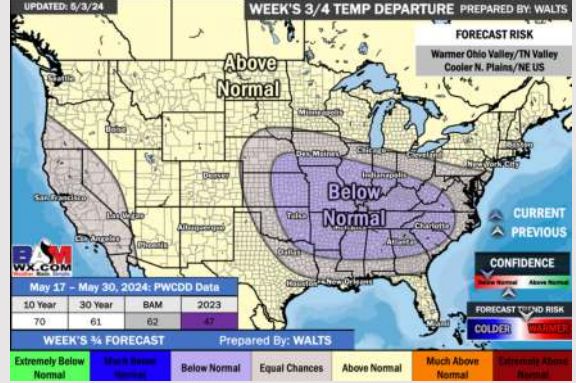
**Next 7 Day Temperature Departure**



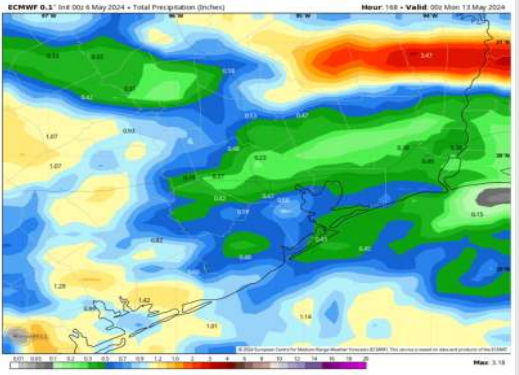
**8-14 Day Temperature Departure**



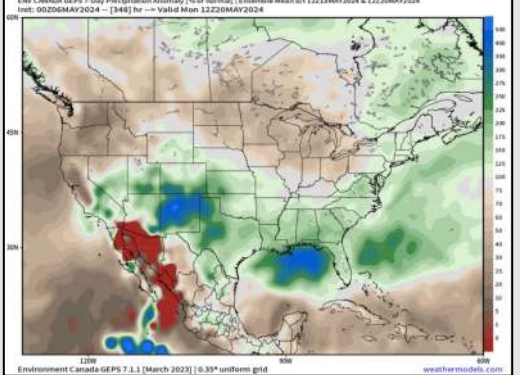
**15-30 Day Temperature Departure**



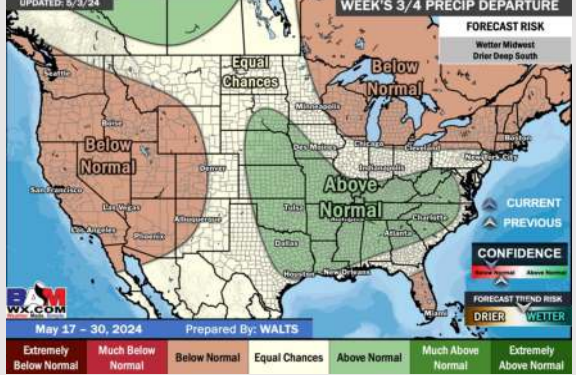
**Next 7 Day Total Precipitation**



**8-14 Day % of Average Precip.**



**15-30 Day % of Average Precip.**



- Outside of minor rain chances THU PM, a drier week ahead with next rain chances working in SUN PM. Temps are expected to be slightly above normal for the week 1 timeframe.
- Slightly above normal precipitation chances are at play during the week 2 timeframe. Temps are expected to be below normal.
- Above normal chances for precipitation are favored in the weeks 3/4 timeframe. Temperatures expected to be near normal for the weeks 3 and 4 timeframe.