

Houston Pilots Forecast Package

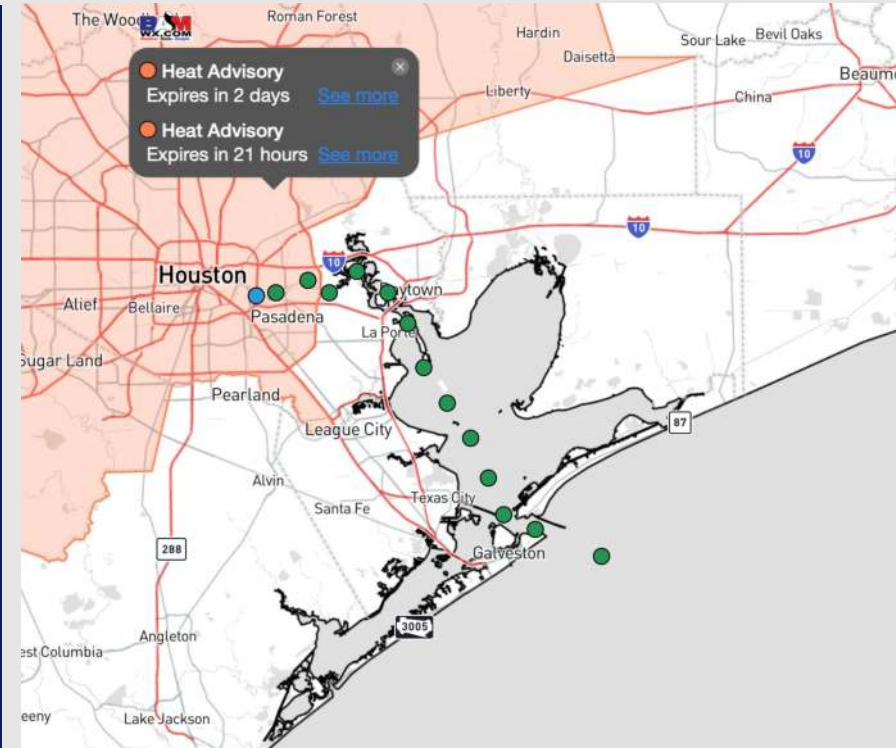


Updated: 11:10 PM CT
Sunday, May 26, 2024

Forecaster: Tyler Riggles

Weather Headlines

- Favoring dry conditions into the weekend. Next best chance to come MON evening.
- No additional fog concerns over the next few days.
- Winds will continue to be elevated heading through the weekend. Wave heights however not expected to exceed 4 ft.



Current Radar: 11:05 PM CT



As always, please do not hesitate to reach out to us with any forecast questions via the chat option on Clarity or our on-call number, **(317)-560-8122** press 1 for forecast questions.

Houston Pilots Visibility Chart (miles)



Forecast Confidence



Time	Sat 11pm	Sun 12am	Sun 1am	Sun 2am	Sun 3am	Sun 4am	Sun 5am	Sun 6am	Sun 7am	Sun 8am	Sun 9am	Sun 10am	Sun 11am	Sun 12pm	Sun 1pm	Sun 2pm	Sun 3pm	Sun 4pm	Sun 5pm	Sun 6pm	Sun 7pm	Sun 8pm	Sun 9pm	Sun 10pm
610 Bridge	10	10	10	10	10	10	10	10	9	9	10	10	10	10	10	10	10	10	10	10	10	9	10	9
Kinder 1	10	10	10	10	10	10	10	10	9	9	10	10	10	10	10	10	10	10	10	10	10	9	10	9
Greens Bayou	10	10	10	10	10	10	10	10	9	7	10	10	10	10	10	10	10	10	10	10	10	9	10	9
Shell Crude	10	10	10	10	10	10	10	10	9	6	10	10	10	10	10	10	10	10	10	10	10	9	10	9
Lynchburg Ferries	10	10	10	10	10	10	10	10	9	6	10	10	10	10	10	10	10	10	10	10	10	9	10	9
Exxon 3	10	10	10	10	10	10	10	10	9	6	10	10	10	10	10	10	10	10	10	10	10	9	10	9
Morgans Point	10	10	10	10	10	10	10	10	9	6	10	10	10	10	10	10	10	10	10	10	10	9	10	9
75/76	10	10	10	10	10	10	10	10	9	6	10	10	10	10	10	10	7	9	9	7	6	6	9	9
63/64	10	10	10	10	10	10	10	10	9	6	10	10	10	10	10	10	6	7	9	6	6	6	9	9
51/52	10	10	10	10	10	10	10	10	9	6	10	10	10	10	10	9	6	6	6	6	5	4	9	9
37/38	10	10	10	10	10	10	10	10	9	6	10	10	10	10	9	9	6	6	6	6	5	4	9	9
25/26	10	10	10	10	10	10	10	10	9	6	7	10	10	10	9	9	6	6	6	6	5	4	9	9
11/12	10	10	9	10	10	10	10	10	9	6	7	10	10	10	9	6	6	6	6	6	4	4	9	9
1 & 2 Bravo	6	6	6	6	6	6	7	7	6	6	6	6	6	6	5	5	4	4	4	3	3	3	9	9

NOTE: This is automated data that may/may not agree with the official BAM thinking that's found on the daily slides or special visibility report slides. This data should be used as a guide only

Houston Pilots Wind Chart



Forecast Confidence



Sustained wind 13 Knots
Gusts 18 Knots
Wind from the N

Example

WS: 13
G:18
N

Time Knots	Sat 11pm	Sun 12am	Sun 1am	Sun 2am	Sun 3am	Sun 4am	Sun 5am	Sun 6am	Sun 7am	Sun 8am	Sun 9am	Sun 10am	Sun 11am	Sun 12pm	Sun 1pm	Sun 2pm	Sun 3pm	Sun 4pm	Sun 5pm	Sun 6pm	Sun 7pm	Sun 8pm	Sun 9pm	Sun 10pm
610 Bridge	9	8	8	8	8	8	8	8	8	9	9	9	9	10	10	11	11	11	11	11	10	9	9	8
	18	17	17	17	17	17	17	17	17	17	17	18	18	20	20	21	22	22	21	21	19	19	17	16
	SSE	SSE	SSE	SSE	SSE	SSE	S	S	S	S	S	S	S	S	S	S	S	S	S	S	S	S	S	S
Kinder 1	9	8	8	8	8	8	8	8	8	9	9	9	9	10	10	11	11	11	11	11	10	9	9	8
	18	17	17	17	17	17	17	17	17	17	17	18	18	20	20	21	22	21	21	21	19	19	17	16
	SSE	SSE	SSE	SSE	SSE	SSE	S	S	S	S	S	S	S	S	S	S	S	S	S	S	S	S	S	S
Greens Bayou	9	8	8	8	8	8	8	8	8	9	9	9	9	10	10	11	11	11	11	11	10	9	9	7
	18	17	17	16	16	16	17	17	17	17	17	18	18	19	20	21	21	21	21	21	20	19	18	17
	SSE	SSE	SSE	SSE	SSE	SSE	S	S	S	S	S	S	S	S	S	S	S	S	S	S	S	S	S	S
Shell Crude	9	8	8	8	8	8	8	8	8	9	9	9	9	10	10	11	11	12	11	11	10	9	9	7
	18	17	17	17	17	17	17	17	17	17	18	18	18	19	19	21	21	21	21	21	20	19	18	17
	SSE	SSE	SSE	SSE	SSE	SSE	S	S	S	S	S	S	S	S	S	S	S	S	S	S	S	S	S	S
Lynchburg Ferries	9	8	8	7	8	8	8	8	8	9	9	9	10	11	11	11	11	12	11	11	10	9	9	7
	18	17	17	16	16	16	17	17	17	17	18	18	18	19	20	21	22	21	21	21	19	19	17	15
	SSE	SSE	SSE	SSE	SSE	SSE	S	S	S	S	S	S	S	S	S	S	S	S	S	S	S	S	S	S
Exxon 3	13	13	12	12	13	13	13	13	13	13	12	12	12	12	12	13	13	14	13	13	13	13	12	11
	19	19	18	18	18	18	18	18	18	19	18	18	19	20	20	21	22	21	21	21	20	19	19	17
	SSE	SSE	SSE	SSE	SSE	S	S	S	S	S	S	S	S	S	S	S	S	S	S	S	S	S	S	S
Morgans Point	13	13	12	12	13	13	13	13	13	13	12	12	12	12	13	13	13	14	13	13	13	13	12	11
	19	19	18	18	18	18	19	19	19	19	19	19	19	20	20	21	22	21	21	21	20	19	19	17
	SSE	SSE	SSE	SSE	SSE	S	S	S	S	S	S	S	S	S	S	S	S	S	S	S	S	S	S	S
75/76	14	14	13	14	14	14	14	14	14	14	14	13	13	13	13	13	14	14	14	14	14	14	13	12
	20	20	20	20	20	20	20	21	21	21	21	21	20	20	21	21	22	23	22	22	22	21	19	18
	SSE	SSE	SSE	SSE	SSE	S	S	S	S	S	S	S	S	S	S	S	S	S	S	S	S	S	S	S
63/64	14	14	14	14	14	14	14	15	15	15	15	14	14	13	13	13	14	14	14	14	13	13	13	12
	20	20	20	20	20	20	20	21	21	21	21	21	21	20	21	21	21	23	22	22	22	20	19	18
	SSE	SSE	SSE	SSE	S	S	S	S	S	S	S	S	S	S	S	S	S	S	S	S	S	S	S	S
51/52	14	14	14	15	15	15	15	15	15	15	15	14	14	13	13	13	14	14	14	14	13	13	13	12
	20	20	20	21	21	21	21	21	21	21	21	21	21	21	20	21	22	21	21	21	19	19	19	18
	SSE	SSE	SSE	SSE	S	S	S	S	S	S	S	S	S	S	S	S	S	S	S	S	S	S	S	S
37/38	14	14	14	15	15	15	15	15	15	15	15	14	14	13	13	13	14	14	14	14	13	13	13	12
	20	20	20	21	21	21	21	21	21	22	22	21	21	21	20	21	22	21	21	21	20	19	19	18
	SSE	SSE	SSE	SSE	S	S	S	S	S	S	S	S	S	S	S	S	S	S	S	S	S	S	S	S
25/26	14	14	14	14	14	14	15	15	15	15	14	14	13	13	13	13	13	14	13	13	13	12	12	11
	20	20	20	21	21	21	21	21	21	21	21	21	21	20	20	21	21	21	21	21	20	18	19	18
	SSE	SSE	SSE	SSE	SSE	S	S	S	S	S	S	S	S	S	S	S	S	S	S	S	S	S	S	S
11/12	13	13	13	13	13	13	13	13	13	13	13	13	13	13	13	13	13	13	13	13	12	11	11	11
	19	19	19	20	20	20	20	20	20	20	20	20	19	19	19	19	20	20	20	20	18	17	18	17
	SSE	SSE	SSE	SSE	SSE	S	S	S	S	S	S	S	S	S	S	S	S	S	S	S	S	S	S	S
1 & 2 Bravo	15	15	15	15	15	15	16	16	16	15	15	15	14	13	13	13	13	13	13	13	13	13	13	13
	21	21	21	22	22	22	22	22	22	22	21	21	20	19	19	19	19	20	20	20	19	18	19	18
	SSE	SSE	SSE	SSE	SSE	SSE	S	S	S	S	S	S	S	S	S	S	S	S	S	S	S	S	S	S

NOTE: This is automated data that may/may not agree with the official BAM thinking that's found on the daily slides. This data should be used as a guide only

Houston Pilots: Sun. 5/26/2024



Forecast Discussion

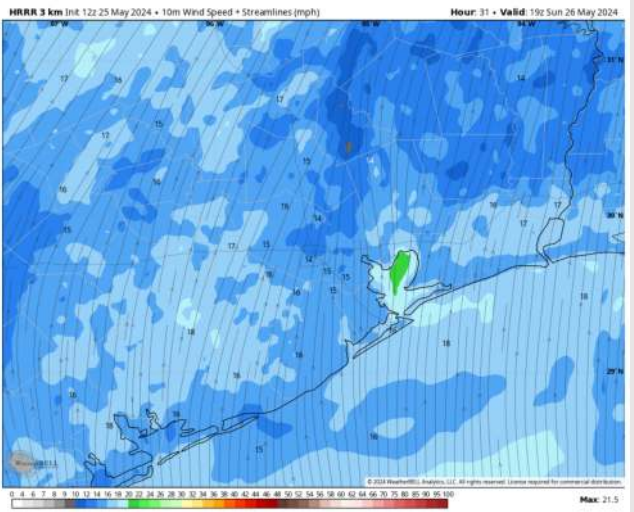
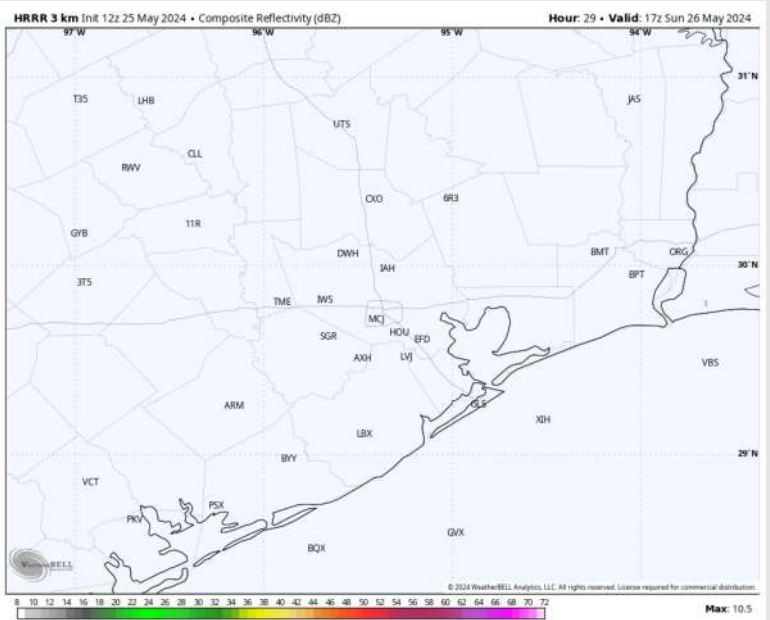
Precip: Anticipating dry conditions for today.

Wind: Winds out of the S/SE expected for today. **N of Morgan's Point:** Winds at 10-15 kts through 7PM, before decreasing to 8-13 kts for the rest of the day. **S of Morgan's Point:** Winds at 20-25 kts through 12 PM, then winds will decrease to 12 - 17 kts for the rest of the day. **Wind gusts of 22-27 kts possible through 10AM. 20-25 kts wind gusts after this timeframe for the rest of the day for all stations.**

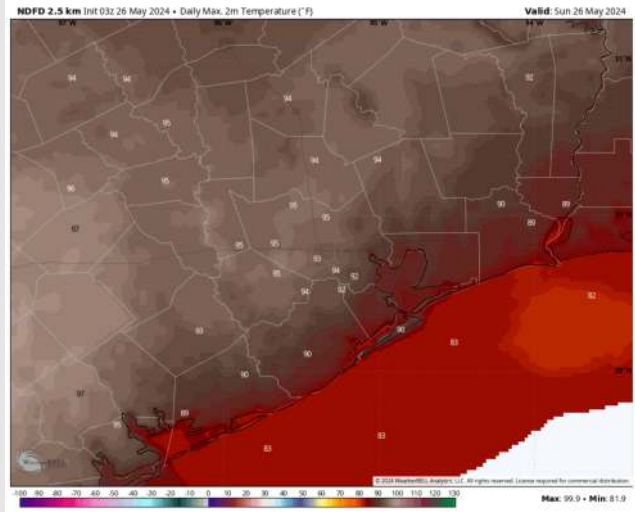
High Temps: **N of Morgan's Point:** Low/Mid 90s F. **S of Morgan's Point:** Mid 80s F.

Visibility: Not anticipating fog for today.

Precip Image: 2 PM CT



Wind Speed
2 PM CT



High Temps
Today

Houston Pilots: Mon. 5/27/2024



Forecast Discussion

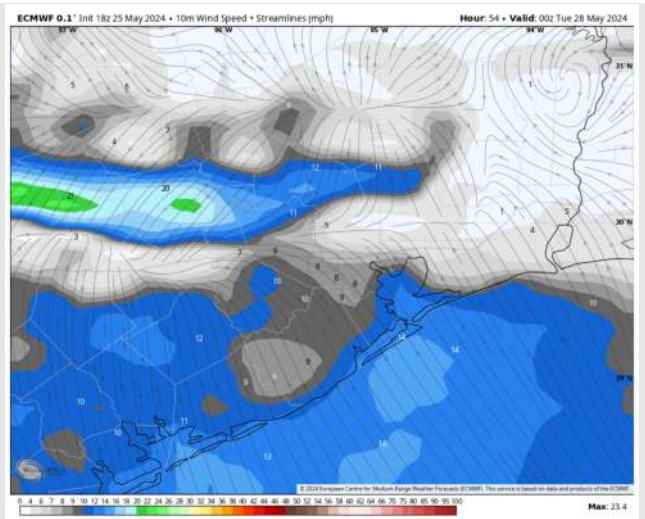
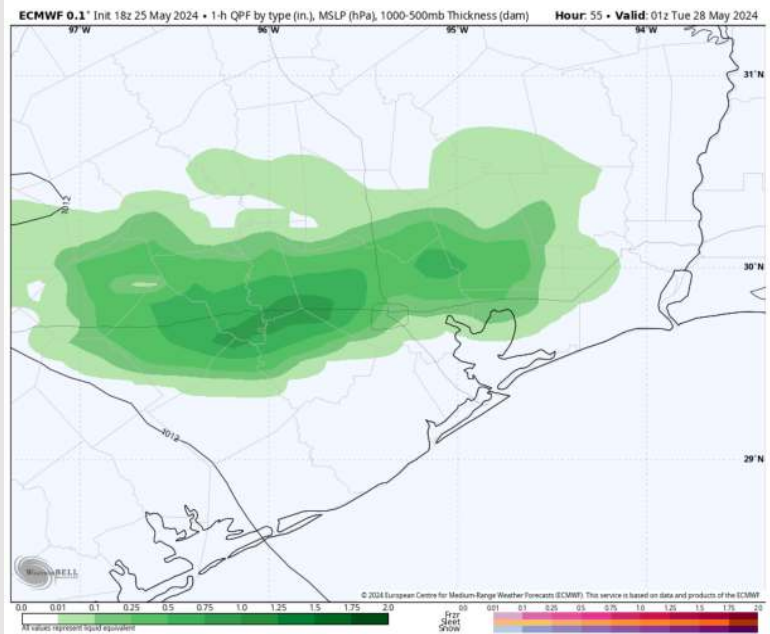
Precip: Favoring dry conditions through 6 PM. Scattered showers and storms will be possible for the remainder of the evening (30% chances).

Wind: Winds will start out of the S/SW before shifting out of the S/SE after 3PM. **N of Morgan's Point:** Winds at 6 – 12 kts for the entire day. **S of Morgan's Point:** Winds at 11 - 16 kts through 9 AM. From 9AM – 3PM, winds will decrease to 5 – 10 kts, then after 3 PM winds will increase to 10 – 15 kts. **Wind gusts of 18-23 kts possible after 3 PM with strongest storms after 6 PM able to produce locally stronger gusts of 30-40 kts.**

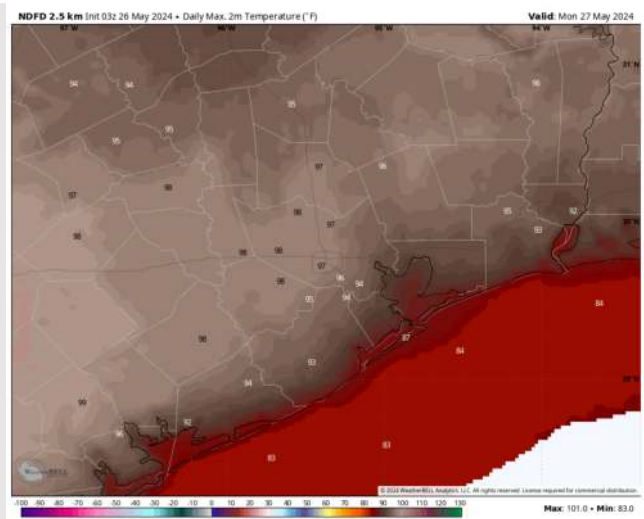
High Temps: **N of Morgan's Point:** Upper 90s F. **S of Morgan's Point:** High 80s/Near 90 F.

Visibility: Not anticipating any visibility concerns for Monday.

Precip Image: 8 PM CT



Wind Speed:
7 PM CT



High Temps
Monday

Houston Pilots: Tue. 5/28/2024



Forecast Discussion

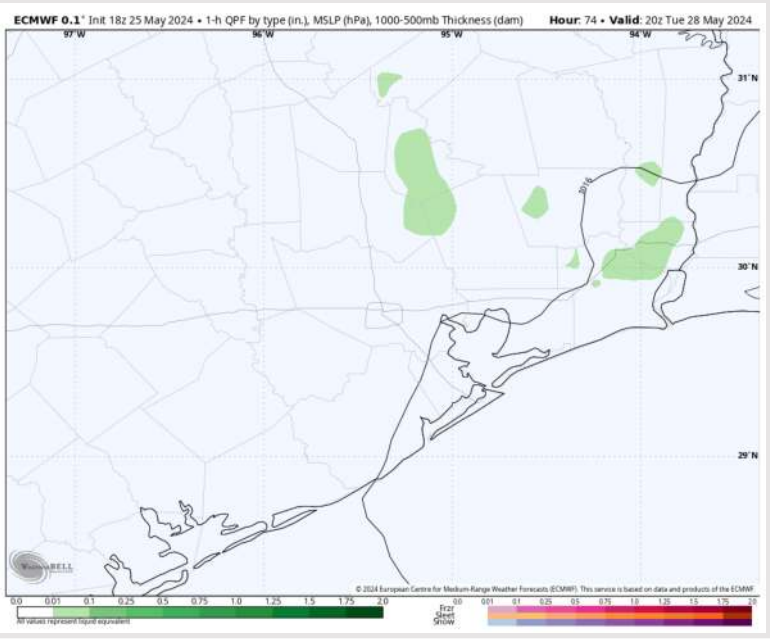
Precip: Isolated (10%) pockets of light showers/drizzle for Stations N of Morgan's Point between 10 AM and 6 PM.

Wind: Winds will be out of E/SE throughout the day Tuesday. **N of Morgan's Point:** Winds will be at 3-8 kts through 11 AM, increasing to 9-12 kts after that time. **S of Morgan's Point:** Winds will be at 3-8 kts through 10 AM, gradually increasing after that time and settling at 10-15 kts by 3 PM. **Wind gusts of 18-23 kts possible after 11 AM.**

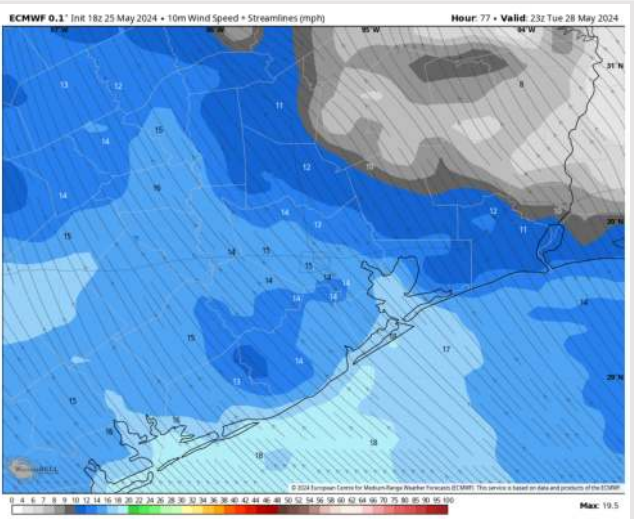
High Temps: **N of Morgan's Point:** Low 90s F **S of Morgan's Point:** Mid-Upper 80s F.

Visibility: No visibility concerns for Tuesday.

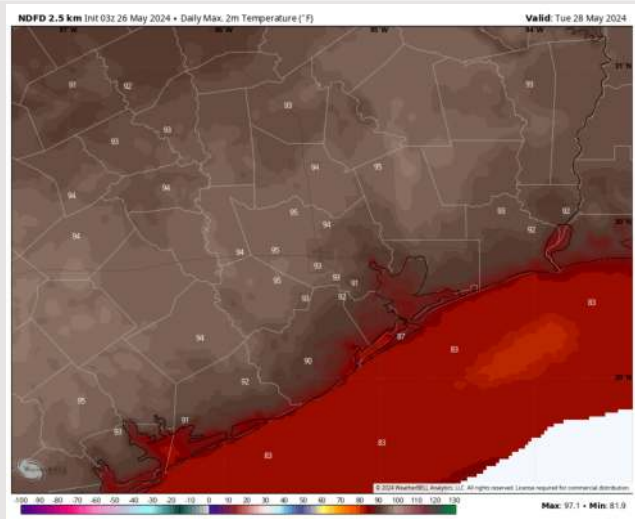
Precip Image: 3 PM CT



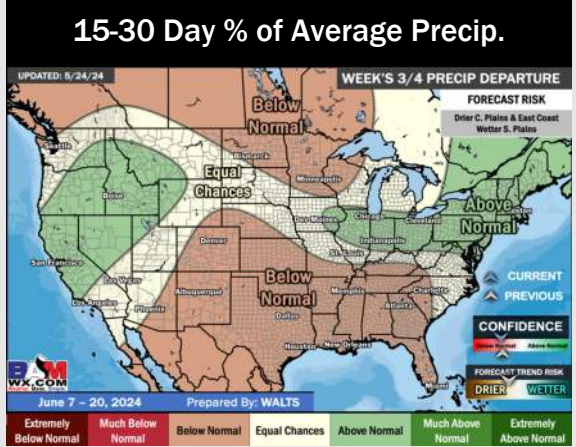
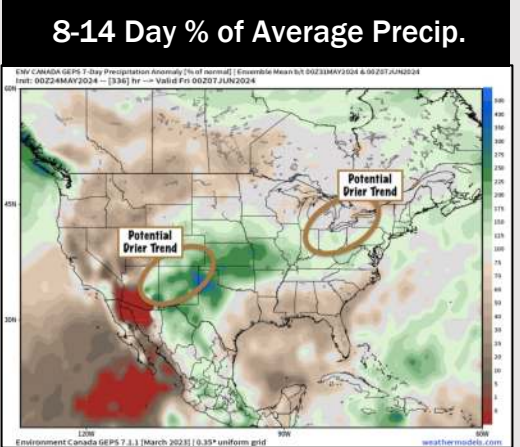

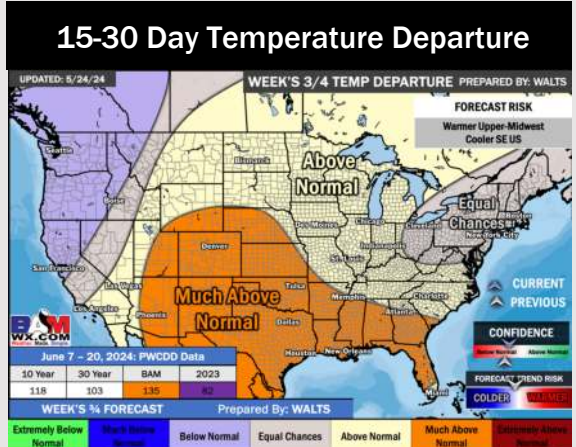
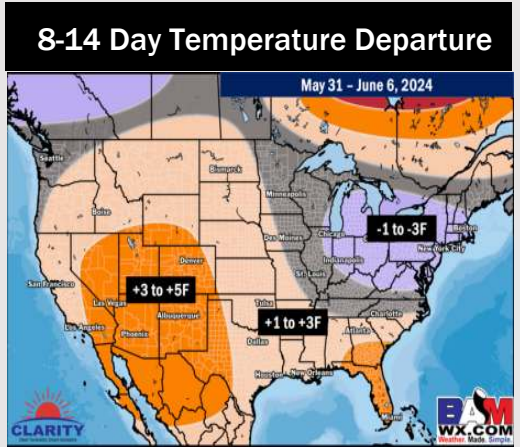
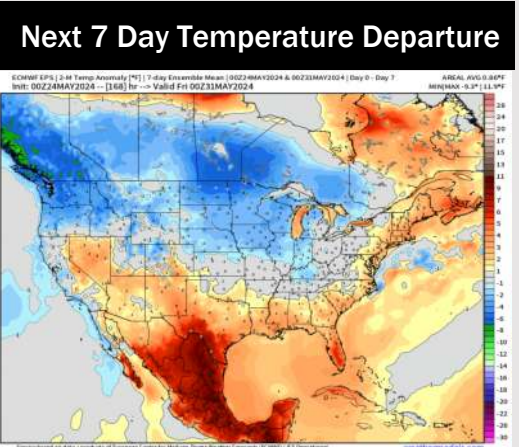
Wind Speed:
6 PM CT



High Temps
Tuesday



Houston Pilots: 5/26/24



- Temps are expected to be above normal for the week 1 timeframe. Next best chance of scattered showers and storms will come late MON PM.
- Below normal precipitation chances are at play during the week 2 timeframe. Temps are expected to be slightly above normal.
- Below normal chances for precipitation are favored in the weeks 3/4 timeframe. Temperatures expected to be much above normal for the weeks 3 and 4 timeframe.