

Houston Pilots Forecast Package



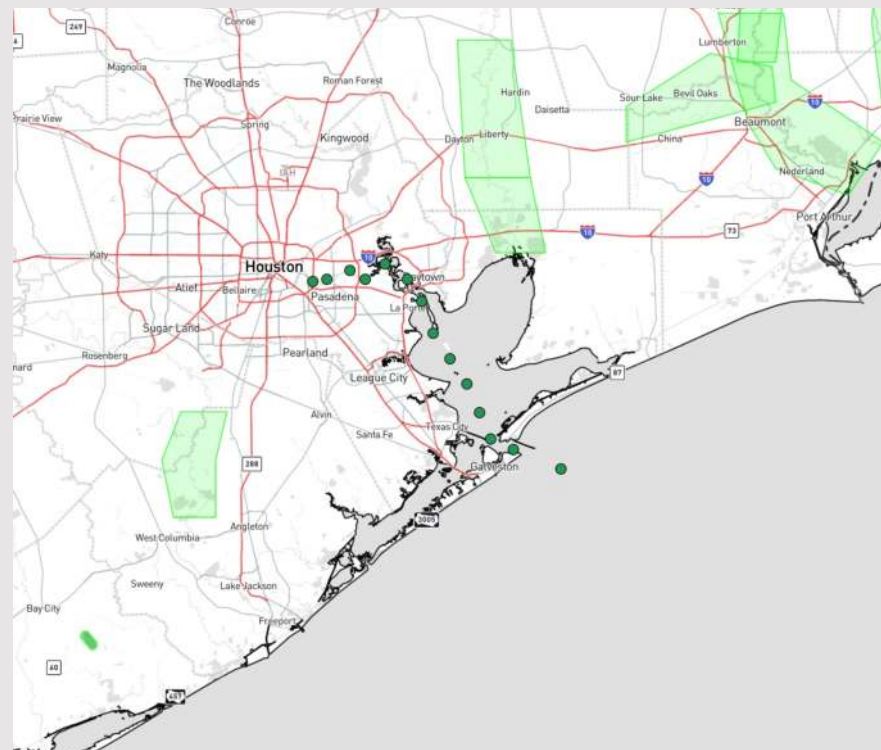
Updated: 11:20 PM CT

Friday, May 24, 2024

Forecaster: John Kemper

Weather Headlines

- Favoring dry conditions into the weekend.
- No additional fog concerns over the next few days.
- Winds will continue to be elevated heading into the weekend. Wave heights however not expected to exceed 4 ft.



Current Radar: 11:15 PM CT



As always, please do not hesitate to reach out to us with any forecast questions via the chat option on Clarity or our on-call number, **(317)-560-8122** press 1 for forecast questions.

Houston Pilots Visibility Chart (miles)



Forecast Confidence



Time	Fri 11pm	Sat 12am	Sat 1am	Sat 2am	Sat 3am	Sat 4am	Sat 5am	Sat 6am	Sat 7am	Sat 8am	Sat 9am	Sat 10am	Sat 11am	Sat 12pm	Sat 1pm	Sat 2pm	Sat 3pm	Sat 4pm	Sat 5pm	Sat 6pm	Sat 7pm	Sat 8pm	Sat 9pm	Sat 10pm
610 Bridge	10	10	10	9	7	6	6	7	6	6	10	10	10	10	10	10	10	10	10	10	10	10	10	10
Kinder 1	10	10	10	9	7	6	6	7	6	6	10	10	10	10	10	10	10	10	10	10	10	10	10	10
Greens Bayou	10	10	10	9	7	6	6	7	6	6	10	10	10	10	10	10	10	10	10	10	10	10	10	10
Shell Crude	10	10	10	9	7	6	6	7	6	6	10	10	10	10	10	10	10	10	10	10	10	10	10	10
Lynchburg Ferries	10	10	10	9	7	6	6	7	6	6	10	10	10	10	10	10	10	10	10	10	10	10	10	10
Exxon 3	10	10	10	9	7	6	6	7	6	6	10	10	10	10	10	10	10	10	10	10	10	10	10	10
Morgans Point	10	10	10	9	7	6	6	7	6	6	10	10	10	10	10	10	10	10	10	10	10	10	10	9
75/76	10	9	7	6	6	6	6	6	5	6	7	10	10	10	10	10	7	7	10	10	10	9	9	9
63/64	10	9	7	6	6	6	6	6	5	6	7	10	10	10	10	10	7	7	10	10	10	9	9	9
51/52	9	7	6	6	6	6	6	6	5	5	6	9	10	10	10	10	6	6	9	10	10	6	7	9
37/38	9	7	6	6	6	6	6	6	5	5	6	9	10	10	10	10	6	6	9	10	10	6	7	10
25/26	9	7	6	6	6	6	6	6	4	5	6	9	10	10	10	10	6	6	9	10	10	6	6	10
11/12	9	6	6	6	6	5	6	6	4	5	6	9	10	10	10	10	6	6	6	9	10	6	6	10
1 & 2 Bravo	5	5	5	4	4	4	4	4	4	4	5	6	6	6	7	6	5	4	5	6	5	4	5	9

NOTE: This is automated data that may/may not agree with the official BAM thinking that's found on the daily slides or special visibility report slides. This data should be used as a guide only

Houston Pilots Wind Chart



Forecast Confidence



Example

Sustained wind 13 Knots
Gusts 18 Knots
Wind from the N

WS: 13
G:18
N

Time Knots	Fri 11pm	Sat 12am	Sat 1am	Sat 2am	Sat 3am	Sat 4am	Sat 5am	Sat 6am	Sat 7am	Sat 8am	Sat 9am	Sat 10am	Sat 11am	Sat 12pm	Sat 1pm	Sat 2pm	Sat 3pm	Sat 4pm	Sat 5pm	Sat 6pm	Sat 7pm	Sat 8pm	Sat 9pm	Sat 10pm
610 Bridge	7	6	5	5	5	5	5	5	5	5	6	7	7	9	9	10	11	11	11	11	10	10	9	9
	14	13	13	12	12	12	12	11	11	12	13	14	15	17	19	19	20	21	21	21	20	20	19	18
	SSE	SSE	SSE	SSE	SSE	SSE	S	SSE	S	S	S	S	S	SSE	SSE	S	SSE	SSE	SSE	SSE	SSE	SSE	SSE	SSE
Kinder 1	7	6	5	5	5	5	5	5	5	5	6	7	7	9	9	10	11	11	11	11	10	9	9	9
	14	13	12	12	12	12	12	11	11	12	13	14	15	17	19	19	20	21	21	21	20	20	19	18
	SSE	SSE	SSE	S	SSE	SSE	SSE	SSE	S	S	S	S	S	SSE	SSE	SSE	SSE	SSE	SSE	SSE	SSE	SSE	SSE	SSE
Greens Bayou	7	6	5	5	5	5	5	5	5	5	6	7	7	9	9	10	11	11	11	11	10	9	9	9
	14	13	12	12	11	12	11	11	11	11	12	13	15	17	18	19	19	21	21	20	20	19	18	18
	SSE	SSE	SSE	SSE	S	SSE	SSE	SSE	S	S	S	S	SSE	SSE	SSE	SSE	SSE	SSE	SSE	SSE	SSE	SSE	SSE	SSE
Shell Crude	7	6	5	5	5	5	5	5	5	5	6	7	8	9	9	10	11	11	11	11	10	9	9	9
	14	13	12	12	12	12	12	11	11	12	13	13	15	17	18	18	19	20	20	20	19	19	18	18
	SSE	SSE	SSE	S	S	SSE	SSE	SSE	S	S	S	S	SSE	SSE	SSE	SSE	SSE	SSE	SSE	SSE	SSE	SSE	SSE	SSE
Lynchburg Ferries	6	5	5	5	5	5	5	5	5	6	7	8	9	9	10	11	11	11	11	11	10	9	9	9
	14	12	12	11	11	11	11	11	10	11	12	13	15	17	18	18	19	21	21	20	20	19	18	18
	SSE	SSE	SSE	S	S	S	SSE	SSE	S	S	S	S	SSE	SSE	SSE	SSE	SSE	SSE	SSE	SSE	SSE	SSE	SSE	SSE
Exxon 3	9	9	9	9	8	8	8	8	8	8	8	9	9	10	11	12	13	13	13	13	13	13	13	13
	15	14	13	13	13	13	13	13	12	13	13	14	15	17	19	19	20	21	21	20	20	20	19	19
	SSE	SSE	SSE	S	S	S	S	S	S	S	S	S	SSE	SSE	SSE	SSE	SSE	SSE	SSE	SSE	SSE	SSE	SSE	SSE
Morgans Point	9	9	9	9	9	9	8	8	8	8	8	9	9	10	11	12	12	13	13	13	13	13	13	13
	15	14	13	13	13	13	13	13	13	13	13	14	15	17	19	19	20	21	21	20	20	20	19	19
	SSE	SSE	SSE	SSE	S	S	S	S	S	S	S	S	SSE	SSE	SSE	SSE	SSE	SSE	SSE	SSE	SSE	SSE	SSE	SSE
75/76	11	10	9	9	10	10	9	9	9	9	9	9	10	11	11	12	13	13	13	14	14	14	14	13
	15	15	15	15	15	15	14	14	14	14	14	15	16	18	19	20	20	21	21	21	21	21	20	20
	SSE	SSE	SSE	SSE	S	S	S	S	S	S	S	S	SSE	SSE	SSE	SSE	SSE	SSE	SSE	SSE	SSE	SSE	SSE	SSE
63/64	11	10	10	10	10	10	10	9	9	9	9	10	10	11	11	12	13	13	13	13	13	13	14	14
	15	15	15	15	15	15	14	14	14	15	14	15	16	18	19	19	20	21	21	20	20	20	20	20
	SSE	SSE	SSE	SSE	S	S	S	S	S	S	S	S	SSE	SSE	SSE	SSE	SSE	SSE	SSE	SSE	SSE	SSE	SSE	SSE
51/52	11	11	10	10	11	11	10	10	10	10	10	10	11	11	11	12	13	13	13	13	13	13	14	14
	15	15	15	15	15	15	15	14	15	15	15	16	16	17	18	18	19	20	20	19	19	20	20	20
	S	SSE	SSE	S	S	S	S	S	S	S	S	S	SSE	SSE	SSE	SSE	SSE	SSE	SSE	SSE	SSE	SSE	SSE	SSE
37/38	11	11	10	11	11	11	11	10	10	10	10	10	10	11	11	11	12	13	13	13	13	13	13	14
	16	15	15	15	15	15	15	15	15	15	15	15	16	17	18	18	19	20	20	19	19	20	20	20
	SSE	SSE	SSE	S	S	S	S	S	S	S	S	S	S	SSE	SSE	SSE	SSE	SSE	SSE	SSE	SSE	SSE	SSE	SSE
25/26	11	10	10	10	11	11	10	10	10	10	10	10	10	11	11	11	12	13	13	13	13	13	13	13
	15	15	15	15	15	15	15	15	15	15	14	15	15	17	17	17	19	19	19	19	19	19	19	20
	SSE	SSE	SSE	S	S	S	S	S	S	S	S	S	S	SSE	SSE	SSE	SSE	SSE	SSE	SSE	SSE	SSE	SSE	SSE
11/12	10	9	9	9	9	10	9	9	9	9	9	9	10	10	11	11	11	12	12	12	11	12	12	13
	15	15	15	15	15	15	15	14	15	15	14	14	15	16	16	17	18	18	18	18	19	18	19	19
	S	S	SSE	S	S	S	S	S	S	S	S	S	S	SSE	SSE	SSE	SSE	SSE	SSE	SSE	SSE	SSE	SSE	SSE
1 & 2 Bravo	12	11	11	11	11	12	11	11	11	11	10	10	10	10	11	11	11	12	13	13	13	13	14	15
	17	16	16	16	16	16	16	16	16	15	15	15	15	16	16	17	17	18	19	19	19	20	20	20
	SSE	S	SSE	SSE	S	SSE	S	S	S	S	S	S	S	SSE	SSE	SSE	SSE	SSE	SSE	SSE	SSE	SSE	SSE	SSE

NOTE: This is automated data that may/may not agree with the official BAM thinking that's found on the daily slides. This data should be used as a guide only

Houston Pilots: Sat. 5/25/2024



Forecast Discussion

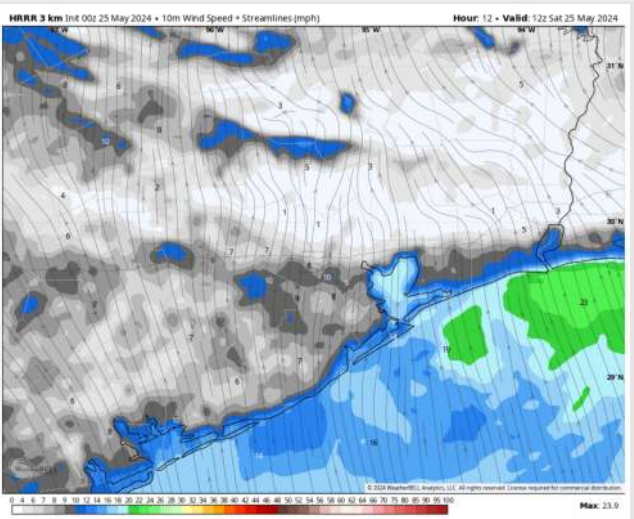
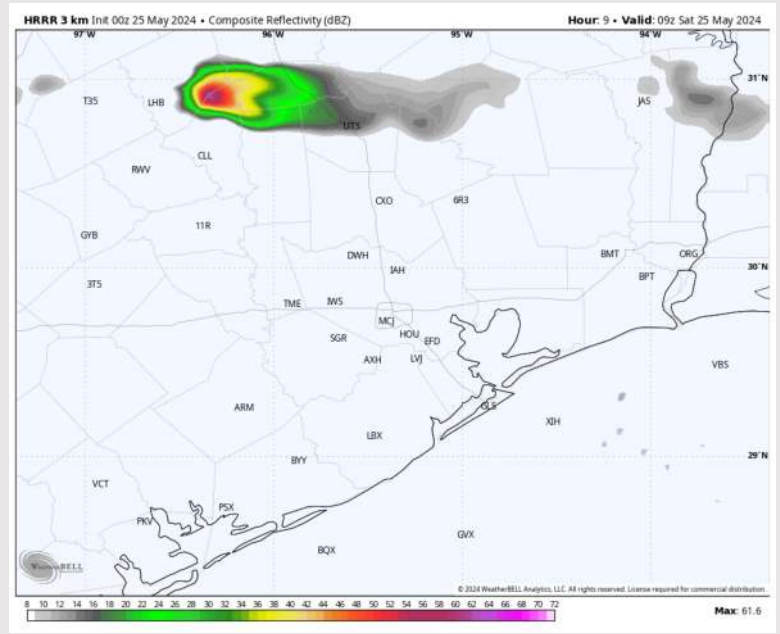
Precip: Favoring dry conditions throughout today, as storms to the northwest will die prior to arrival.

Wind: Winds will be out of S/SE throughout today. **N of Morgan's Point:** Winds will be 3 – 7 kts through 1PM when then winds will pick up to 9-14 kts throughout the rest of the day. **S of Morgan's Point:** Winds will be at 9 – 13kts through 10AM, before becoming 14 – 19 kts for the remainder of the day. **Wind gusts of 20-25 kts possible for all stations throughout the day.**

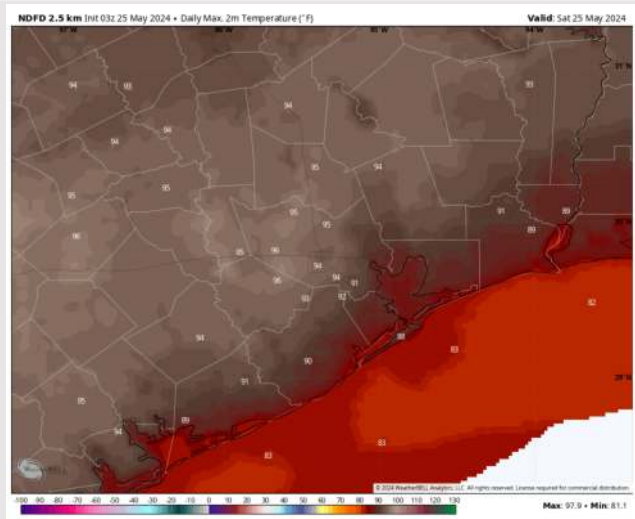
High Temps: **N of Morgan's Point:** Mid 90s F **S of Morgan's Point:** Low/Mid 80s F.

Visibility: No visibility concerns for today outside of a few localized instances of haze during before 6AM.

Precip Image: 4 AM CT



Wind Speed:
7 AM CT



High Temps
Today

Houston Pilots: Sun. 5/26/2024



Forecast Discussion

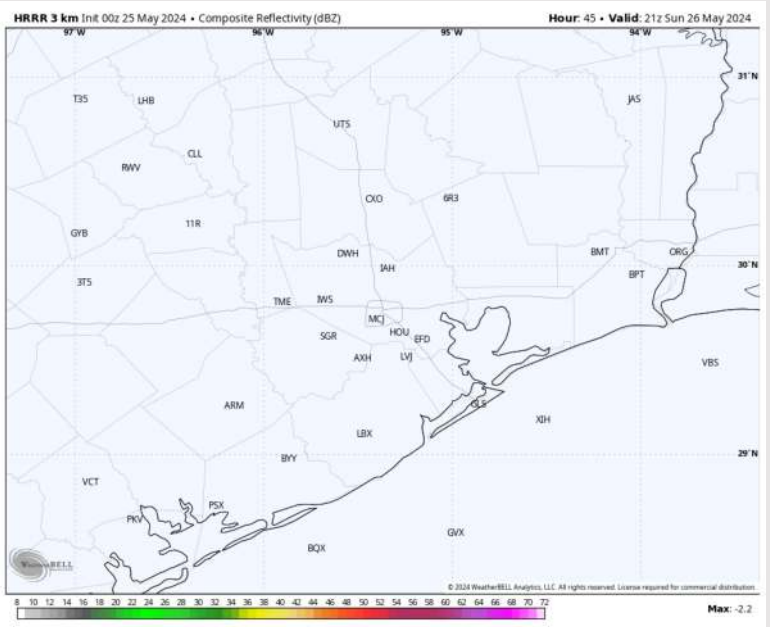
Precip: Anticipating dry conditions for Sunday.

Wind: Winds out of the SSE expected for Sunday. **N of Morgan's Point:** Winds at 10-15 kts through 7PM, before decreasing through 8-13 kts for the rest of the day. **S of Morgan's Point:** Winds at 20-25 kts through 12 PM, then winds will decrease to 12 - 17 kts for the rest of the day Sunday. **Wind gusts of 25-30 kts possible through 10AM. 20-25 kts wind gusts after this timeframe for the rest of the day for all stations.**

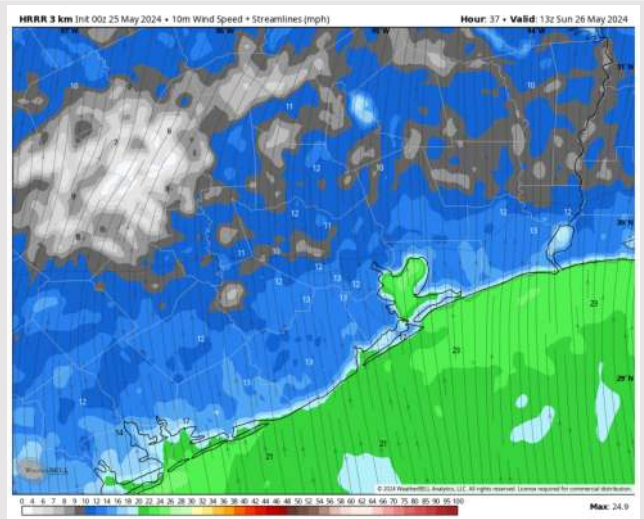
High Temps: **N of Morgan's Point:** Mid 90s F. **S of Morgan's Point:** Mid 80s F.

Visibility: Not anticipating fog for SUN.

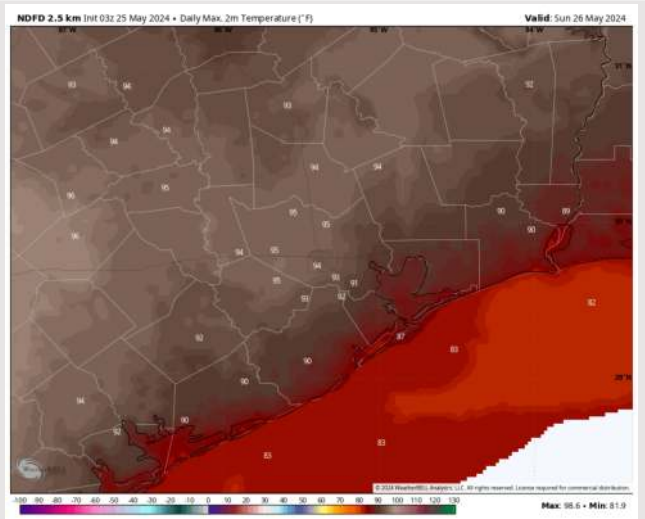
Precip Image: 4 PM CT



Wind Speed
8 AM CT



High Temps
Sunday



Houston Pilots: Mon. 5/27/2024



Forecast Discussion

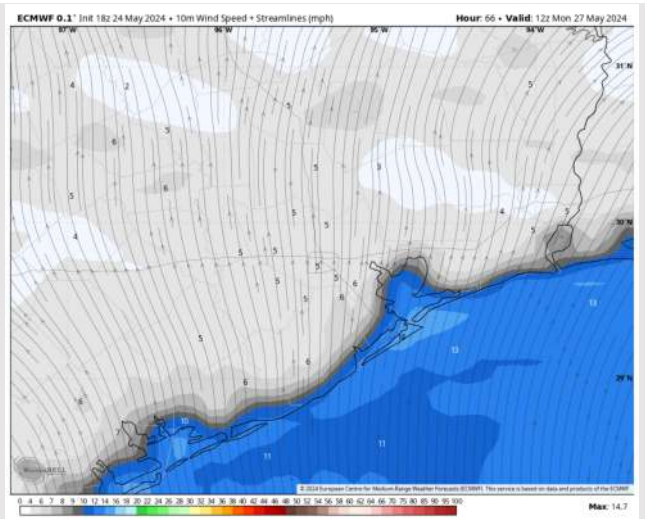
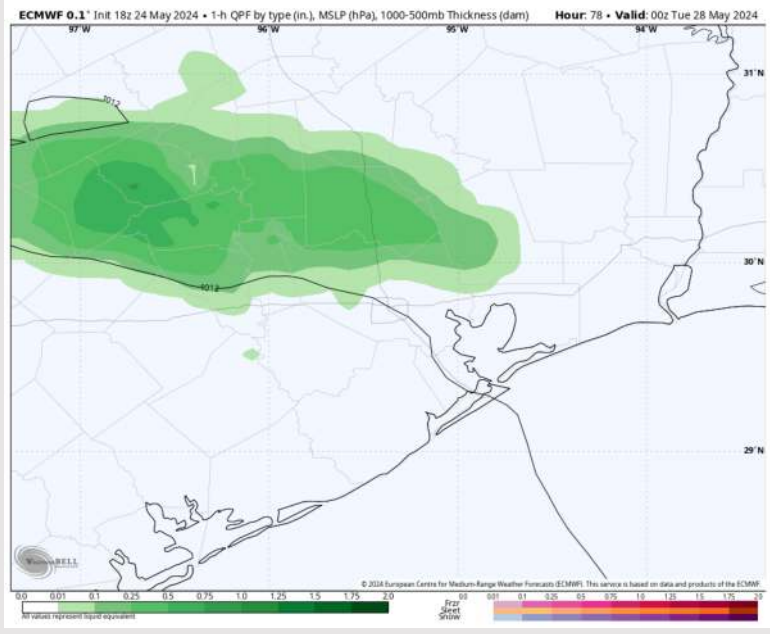
Precip: Favoring dry conditions through 7PM. Scattered showers and storms will be possible for the remainder of the evening (30% chances).

Wind: Winds will start out of the SW before shifting out of the SE after 3PM. **N of Morgan's Point:** Winds at 6 – 12 kts for the entire day. **S of Morgan's Point:** Winds at 8 - 13 kts through 9 AM. From 9AM – 3PM, winds will decrease to 5 – 10 kts, then after 3 PM winds will increase to 14 – 17 kts.

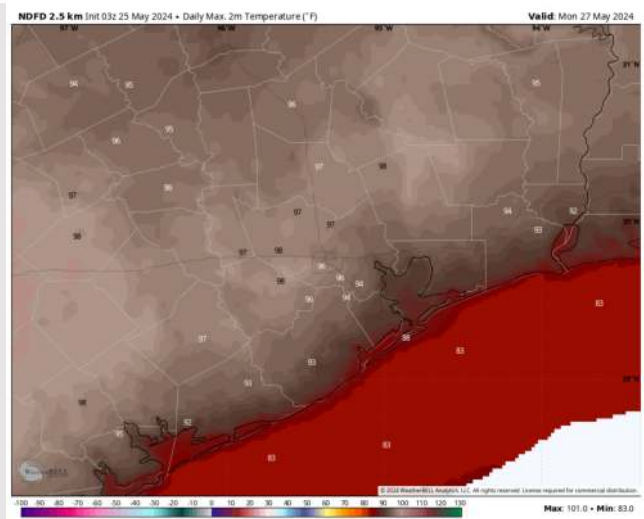
High Temps: **N of Morgan's Point:** Upper 70s F. **S of Morgan's Point:** Low 80s F.

Visibility: Not anticipating any visibility concerns for Monday.

Precip Image: 7 PM CT

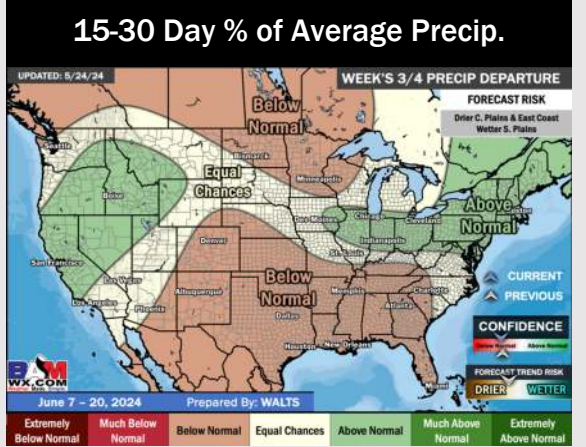
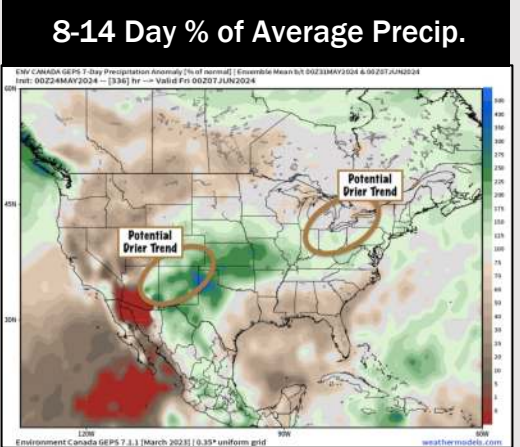
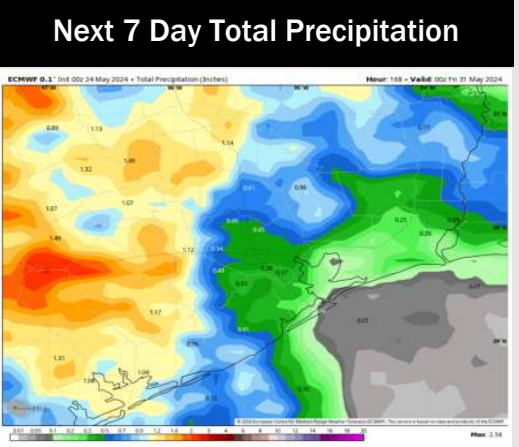
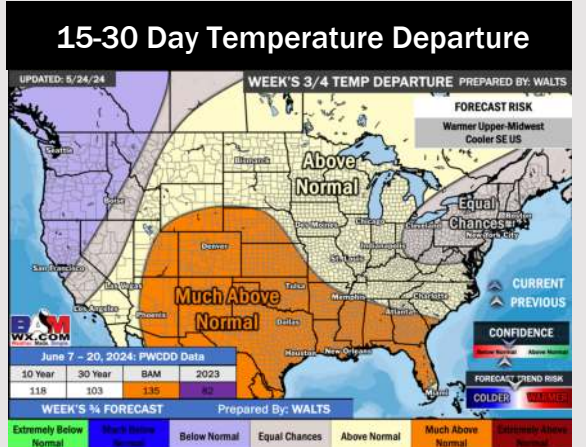
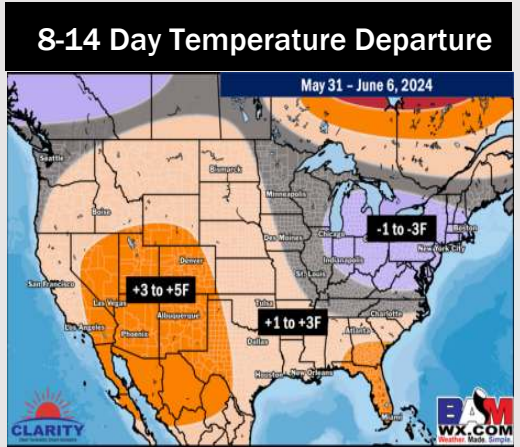
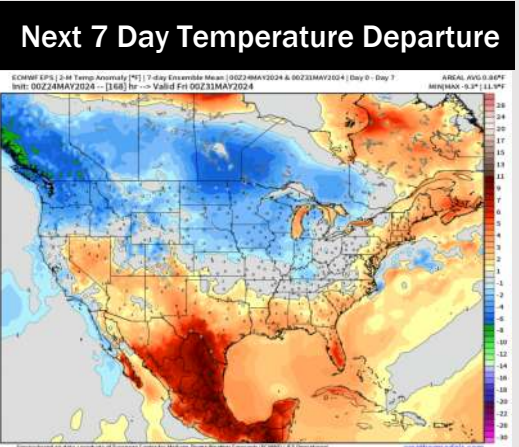


Wind Speed:
7 AM CT



High Temps
Monday

Houston Pilots: 5/24/24



- Temps are expected to be above normal for the week 1 timeframe. Next best chance of scattered showers and storms will come TUE-THU next week.
- Below normal precipitation chances are at play during the week 2 timeframe. Temps are expected to be slightly above normal.
- Below normal chances for precipitation are favored in the weeks 3/4 timeframe. Temperatures expected to be much above normal for the weeks 3 and 4 timeframe.