

# Houston Pilots Forecast Package

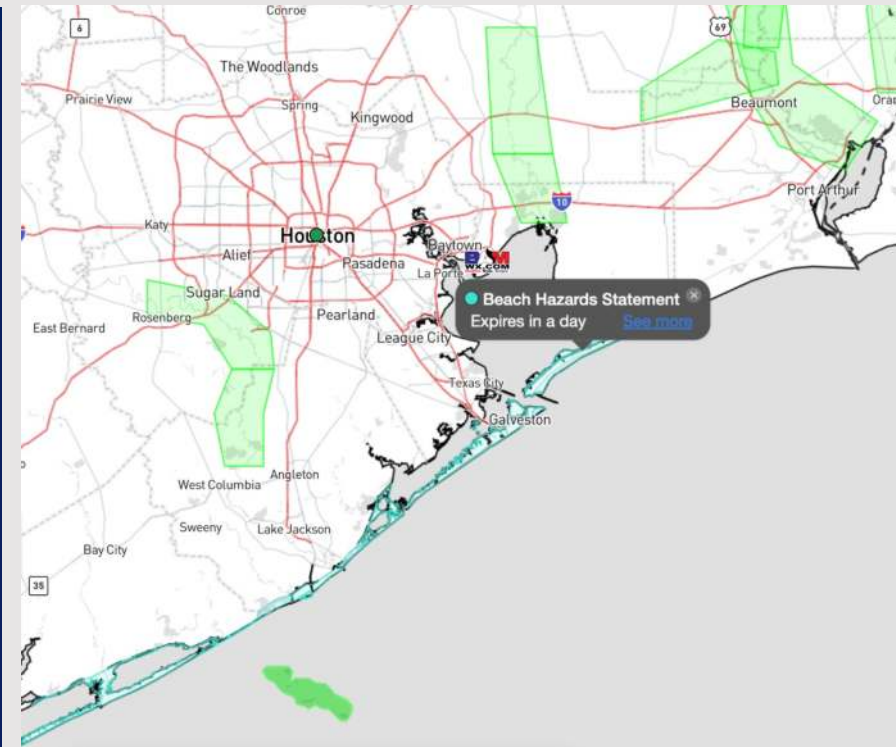


Updated: 11:15 PM CT  
Friday, May 24, 2024

Forecaster: Xander Lowry

## Weather Headlines

- Favoring dry conditions into the weekend.
- No additional fog concerns over the next few days.
- Winds will continue to be elevated heading into the weekend. With elevated waves heights to return Sunday.



Current Radar: 11:10 PM CT



As always, please do not hesitate to reach out to us with any forecast questions via the chat option on Clarity or our on-call number, **(317)-560-8122** press 1 for forecast questions.

# Houston Pilots Visibility Chart (miles)



## Forecast Confidence



Time	Thu 11pm	Fri 12am	Fri 1am	Fri 2am	Fri 3am	Fri 4am	Fri 5am	Fri 6am	Fri 7am	Fri 8am	Fri 9am	Fri 10am	Fri 11am	Fri 12pm	Fri 1pm	Fri 2pm	Fri 3pm	Fri 4pm	Fri 5pm	Fri 6pm	Fri 7pm	Fri 8pm	Fri 9pm	Fri 10pm
610 Bridge	10	10	10	10	10	10	10	10	10	9	10	10	10	10	10	10	10	10	10	10	10	9	10	10
Kinder 1	10	10	10	10	10	10	10	10	10	7	10	10	10	10	10	10	10	10	10	10	10	9	10	10
Greens Bayou	10	10	10	10	10	10	10	10	10	7	10	10	10	10	10	10	10	10	10	10	10	9	10	10
Shell Crude	10	10	10	10	10	10	10	10	10	7	10	10	10	10	10	10	10	10	10	10	10	9	10	10
Lynchburg Ferries	10	10	10	10	10	10	10	10	10	7	10	10	10	10	10	10	10	10	10	10	10	9	10	10
Exxon 3	10	10	10	10	10	10	10	10	9	7	10	10	10	10	10	10	10	10	10	10	10	9	10	10
Morgans Point	10	10	10	10	10	10	10	10	9	7	10	10	10	10	10	10	10	10	10	10	10	9	10	10
75/76	10	10	7	7	9	9	10	10	9	7	9	10	10	10	10	10	7	7	9	9	7	6	7	9
63/64	10	10	7	7	9	9	10	10	9	6	9	10	10	10	10	10	7	7	9	9	7	6	7	9
51/52	10	10	7	7	7	9	10	10	7	6	7	9	10	10	10	10	6	6	6	6	6	6	6	9
37/38	10	10	7	7	7	9	10	10	7	6	7	9	10	10	10	10	6	6	6	6	6	6	6	9
25/26	10	10	7	7	7	9	10	10	7	6	7	9	10	10	10	10	6	6	6	6	6	6	6	9
11/12	10	10	6	6	6	6	10	9	7	6	7	9	10	10	10	10	6	6	6	6	5	5	6	9
1 & 2 Bravo	6	6	6	5	6	6	6	6	5	5	6	6	7	7	7	6	5	4	4	4	4	4	4	9

**NOTE: This is automated data that may/may not agree with the official BAM thinking that's found on the daily slides or special visibility report slides. This data should be used as a guide only**

# Houston Pilots Wind Chart



Sustained wind 13 Knots  
Gusts 18 Knots  
Wind from the N

**Example**  
WS: 13  
G:18  
N

Time Knots	Thu 11pm	Fri 12am	Fri 1am	Fri 2am	Fri 3am	Fri 4am	Fri 5am	Fri 6am	Fri 7am	Fri 8am	Fri 9am	Fri 10am	Fri 11am	Fri 12pm	Fri 1pm	Fri 2pm	Fri 3pm	Fri 4pm	Fri 5pm	Fri 6pm	Fri 7pm	Fri 8pm	Fri 9pm	Fri 10pm	
610 Bridge	9	8	8	8	8	8	7	7	7	8	8	9	9	10	10	11	11	11	11	11	10	9	9	8	
	18	17	16	16	16	16	16	15	15	15	16	18	19	19	21	21	21	22	22	21	19	18	17	16	
	SSE	SSE	SSE	SSE	SSE	SSE	SSE	SSE	S	S	S	S	S	S	S	S	S	S	S	SSE	SSE	SSE	S		
Kinder 1	8	8	7	7	8	8	7	7	7	8	8	9	9	10	10	11	11	11	11	11	10	9	9	7	
	17	17	16	16	16	16	16	15	15	15	16	18	19	19	21	21	21	21	22	20	19	18	17	16	
	SSE	SSE	SSE	SSE	SSE	SSE	SSE	SSE	S	S	S	S	S	S	S	S	S	S	S	SSE	SSE	SSE	S		
Greens Bayou	8	8	7	7	7	8	7	7	7	8	8	9	9	10	10	11	11	11	11	11	9	9	8	7	
	17	17	16	16	16	16	16	15	15	15	16	17	19	19	21	20	21	21	21	20	19	18	17	15	
	SSE	SSE	SSE	SSE	SSE	SSE	SSE	SSE	S	S	S	S	S	S	S	S	S	S	S	SSE	SSE	SSE	S		
Shell Crude	8	8	7	7	8	8	7	7	7	8	8	9	9	10	11	11	11	11	11	11	9	9	8	7	
	17	17	16	16	16	16	16	15	15	15	16	17	19	19	21	20	21	21	21	20	19	18	17	15	
	SSE	SSE	SSE	SSE	SSE	SSE	SSE	SSE	S	S	S	S	S	S	S	S	S	S	S	SSE	SSE	SSE	S		
Lynchburg Ferries	8	7	7	7	7	8	7	7	7	8	8	9	10	11	11	11	11	11	11	11	10	9	8	7	
	17	16	15	16	16	16	16	15	15	15	16	18	19	19	20	20	21	21	21	20	19	18	17	15	
	SSE	SSE	SSE	SSE	SSE	SSE	SSE	SSE	S	S	S	S	S	S	S	S	S	S	S	SSE	SSE	SSE	S		
Exxon 3	12	12	11	12	12	12	12	11	11	11	11	11	12	12	13	13	13	13	13	13	13	12	12	11	
	18	17	17	18	18	18	17	17	16	17	17	18	19	19	21	21	21	21	22	20	19	19	18	17	
	SSE	SSE	SSE	SSE	SSE	SSE	SSE	S	S	S	S	S	S	S	S	S	S	S	SSE	SSE	SSE	SSE	S		
Morgans Point	11	11	11	12	12	12	12	11	11	11	11	11	12	12	13	13	13	13	13	13	13	12	11	11	
	18	17	17	18	18	18	18	17	17	17	17	18	19	19	21	21	21	21	21	20	19	18	18	17	
	SSE	SSE	SSE	SSE	SSE	SSE	SSE	S	S	S	S	S	S	S	S	SSE	S	SSE	SSE	SSE	SSE	SSE	S		
75/76	13	13	13	13	13	13	13	13	13	13	13	13	13	13	13	14	14	14	14	14	14	13	13	13	12
	19	18	19	19	20	20	19	19	18	19	19	19	20	20	21	22	22	22	22	22	21	20	19	19	18
	SSE	SSE	SSE	SSE	SSE	SSE	SSE	S	S	S	S	S	S	S	S	SSE	S	SSE	S	SSE	SSE	SSE	S		
63/64	13	13	13	13	14	14	13	13	13	13	13	13	13	13	13	14	14	14	14	14	13	13	13	13	12
	19	18	19	19	20	20	19	19	19	19	19	19	20	20	21	22	22	22	22	22	21	19	19	19	18
	SSE	SSE	SSE	SSE	SSE	SSE	SSE	S	S	S	S	S	S	S	S	S	S	S	S	SSE	SSE	SSE	S		
51/52	13	13	13	14	14	14	14	13	13	13	13	13	13	13	13	13	14	13	13	13	13	13	13	13	12
	19	18	19	20	20	20	20	19	19	19	19	19	20	20	21	21	21	21	21	20	19	18	18	18	
	SSE	SSE	SSE	SSE	SSE	SSE	SSE	S	S	S	S	S	S	S	S	S	S	S	S	SSE	SSE	SSE	S		
37/38	13	13	13	14	14	14	14	13	13	13	13	13	13	13	13	13	13	13	13	13	13	13	13	12	12
	19	18	19	20	20	20	20	19	19	19	19	19	20	20	21	20	21	21	21	19	19	18	18	17	
	SSE	SSE	SSE	SSE	SSE	SSE	SSE	S	S	S	S	S	S	S	S	S	S	S	S	SSE	SSE	SSE	S		
25/26	12	13	13	13	13	13	13	13	13	13	13	13	13	13	13	13	13	13	13	13	12	12	12	11	
	18	18	19	19	20	20	20	19	19	19	19	19	20	19	20	20	21	20	20	19	19	18	18	17	
	SSE	SSE	SSE	SSE	SSE	SSE	SSE	SSE	S	S	S	S	S	S	S	S	S	S	S	SSE	SSE	SSE	S		
11/12	11	11	12	12	12	13	13	12	12	12	12	12	12	13	13	13	13	13	12	11	11	11	11	11	
	18	17	18	18	19	19	19	19	18	18	18	18	19	19	19	19	19	19	19	18	18	17	17	17	
	SSE	SSE	SSE	SSE	SSE	SSE	SSE	S	S	S	S	S	S	S	S	S	S	S	S	SSE	SSE	SSE	S		
1 & 2 Bravo	13	13	14	14	15	15	15	15	14	14	13	13	13	13	13	13	13	13	13	13	12	13	13	13	
	19	19	20	20	20	21	21	20	20	20	19	19	19	19	19	19	19	19	19	19	18	19	18	18	
	SE	SE	SSE	SSE	SSE	SSE	SSE	SSE	S	S	S	S	S	S	S	S	S	S	S	SSE	SSE	SSE	SSE	S	

**NOTE: This is automated data that may/may not agree with the official BAM thinking that's found on the daily slides. This data should be used as a guide only**

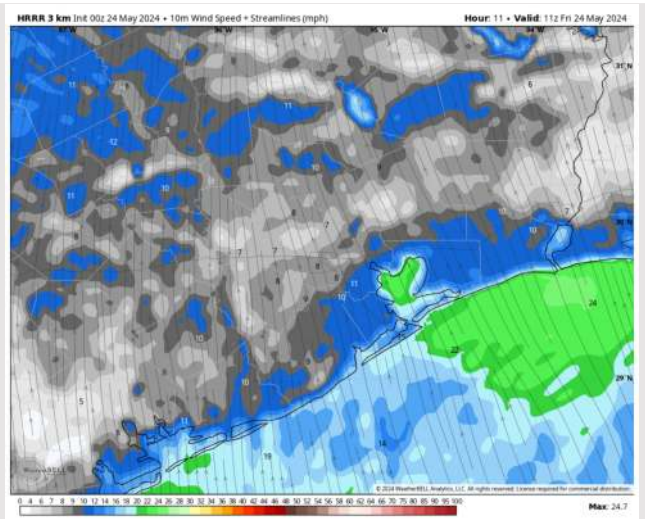
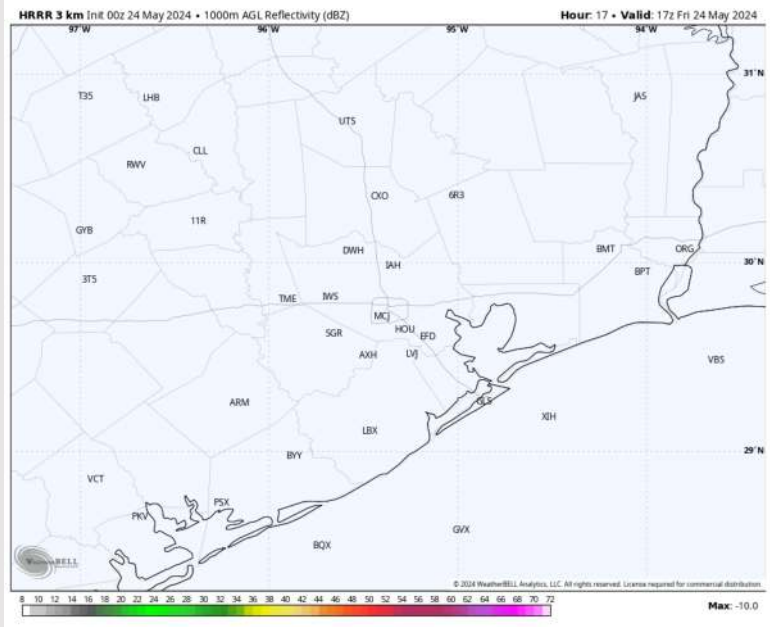
# Houston Pilots: Fri. 5/24/2024



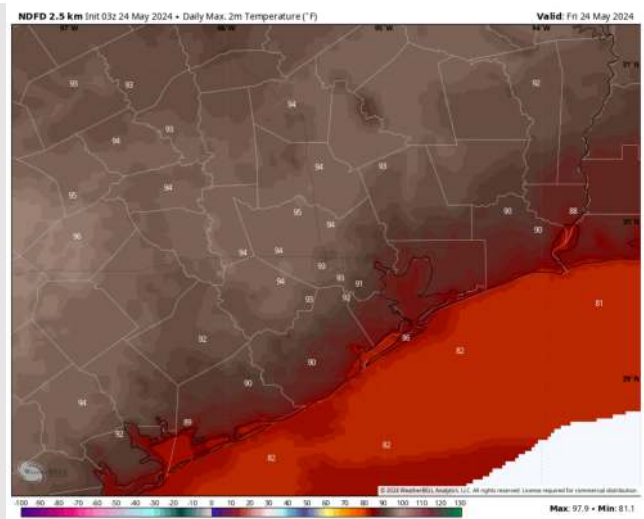
## Forecast Discussion

- Precip:** Favoring dry conditions for today.
- Wind:** Winds will remain out of the SE for today. **N of Morgan's Point:** Winds at 9 - 14 kts through 12PM, before increasing to 11 - 16kts for the rest of the evening. **S of Morgan's Point:** Winds at 15 - 20 kts through the day outside of a brief break in winds from 3 - 7 PM with winds of 10 - 15 kts are favored. **Wind gusts of 20-25 kts possible through 6 PM at all stations.**
- High Temps:** **N of Morgan's Point:** Low 90s F. **S of Morgan's Point:** Low/Mid 80s F.
- Visibility:** Not anticipating any visibility concerns for today.

## Precip Image: 12 PM CT



Wind Speed:  
6 AM CT



High Temps  
Today

# Houston Pilots: Sat. 5/25/2024



## Forecast Discussion

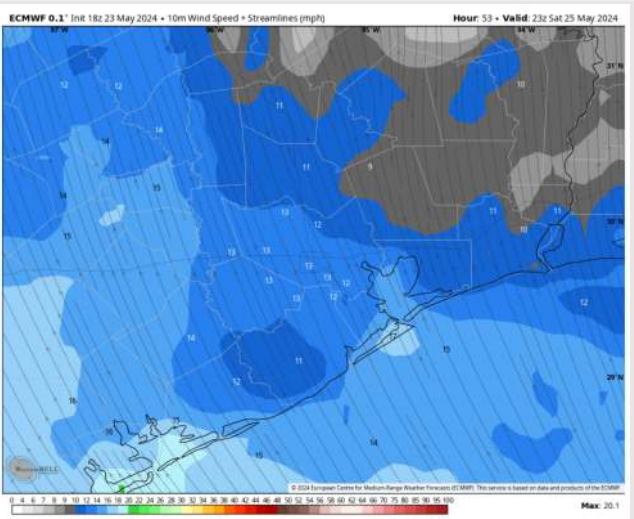
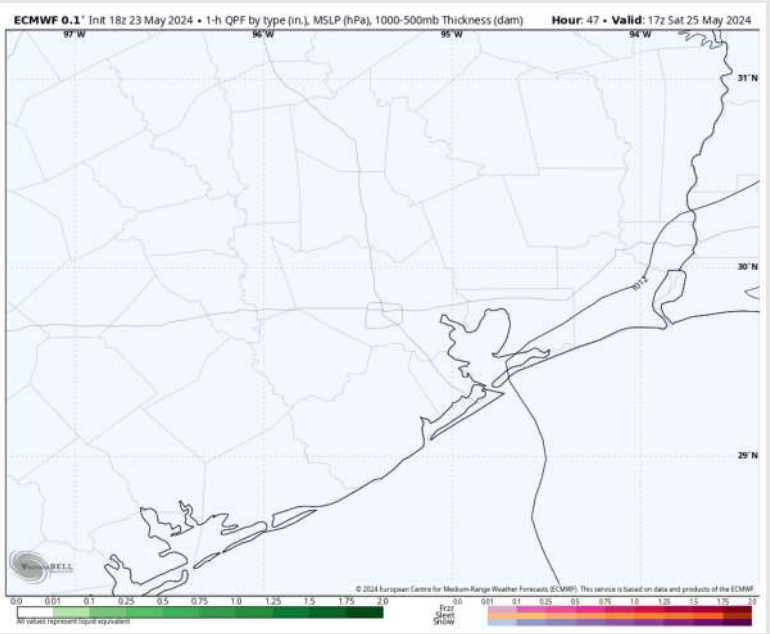
**Precip:** Favoring dry conditions throughout the day on Saturday.

**Wind:** Winds will be out of S/SE through the day on Saturday. **N of Morgan's Point:** Winds will be 2 – 7 kts through 10AM when then winds will pick up to 9-14 kts throughout the rest of the Saturday. **S of Morgan's Point:** Winds will be at 14 – 19 kts throughout the day, aside from a window of 7 -12 kts winds from 8AM – 3 PM. **Wind gusts of 20-25 kts possible for all stations throughout the day.**

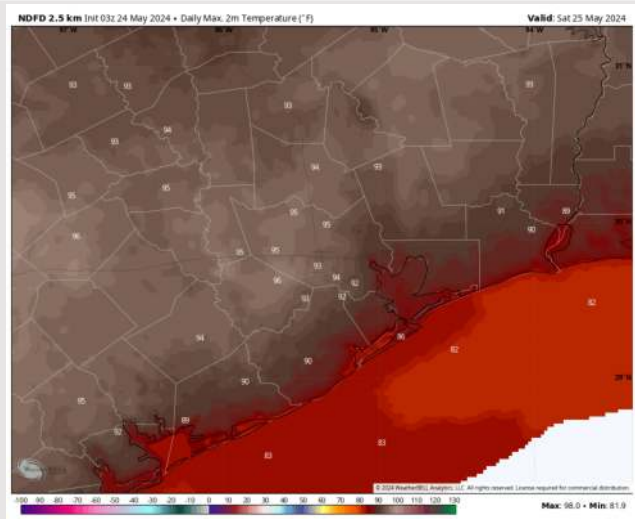
**High Temps:** **N of Morgan's Point:** Mid 90s F **S of Morgan's Point:** Low/Mid 80s F.

**Visibility:** No visibility concerns for Saturday

## Precip Image: 12 PM CT



Wind Speed:  
6 PM CT



High Temps  
Saturday

# Houston Pilots: Sun. 5/26/2024



## Forecast Discussion

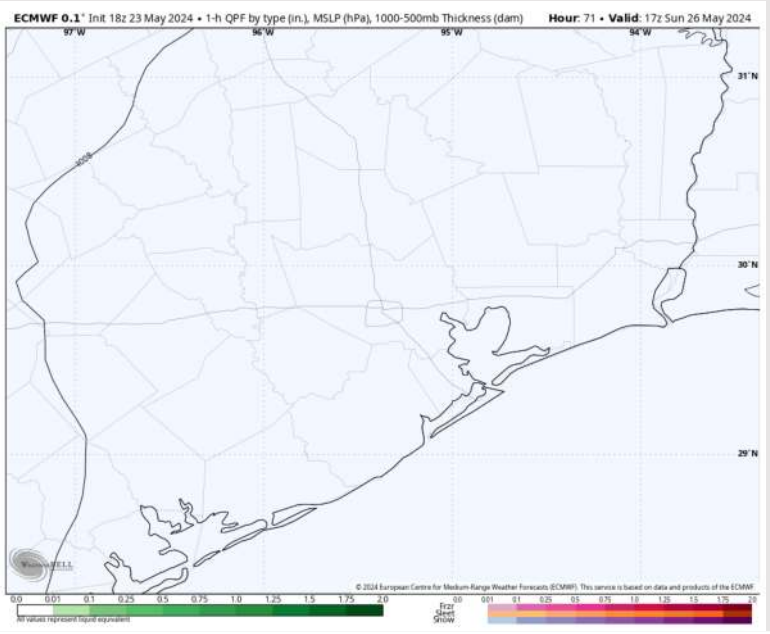
**Precip:** Anticipating dry conditions for SUN.

**Wind:** Winds out of the SSE expected for the rest of the day today.  
**N of Morgan's Point:** Winds at 10-15 kts through 8PM, before decreasing through 8-13 kts for the rest of the day.  
**S of Morgan's Point:** Winds at 20-25 kts through 10 AM then winds will decrease to 12 - 17 kts for the rest of the day Sunday **Wind gusts of 25-30 kts possible through 10AM. 20-25 kts wind gusts after for the rest of the day for all stations.**

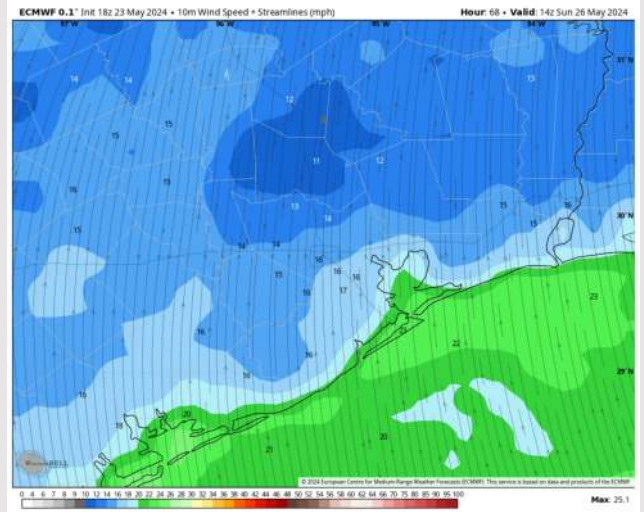
**High Temps:** **N of Morgan's Point:** Mid 90s F. **S of Morgan's Point:** Mid 80s F.

**Visibility:** Not anticipating fog for SUN.

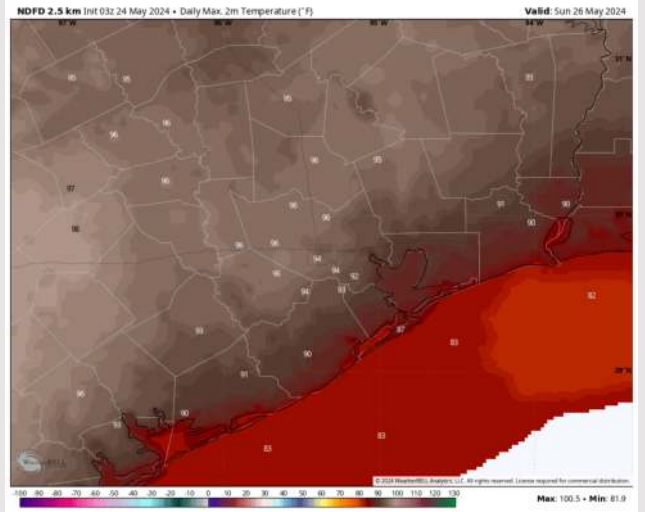
## Precip Image: 12 PM CT



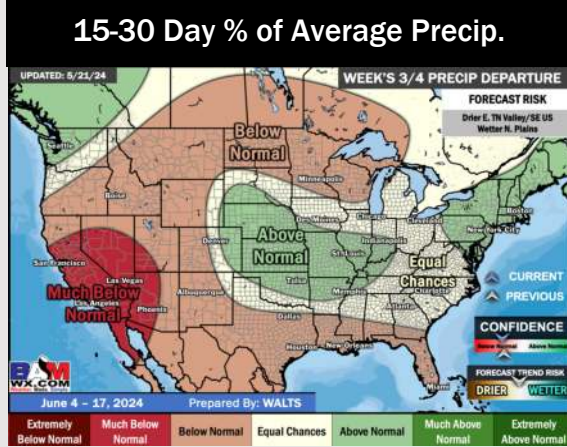
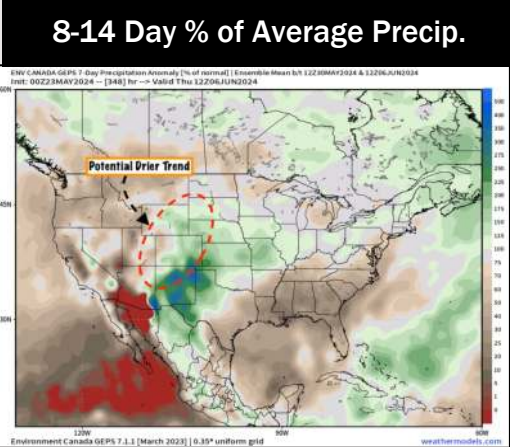
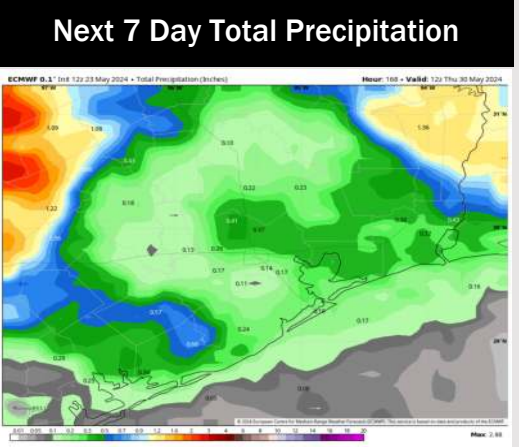
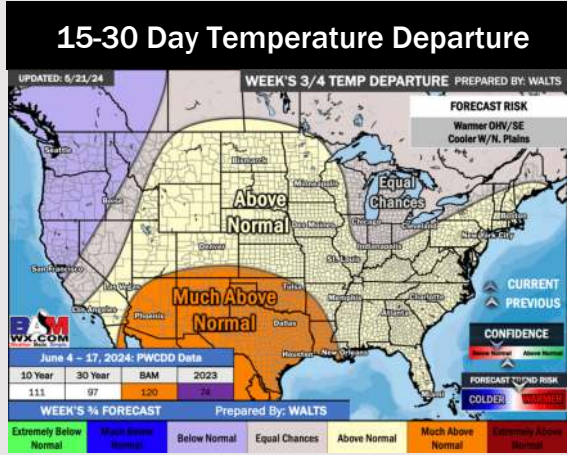
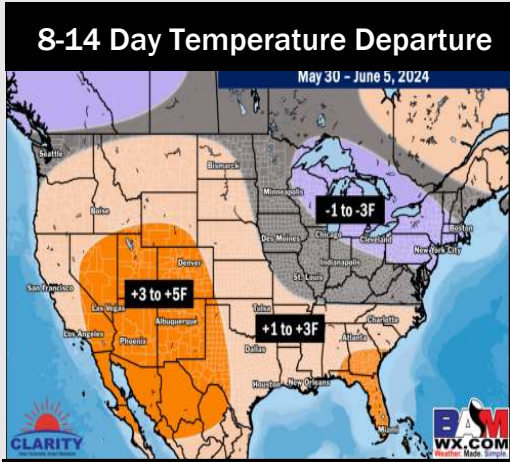
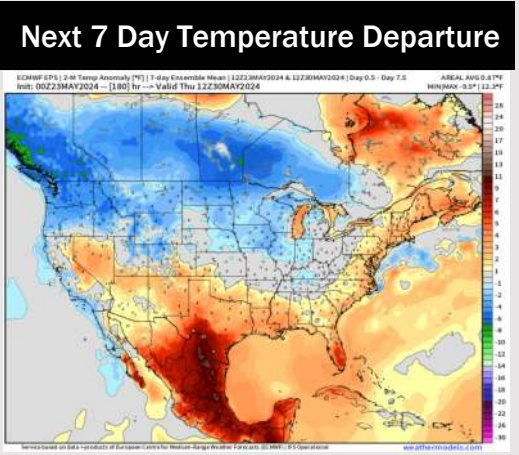
Wind Speed  
9 AM CT



High Temps  
Sunday



# Houston Pilots: 5/24/24



- Temps are expected to be above normal for the week 1 timeframe. Next best chance of scattered showers and storms will come TUE-THU next week.
- Below normal precipitation chances are at play during the week 2 timeframe. Temps are expected to be slightly above normal.
- Below normal chances for precipitation are favored in the weeks 3/4 timeframe. Temperatures expected to be much above normal for the weeks 3 and 4 timeframe.