

Houston Pilots Forecast Package



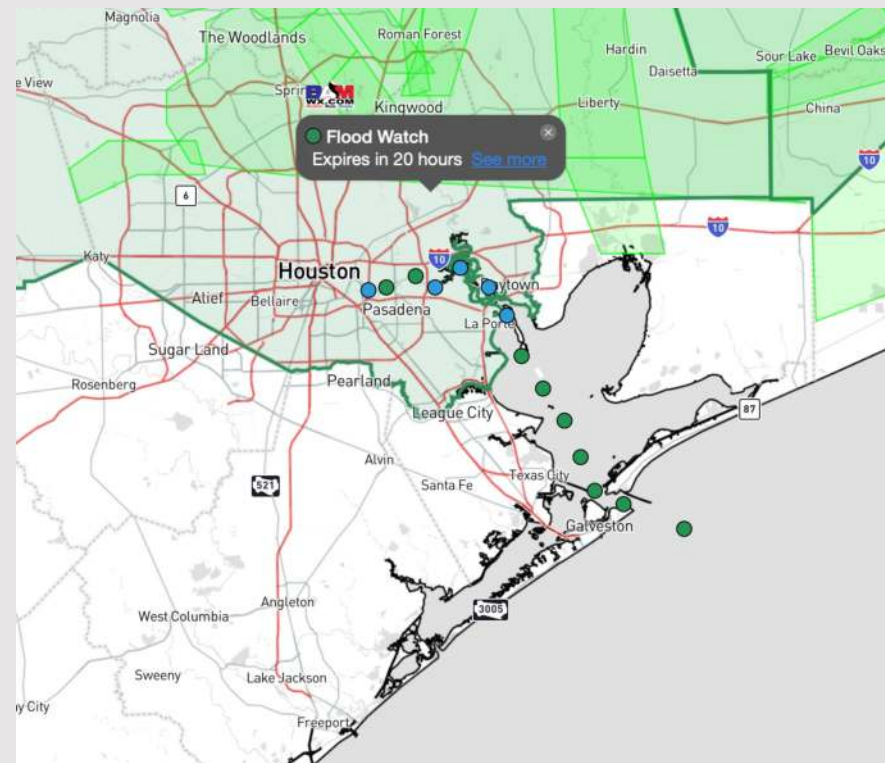
Updated: 12:00 AM CT

Friday, May 3, 2024

Forecaster: Tyler Riggles

Weather Headlines

- Anticipating additional shower/storm chances today and through the weekend.
- Not anticipating any fog concerns over the coming days
- Slightly elevated winds are expected to remain in play (especially S of Morgan's Point) through today and SUN.



Current Radar: 12:00 AM CT




As always, please do not hesitate to reach out to us with any forecast questions via the chat option on Clarity or our on-call number, **(317)-560-8122** press 1 for forecast questions.

Houston Pilots Extended Range Visibility Report




Monday 5/6/24

Fog not favored for MON.




Tuesday 5/7/24

Fog not favored for TUE.



Wednesday 5/8/24

Fog not favored for WED.



Chance for Fog

Monday AM	Unlikely
Monday PM	Unlikely
Tuesday AM	Unlikely
Tuesday PM	Unlikely
Wednesday AM	Unlikely
Wednesday PM	Unlikely

Houston Pilots Visibility Chart (miles)



Forecast Confidence



Time	Thu 11pm	Fri 12am	Fri 1am	Fri 2am	Fri 3am	Fri 4am	Fri 5am	Fri 6am	Fri 7am	Fri 8am	Fri 9am	Fri 10am	Fri 11am	Fri 12pm	Fri 1pm	Fri 2pm	Fri 3pm	Fri 4pm	Fri 5pm	Fri 6pm	Fri 7pm	Fri 8pm	Fri 9pm	Fri 10pm
610 Bridge	8	6	6	5	5	4	4	4	4	4	4	6	6	9	10	10	10	10	10	10	10	6	8	8
Kinder 1	8	6	6	5	5	5	4	4	4	4	4	6	6	10	10	10	10	10	10	10	10	6	8	8
Greens Bayou	9	6	6	6	5	5	4	4	4	4	6	6	7	10	10	10	10	10	10	10	10	6	8	8
Shell Crude	9	7	6	6	6	5	4	4	4	4	6	6	7	10	10	10	10	10	10	10	10	6	8	8
Lynchburg Ferries	9	7	6	6	6	5	4	4	4	4	6	6	7	10	10	10	10	10	10	10	10	6	8	8
Exxon 3	9	7	6	6	6	4	4	4	4	4	6	6	7	10	10	10	10	10	10	10	10	6	8	8
Morgans Point	9	9	6	6	6	4	4	4	4	5	6	6	7	10	10	10	10	10	10	10	9	6	6	8
75/76	6	6	6	6	6	5	4	4	4	5	6	6	7	10	10	10	9	9	9	9	9	9	9	9
63/64	6	6	6	6	6	5	4	4	4	5	6	6	7	9	10	9	9	9	9	9	9	9	9	9
51/52	6	6	6	6	6	6	4	5	4	5	6	6	6	9	9	9	9	9	9	9	9	9	9	9
37/38	6	6	6	6	6	6	4	5	4	4	6	6	6	9	9	9	9	9	9	9	9	9	9	9
25/26	6	6	6	6	6	6	4	5	4	4	6	5	6	7	9	9	9	9	9	9	9	9	9	9
11/12	6	6	5	6	6	6	4	4	4	3	6	4	6	6	9	9	9	9	9	9	9	9	9	9
1 & 2 Bravo	5	4	4	4	5	5	4	4	4	4	3	4	5	5	9	9	9	9	9	9	9	9	9	9

NOTE: This is automated data that may/may not agree with the official BAM thinking that's found on the daily slides or special visibility report slides. This data should be used as a guide only

Houston Pilots Wind Chart



Forecast Confidence



Sustained wind 13 Knots
Gusts 18 Knots
Wind from the N

Example

WS: 13
G:18
N

Time Knots	Thu 11pm	Fri 12am	Fri 1am	Fri 2am	Fri 3am	Fri 4am	Fri 5am	Fri 6am	Fri 7am	Fri 8am	Fri 9am	Fri 10am	Fri 11am	Fri 12pm	Fri 1pm	Fri 2pm	Fri 3pm	Fri 4pm	Fri 5pm	Fri 6pm	Fri 7pm	Fri 8pm	Fri 9pm	Fri 10pm
610 Bridge	7 SE	5 SE	5 SE	4 SE	5 ESE	5 ESE	5 ESE	6 SE	7 SE	7 SE	8 SE	9 SE	9 SE	10 SE	10 SE	11 SE	10 SE	11 SE	11 ESE	10 ESE	11 ESE	9 ESE	9 ESE	9 SE
Kinder 1	7 SE	5 SE	5 SE	4 SE	5 ESE	5 ESE	5 ESE	5 SE	7 SE	7 SE	8 SE	9 SE	9 SE	10 SE	10 SE	11 SE	10 SE	11 SE	11 ESE	10 ESE	11 ESE	9 ESE	9 ESE	8 SE
Greens Bayou	6 SE	6 SE	5 SE	5 SE	5 ESE	4 ESE	5 ESE	5 SE	7 SE	7 SE	7 SE	9 SE	9 SE	9 SE	10 SE	10 SE	10 SE	10 SE	10 ESE	11 ESE	11 ESE	9 ESE	9 ESE	9 SE
Shell Crude	7 SE	5 SE	5 SE	5 SE	5 ESE	5 ESE	5 ESE	5 SE	7 SE	7 SE	7 SE	9 SE	9 SE	9 SE	10 SE	10 SE	10 SE	10 SE	10 ESE	11 ESE	11 ESE	9 ESE	9 ESE	9 SE
Lynchburg Ferries	7 SE	5 SE	5 SE	4 SE	5 ESE	4 ESE	5 ESE	5 SE	6 SE	7 SE	7 SE	9 SE	9 SE	9 SE	10 SE	10 SE	11 SE	9 SE	10 SE	11 SE	11 SE	9 SE	8 SE	9 SE
Exxon 3	11 SE	9 SE	8 SE	8 SE	7 SE	8 SE	8 SE	9 SSE	9 SE	10 SE	11 SE	11 SE	11 SE	11 SE	11 SE	11 SE	12 SE	11 SE	12 SE	13 SE	12 SE	12 SE	12 SE	12 SE
Morgans Point	12 SE	10 SE	9 SE	8 SE	8 SE	8 SE	9 SE	9 SSE	9 SE	10 SE	11 SE	11 SE	12 SE	12 SE	12 SE	12 SE	11 SE	12 SE	12 SE	13 SE	13 SE	13 SE	13 SE	13 SE
75/76	16 SE	14 SE	13 SE	12 SE	11 SE	11 SE	13 SSE	12 SSE	14 SE	15 SE	15 SE	15 SE	16 SE	16 SE	16 SE	15 SE	14 SE	14 SE	15 SE	16 SE	17 SE	17 SE	17 SE	17 SE
63/64	15 SE	14 SE	12 SE	11 SE	11 SE	11 SE	11 SSE	11 SSE	13 SE	15 SE	16 SE	16 SE	16 SE	16 SE	15 SE	14 SE	14 SE	14 SE	14 SE	15 SE	17 SE	16 SE	16 SE	16 SE
51/52	15 SE	13 SE	11 SE	11 SE	10 SSE	11 SE	11 SE	11 SE	12 SE	14 SE	15 SE	16 SE	15 SE	15 SE	14 SE	14 SE	13 SE	13 SE	14 SE	15 SE	16 SE	16 SE	15 SE	15 SE
37/38	14 SE	13 SE	11 SE	11 SSE	10 SSE	10 SE	11 SE	11 SE	11 SE	14 ESE	15 ESE	16 ESE	15 ESE	15 SE	14 SE	14 SE	14 SE	13 SE	14 SE	15 SE	15 SE	15 SE	15 SE	14 SE
25/26	13 SE	12 SE	10 SE	9 SSE	9 SSE	9 SE	10 SE	10 SE	11 SE	13 ESE	13 ESE	15 ESE	15 ESE	15 SE	15 SE	15 SE	14 SE	13 SE	14 SE	14 SE	14 SE	14 SE	14 SE	13 SE
11/12	11 SE	10 SE	9 SE	8 SSE	8 SSE	8 SE	9 SE	9 SE	11 SE	13 ESE	13 ESE	14 ESE	14 ESE	14 SE	14 SE	14 SE	13 SE	12 SE	13 SE	13 SE	13 SE	13 SE	13 SE	12 SE
1 & 2 Bravo	15 SE	14 SE	11 SE	11 SSE	11 SSE	11 SE	11 SE	11 SE	13 ESE	14 ESE	14 ESE	15 ESE	15 ESE	15 SE	13 SE	14 SE	14 SE	13 SE	14 SE	15 SE	14 SE	15 SE	15 SE	15 SE

NOTE: This is automated data that may/may not agree with the official BAM thinking that's found on the daily slides. This data should be used as a guide only

Houston Pilots: Fri. 5/3/2024



Forecast Discussion

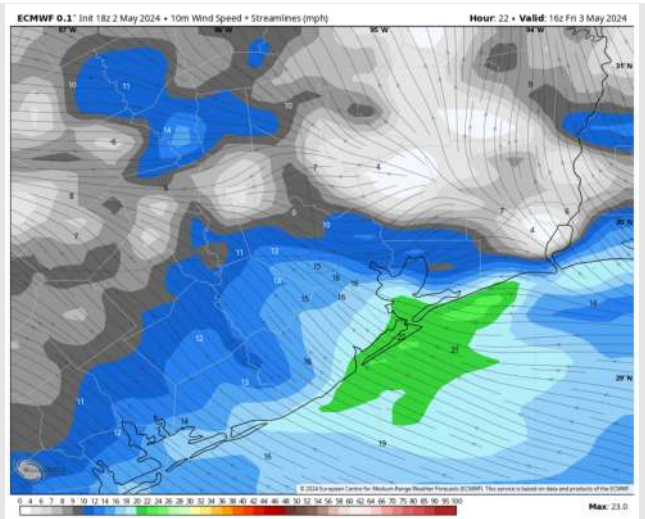
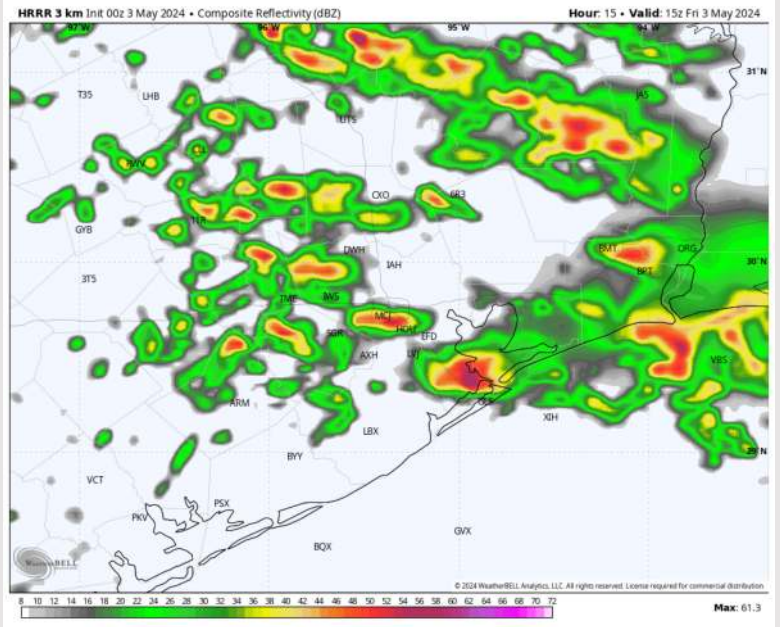
Precip: Scattered showers and storms throughout most of the day, with dry conditions favored after 7 PM. Potential for strong storms with risks of hail and wind gusts of 35-40 kts.

Wind: Winds will be out of the ESE throughout the day. **N of Morgan's Point:** Winds at 5-10 kts through 12 PM before increasing to 8-13 kts. **S of Morgan's Point:** Winds at 13-18 kts through 6 PM before a slight increase to 15-20 kts. **Non-thunderstorm wind gusts of 25-30 kts in the PM.**

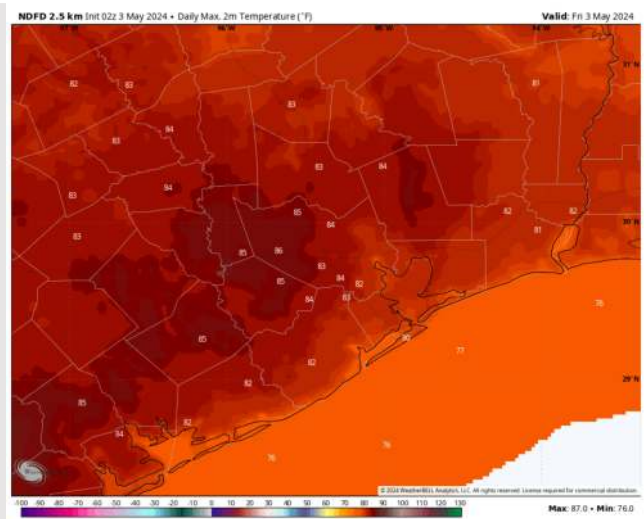
High Temps: **N of Morgan's Point:** Mid 80s F. **S of Morgan's Point:** Upper 70s-Near 80 F.

Visibility: Not anticipating a fog risk for today, however visibilities can be reduced under heavy downpours.

Precip Image: 10 AM CT



Wind Speed:
11 AM CT



High Temps
Today

Houston Pilots: Sat. 5/4/2024



Forecast Discussion

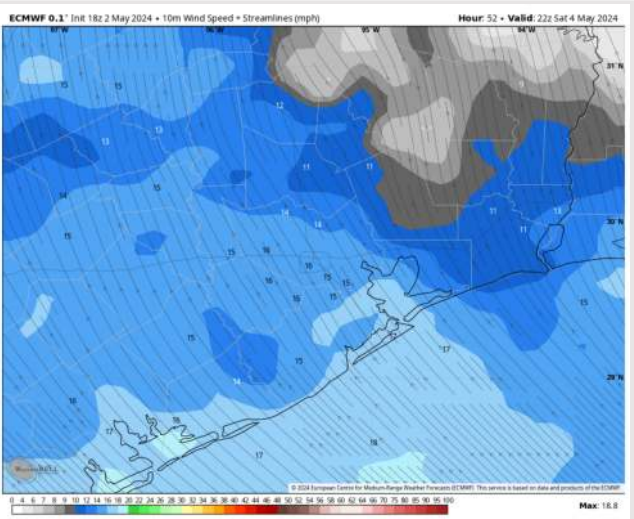
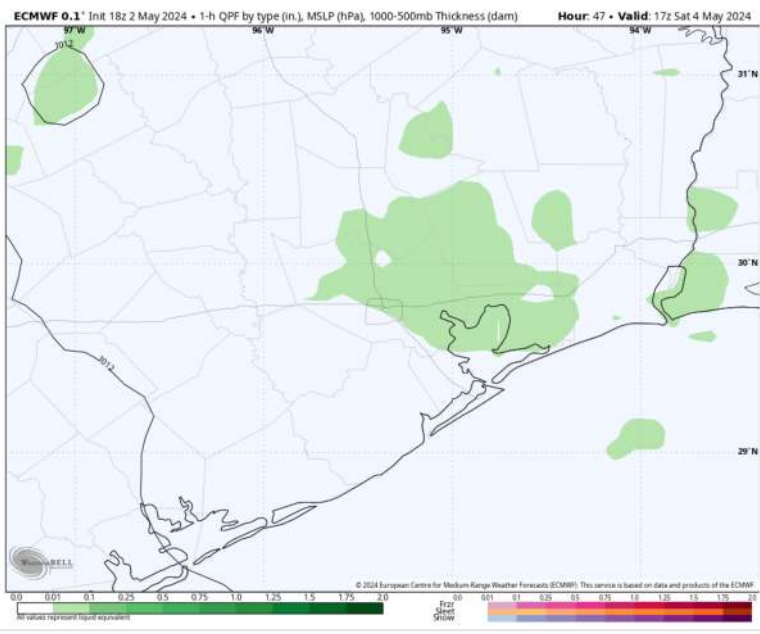
Precip: Scattered showers in play for all Stations between 10 AM – 5 PM.

Wind: Winds out of SE throughout Saturday. **N of Morgan's Point:** Winds at 4-9 kts through 9 AM, increasing to 8-13 kts after that time. Winds calm back to 4-9 kts after 9 PM. **S of Morgan's Point:** Winds at 10-15 kts through Saturday. **Wind gusts may reach up to 25 kts after 9 AM.**

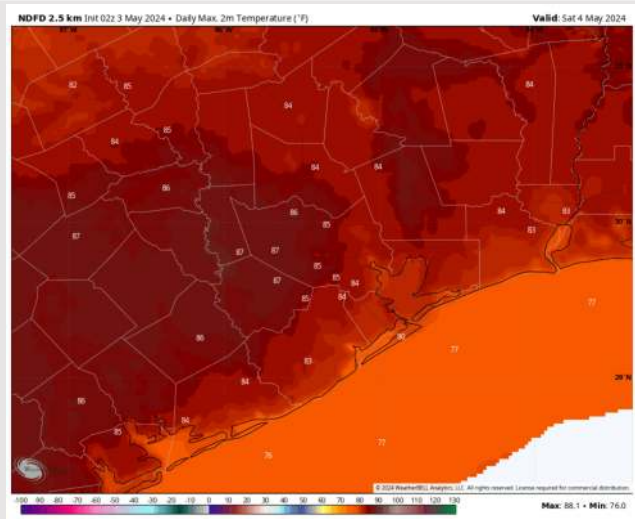
High Temps: **N of Morgan's Point:** Mid-Upper 80s F **S of Morgan's Point:** Upper 70's-Low 80's F.

Visibility: Not anticipating any fog concerns for Saturday.

Precip Image: 12 PM CT



Wind Speed:
5 PM CT



High Temps
Saturday

Houston Pilots: Sun. 5/5/2024



Forecast Discussion

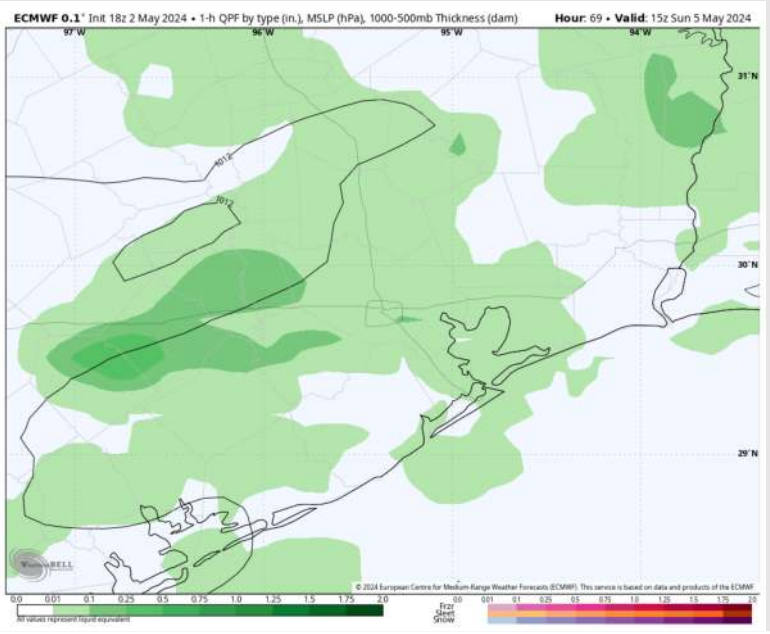
Precip: Scattered showers possible for all Stations between 3 AM – 9 PM SUN.

Wind: Favoring winds to continue out of the SE throughout Sunday.
N of Morgan's Point: Winds at 3-8 kts through much of the day, with an increase to 7-12 kts between 12-6 PM. **S of Morgan's Point:** Winds at 12-17 kts throughout the day Sunday. **Wind gusts of 25-30 kts possible for all Stations between 12-6 PM.**

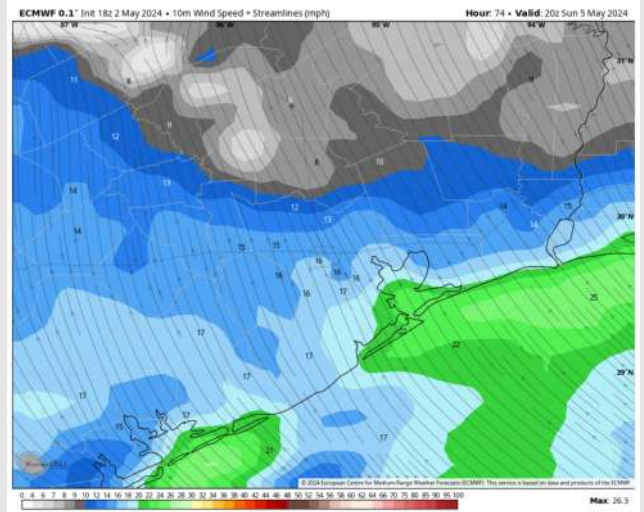
High Temps: **N of Morgan's Point:** Mid 80s F. **S of Morgan's Point:** Upper 70s – Low 80s F.

Visibility: Not anticipating any fog risks however visibility may be reduced under heavier pockets of showers.

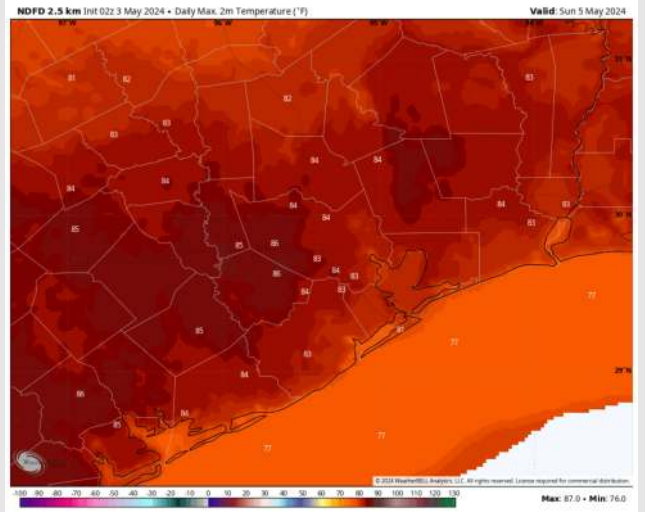
Precip Image: 10 AM CT



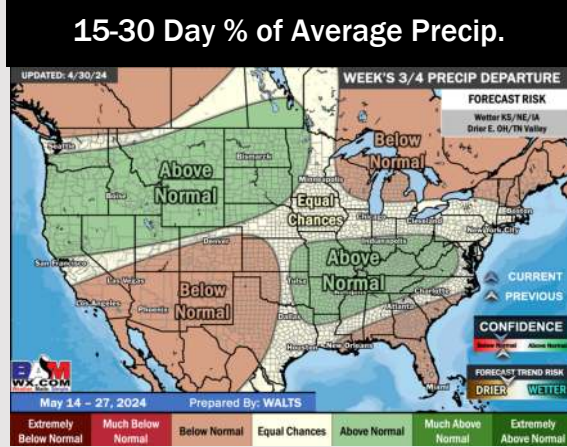
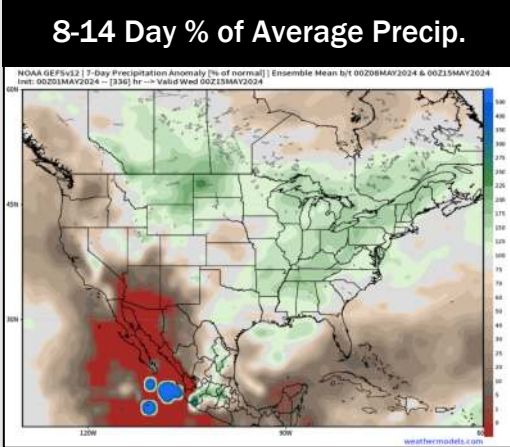
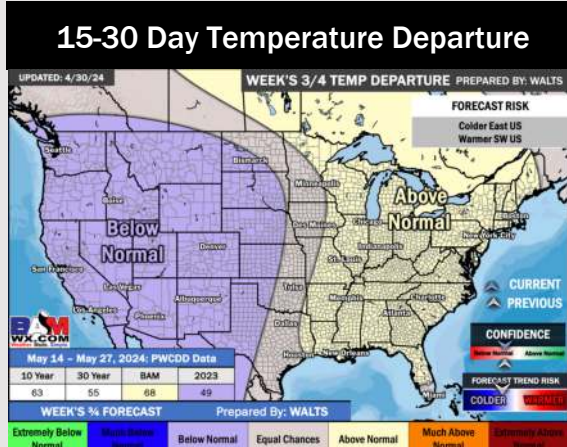
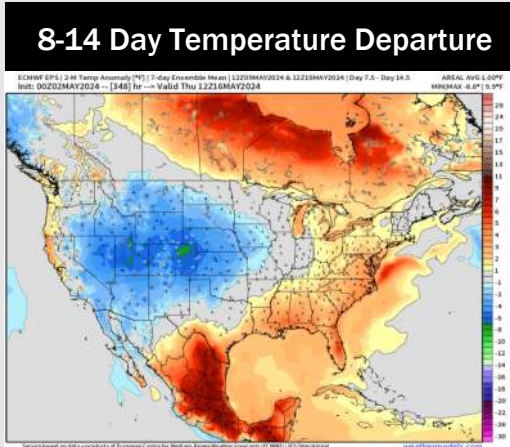
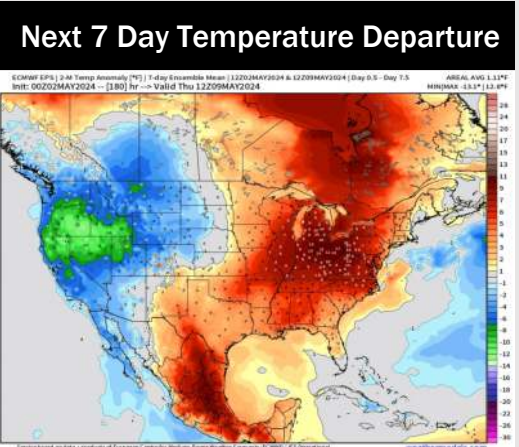
Wind Speed
3 PM CT



High Temps
Sunday



Houston Pilots: 5/3/24



- Showers and storms are expected over the next couple of days. Temps are expected to be above normal for the week 1 timeframe.
- Below normal precipitation chances are at play during the week 2 timeframe. Temps are expected to be slightly above normal.
- Near normal chances for precipitation are favored in the weeks 3/4 timeframe. Temperatures expected to be near to slightly above normal for the weeks 3 and 4 timeframe.