

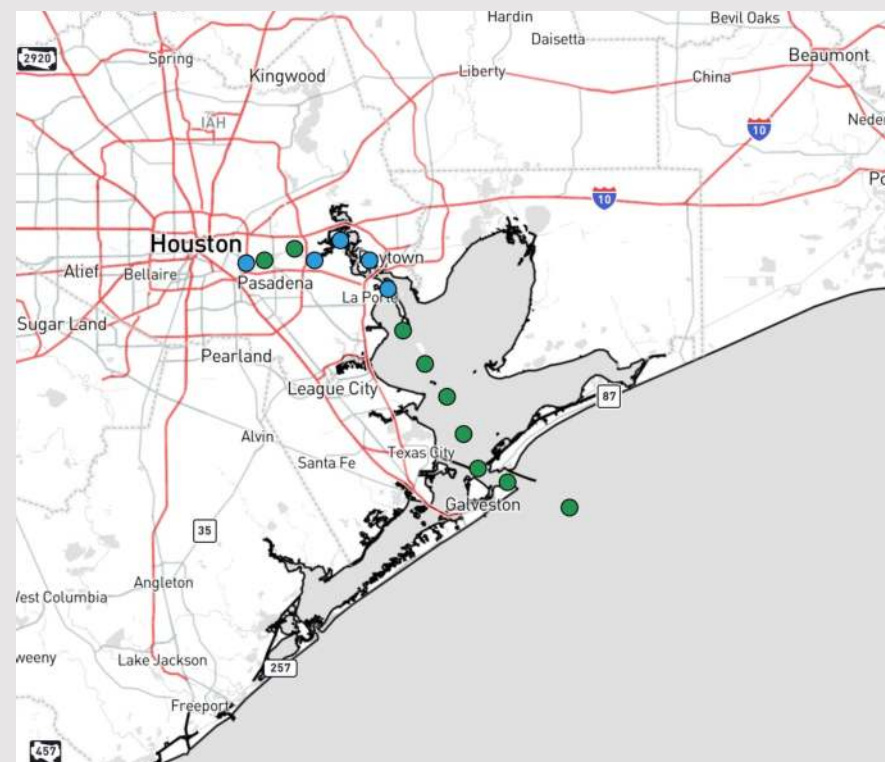
Houston Pilots Forecast Package



Updated: 1:30 PM CT
Sunday, May 19, 2024

Forecaster: Tyler Riggles

- Favoring a dry weekend/start to the beginning of next week
- No additional fog concerns over the next few days
- Winds will continue to be calmer today with next risk of slightly elevated gusts being MON PM



Current Radar: 1:24 PM CT



As always, please do not hesitate to reach out to us with any forecast questions via the chat option on Clarity or our on-call number, **(317)-560-8122** press 1 for forecast questions.

Houston Pilots Visibility Chart (miles)



Time Knots	Sun 2pm	Sun 3pm	Sun 4pm	Sun 5pm	Sun 6pm	Sun 7pm	Sun 8pm	Sun 9pm	Sun 10pm	Sun 11pm	Mon 12am	Mon 1am	Mon 2am	Mon 3am	Mon 4am	Mon 5am	Mon 6am	Mon 7am	Mon 8am	Mon 9am	Mon 10am	Mon 11am	Mon 12pm	Mon 1pm
610 Bridge	7	7	7	7	7	7	6	5	5	4	4	3	3	3	3	3	3	4	4	5	5	6	7	7
	12	13	13	14	13	13	12	11	10	9	8	8	8	7	8	8	8	8	9	10	11	12	13	14
	SE	SE	SE	SE	SE	SE	SE	SSE	SSE	SSE	SSE	S	SSE	SSE	SSE	SSE	SSE	SSE	SSE	SSE	SSE	SSE	SSE	SE
Kinder 1	7	7	7	7	7	7	6	5	5	4	4	3	3	3	3	3	3	3	4	5	5	6	7	7
	12	13	13	14	13	13	11	11	10	8	8	8	8	7	8	8	8	8	9	10	11	12	13	14
	SE	SE	SE	SE	SE	SE	SE	SSE	SSE	SSE	SSE	S	SSE	SSE	SSE	SSE	SSE	SSE	SSE	SSE	SSE	SSE	SSE	SE
Greens Bayou	6	7	7	7	7	7	6	5	5	4	3	3	3	3	3	3	3	3	4	5	5	6	7	7
	12	12	13	13	12	13	11	11	10	8	8	7	7	7	7	7	8	8	10	11	12	13	14	
	SE	SE	SE	SE	SE	SE	SE	SSE	SSE	SSE	S	S	S	SSE	SSE	SSE	SSE	SSE	SSE	SSE	SSE	SSE	SE	SE
Shell Crude	6	7	7	7	7	7	6	5	5	4	3	3	3	3	3	3	3	3	4	5	5	6	7	7
	12	12	13	13	12	13	11	11	10	8	8	7	7	7	7	8	8	8	9	10	11	12	13	14
	SE	SE	SE	SE	SE	SE	SE	SSE	SSE	SSE	S	S	S	SSE	SSE	SSE	SSE	SSE	SSE	SSE	SSE	SSE	SE	SE
Lynchburg Ferries	6	7	7	7	7	6	5	5	4	4	3	3	3	3	3	3	3	3	4	5	5	6	7	7
	12	12	13	13	12	13	11	10	9	8	7	7	7	6	7	7	8	8	10	11	12	13	14	
	SE	SE	SE	SE	SE	SE	SSE	SSE	SSE	SSE	S	S	S	S	SSE	SSE	SSE	SSE	SSE	SSE	SSE	SSE	SE	SE
Exxon 3	7	7	8	9	9	9	8	7	7	6	5	5	5	5	5	5	6	6	7	7	7	8	9	
	12	13	14	14	13	13	12	11	11	9	9	9	9	8	9	9	9	10	10	11	12	13	15	
	SE	SE	SE	SE	SSE	SSE	SSE	SSE	SSE	SSE	S	S	S	S	SSE	SSE	SSE	SSE	SSE	SSE	SSE	SSE	SE	SE
Morgans Point	7	7	8	8	9	9	8	7	7	6	6	5	5	5	5	6	6	6	7	7	7	8	9	
	12	13	13	14	13	13	12	11	11	9	9	9	9	9	9	9	10	10	10	11	12	13	14	
	SE	SE	SE	SSE	SSE	SSE	SSE	SSE	SSE	SSE	S	S	S	S	S	SSE	SSE	SSE	SSE	SSE	SSE	SSE	SE	SE
75/76	7	7	8	9	9	9	9	8	7	7	7	7	7	7	7	7	7	7	7	7	7	8	8	
	12	13	14	14	14	14	12	11	11	10	10	10	10	10	10	10	10	11	11	11	11	13	14	
	SE	SE	SE	SE	SSE	SE	SE	SSE	SSE	SSE	SSE	S	S	SSE	SSE	SSE	SSE	SSE	SSE	SSE	SSE	SSE	SE	SE
63/64	7	7	7	8	9	9	8	8	7	7	7	7	7	7	7	7	7	7	7	7	7	8	8	
	12	12	13	14	13	13	12	11	11	10	10	10	10	10	10	10	10	11	11	11	11	13	13	
	SE	SE	SE	SE	SE	SE	SE	SSE	SSE	SSE	SSE	S	S	SSE	SSE	SSE	SSE	SSE	SSE	SSE	SSE	SSE	SE	SE
51/52	7	7	7	7	8	8	8	7	7	7	7	7	7	7	7	7	7	7	8	8	8	8	8	
	12	12	13	13	12	12	11	11	11	10	10	11	11	11	10	11	11	11	12	12	12	13	13	
	SE	SE	SE	SE	SE	SE	SE	SSE	SSE	SSE	SSE	SSE	SSE	SSE	SSE	SSE	SSE	SSE	SSE	SSE	SSE	SSE	SE	SE
37/38	7	7	7	7	8	8	8	7	7	7	7	7	7	7	7	7	7	7	8	8	8	8	8	
	11	11	12	12	12	12	11	11	11	11	11	11	11	11	11	11	11	12	12	12	12	13	13	
	SE	SE	SE	SE	SE	SE	SE	SE	SSE	SSE	SSE	SSE	SSE	SSE	SSE	SSE	SSE	SSE	SSE	SSE	SSE	SSE	SE	SE
25/26	7	7	7	7	8	8	7	7	7	7	7	7	7	7	7	7	7	7	8	7	7	8	8	
	11	11	12	12	12	12	11	11	11	11	11	11	11	11	11	11	11	12	12	12	11	12	13	
	ESE	ESE	ESE	SE	SE	SE	SE	SE	SSE	SSE	SSE	SSE	SSE	SSE	SSE	SSE	SSE	SSE	SSE	SSE	SSE	SSE	SE	SE
11/12	7	7	7	7	7	7	7	7	7	7	7	7	7	7	7	7	7	7	7	7	7	7	8	
	11	11	11	11	11	11	11	11	11	11	11	11	11	11	11	11	11	11	12	11	11	12	12	
	ESE	ESE	ESE	ESE	SE	SE	SE	SE	SE	SSE	SSE	SSE	SSE	SSE	SSE	SSE	SSE	SSE	SSE	SSE	SSE	SSE	SE	SE
1 & 2 Bravo	7	7	7	7	7	8	8	8	8	8	8	8	8	8	8	8	8	9	9	8	8	8	7	
	10	11	11	11	11	12	11	12	12	12	12	12	12	12	12	12	12	13	13	12	12	12	12	
	E	ESE	ESE	ESE	ESE	SE	SE	SE	SE	SE	SE	SSE	SSE	SSE	SSE	SSE	SSE	SSE	SSE	SSE	SE	SE	SE	

NOTE: This is automated data that may/may not agree with the official BAM thinking that's found on the daily slides or special visibility report slides. This data should be used as a guide only

Houston Pilots Wind Chart



Forecast Confidence



Sustained wind 13 Knots
Gusts 18 Knots
Wind from the N

Example

WS: 13
G:18
N

Time	Sun 2pm	Sun 3pm	Sun 4pm	Sun 5pm	Sun 6pm	Sun 7pm	Sun 8pm	Sun 9pm	Sun 10pm	Sun 11pm	Mon 12am	Mon 1am	Mon 2am	Mon 3am	Mon 4am	Mon 5am	Mon 6am	Mon 7am	Mon 8am	Mon 9am	Mon 10am	Mon 11am	Mon 12pm	Mon 1pm
610 Bridge	10	10	10	10	10	10	10	10	10	10	10	10	9	6	6	5	4	3	3	6	9	10	10	10
Kinder 1	10	10	10	10	10	10	10	10	10	10	10	10	10	6	6	5	4	3	3	6	9	10	10	10
Greens Bayou	10	10	10	10	10	10	10	10	10	10	10	10	10	6	6	5	4	3	3	6	9	10	10	10
Shell Crude	10	10	10	10	10	10	10	10	10	10	10	10	10	6	6	5	4	3	3	6	9	10	10	10
Lynchburg Ferries	10	10	10	10	10	10	10	10	10	10	10	10	10	6	6	5	4	3	3	6	9	10	10	10
Exxon 3	10	10	10	10	10	10	10	10	10	10	10	10	10	6	6	5	4	3	3	6	9	10	10	10
Morgans Point	10	10	10	10	10	10	10	10	10	10	10	10	10	7	6	6	5	4	4	6	9	10	10	10
75/76	10	10	10	10	10	10	10	10	10	10	10	10	10	10	7	7	6	5	4	6	7	9	10	10
63/64	10	10	10	10	10	10	10	10	10	10	10	10	10	10	9	7	6	5	4	6	7	9	10	10
51/52	10	10	10	10	10	10	10	10	10	10	10	10	10	10	9	7	6	5	4	5	7	7	10	10
37/38	10	10	10	10	10	10	10	10	10	10	10	10	10	10	9	7	6	5	4	5	7	7	10	10
25/26	10	10	10	10	10	10	10	10	10	10	10	10	10	10	9	7	6	5	4	5	7	7	10	10
11/12	10	10	10	10	10	10	10	10	10	10	10	10	10	10	9	7	6	5	4	5	7	6	10	10
1 & 2 Bravo	10	10	9	9	9	10	9	10	10	10	10	10	9	9	9	7	6	5	4	5	6	6	10	10

NOTE: This is automated data that may/may not agree with the official BAM thinking that's found on the daily slides. This data should be used as a guide only

Houston Pilots: Sun. 5/19/2024



Forecast Discussion

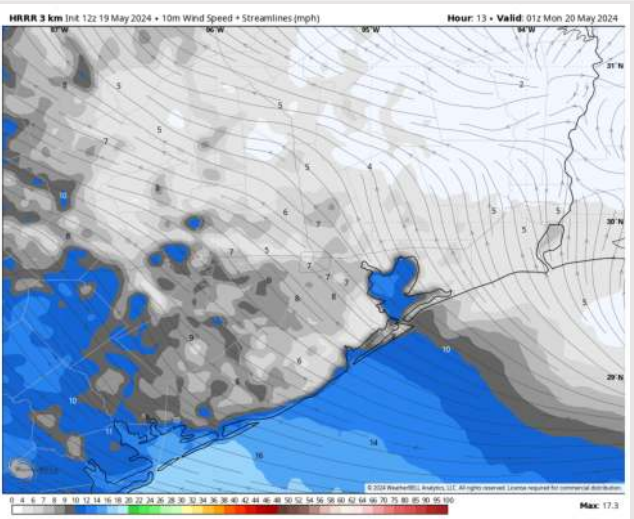
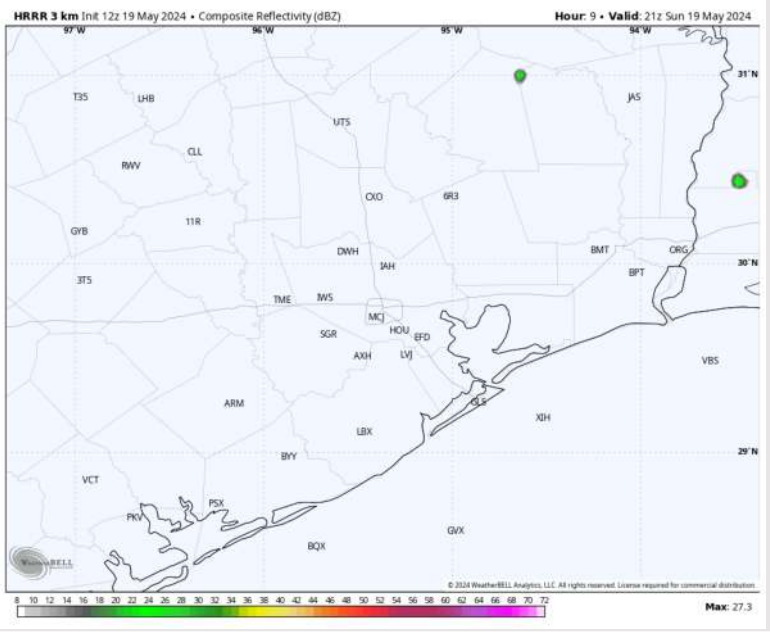
Precip: Favoring dry conditions for most of the remainder of the day. Very Isolated Pop-Up (10%) chance from 3PM – 7PM.

Wind: Winds will be out of S/SE throughout the day. **N of Morgan's Point:** Winds at 4 – 9 kts all day. **S of Morgan's Point:** Winds at 3-6 kts through 4 PM, with an increase back to 5-10 kts after that time.

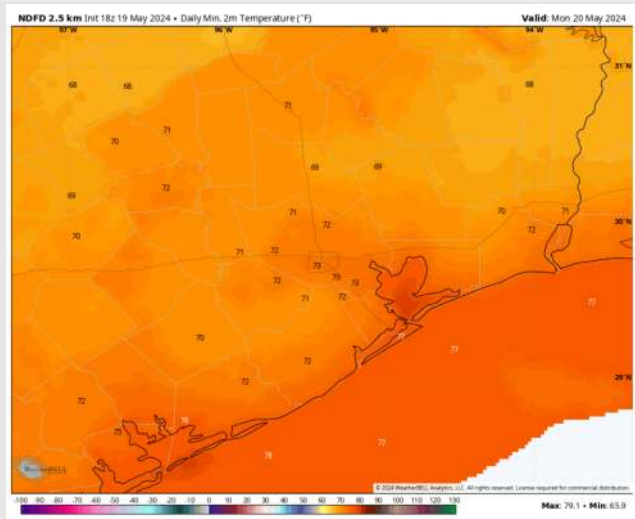
Low Temps: **N of Morgan's Point:** Low 70s F **S of Morgan's Point:** Mid 70s F.

Visibility: No additional fog concerns for the rest of the day.

Precip Image: 4 PM CT



Wind Speed:
8 PM CT



Low Temps
MON AM

Houston Pilots: Mon. 5/20/2024



Forecast Discussion

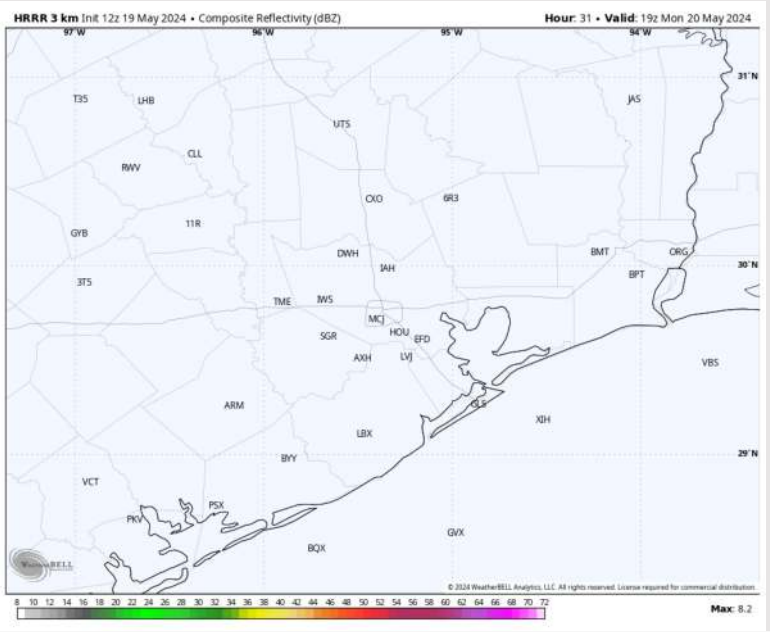
Precip: Favoring dry conditions for all of Monday.

Wind: Winds out of the SE for all of Monday. **N of Morgan's Point:** Winds at 5-10 kts through 4 PM before slightly increasing to 7-12 kts. **S of Morgan's Point:** Winds at 7 - 12 kts through 5 PM CT, then winds increase to 12-17 kts the rest of the PM hours. **A few gusts of up to 25 kts for the Boarding Station after 4PM can't be ruled out.**

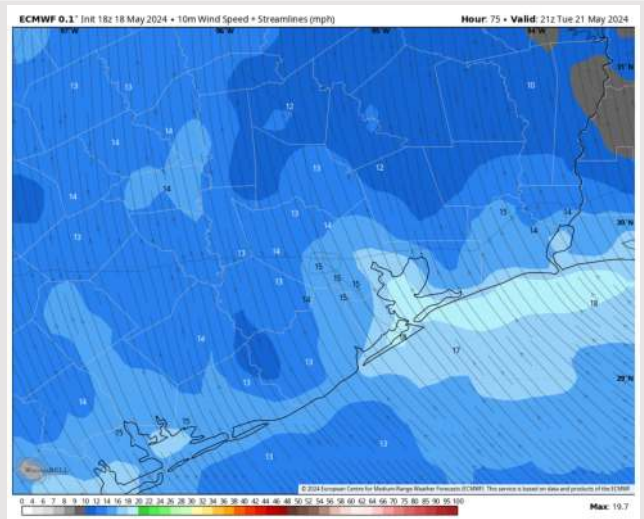
High Temps: **N of Morgan's Point:** Near 90F. **S of Morgan's Point:** Mid 80s F.

Visibility: Not anticipating any fog risks for Monday.

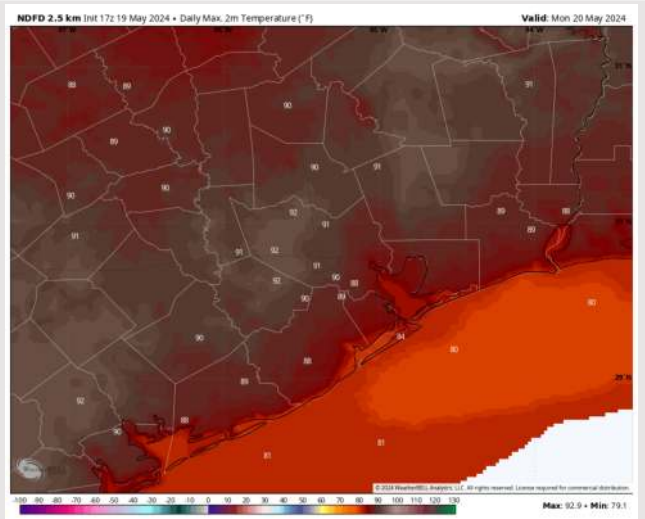
Precip Image: 4 PM CT



Wind Speed
7 PM CT



High Temps
Monday



Forecast Discussion

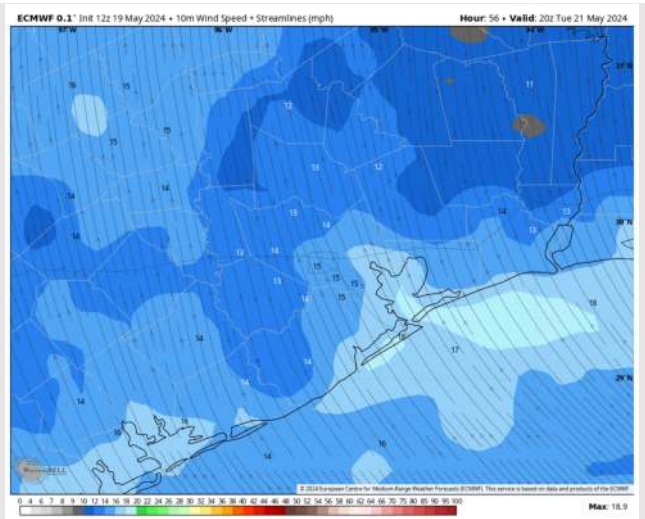
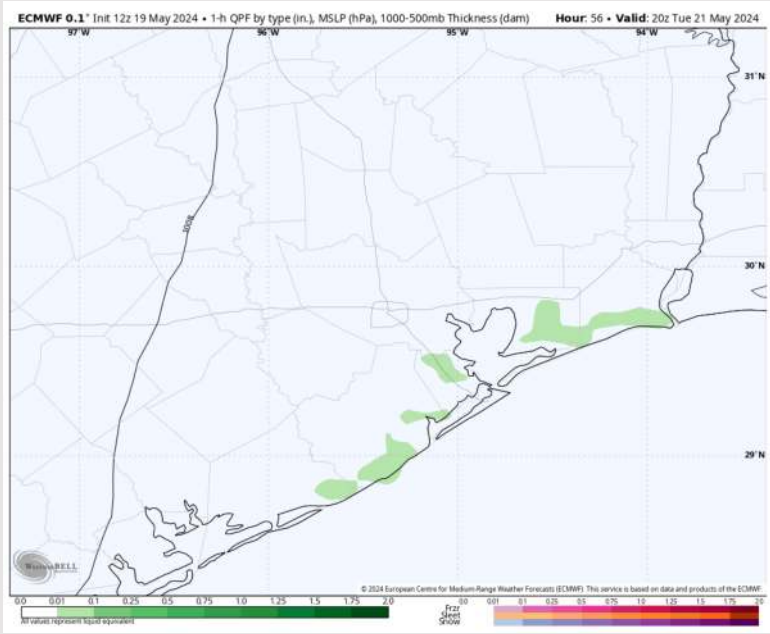
Precip: Hit/miss (30%) light showers in play for Station's S of Morgan's Point between 8 AM – 6 PM

Wind: Winds will remain out of the SE throughout TUE. **N of Morgan's Point:** Winds at 3-8 kts through 8 AM, increasing to 8-13 kts after that time. Winds then return to 3-8 kts at 8 PM. **S of Morgan's Point:** Winds at 13-18 kts throughout Tuesday. **Wind gusts of 18-22 kts possible for Stations S of Morgan's Point throughout the day, and for Stations N of Morgan's Point between 8 AM – 8 PM.**

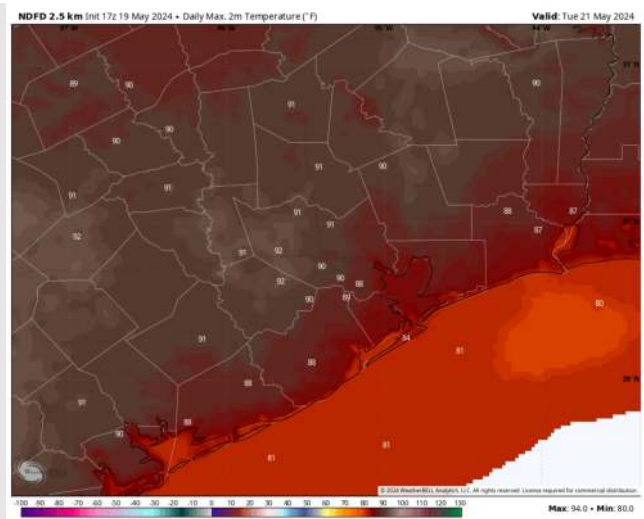
High Temps: **N of Morgan's Point:** Near 90 F. **S of Morgan's Point:** Low/Mid 80s F.

Visibility: No fog is favored for Tuesday.

Precip Image: 3 PM CT



Wind Speed:
3 PM CT

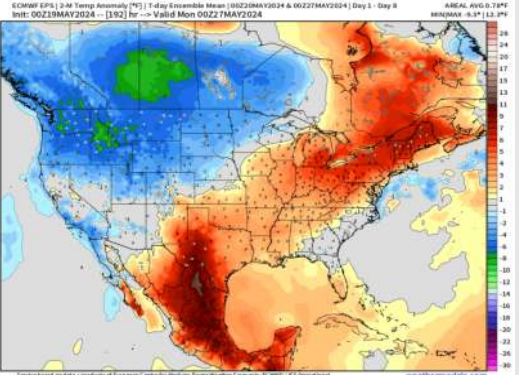


High Temps
Tuesday

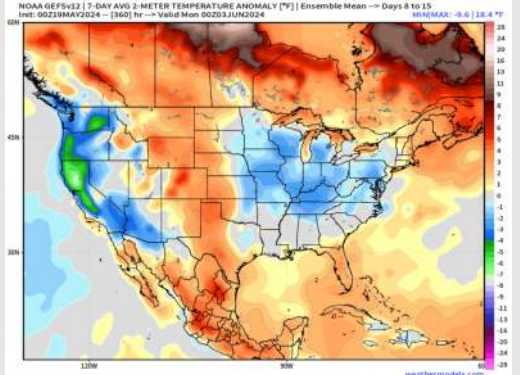
Houston Pilots: 5/19/24



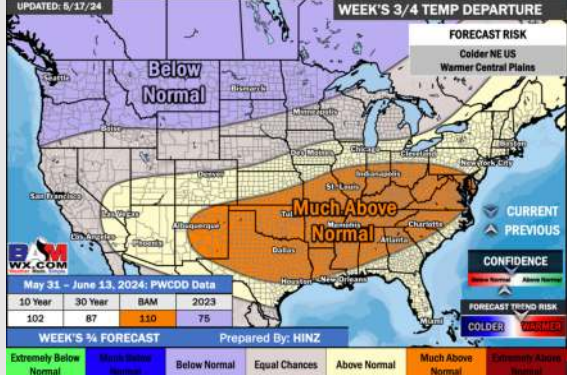
Next 7 Day Temperature Departure



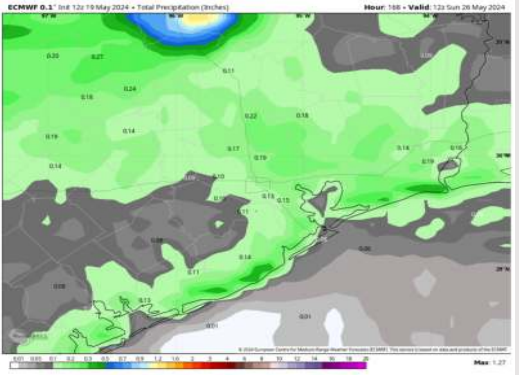
8-14 Day Temperature Departure



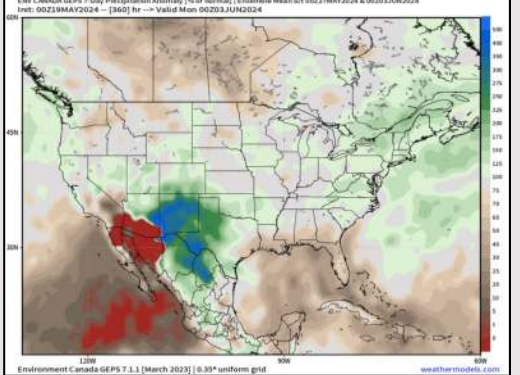
15-30 Day Temperature Departure



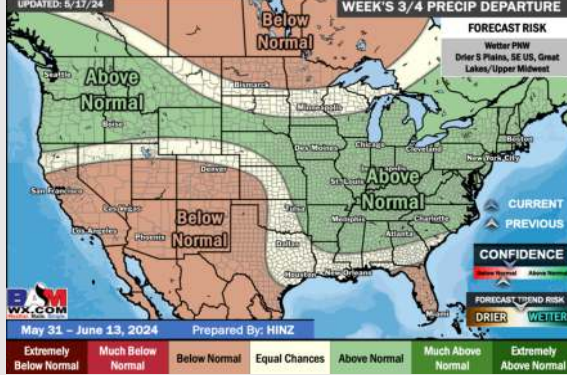
Next 7 Day Total Precipitation



8-14 Day % of Average Precip.



15-30 Day % of Average Precip.



- Favoring a dry weekend overall. Next best shot for hit/miss showers will come TUE AM. Temps are expected to be above normal for the week 1 timeframe.
- Below normal precipitation chances are at play during the week 2 timeframe. Temps are expected to be above normal.
- Near normal chances for precipitation are favored in the weeks 3/4 timeframe. Temperatures expected to be above normal for the weeks 3 and 4 timeframe.