

# Houston Pilots Forecast Package

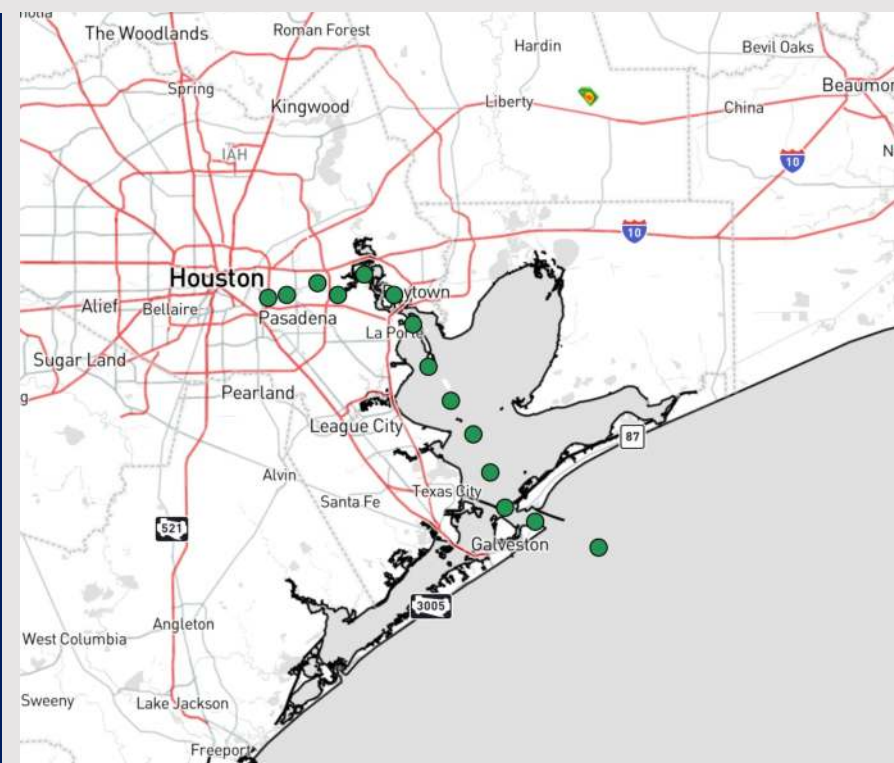


Updated: 12:00 AM CT  
Monday, May 13, 2024

Forecaster: Tyler Riggles

## Weather Headlines

- Thunderstorms in play through today with some **stronger/locally severe storms will be possible**. Next best rain chances return THU.
- Not anticipating any fog concerns over the next few days.
- Non-Storm wind gusts for locations S of Morgan's point can reach up to 25-30kts today.



Current Radar: 12:00 AM CT



As always, please do not hesitate to reach out to us with any forecast questions via the chat option on Clarity or our on-call number, **(317)-560-8122** press 1 for forecast questions.

# Houston Pilots Visibility Chart (miles)



## Forecast Confidence



Time	Sun 11pm	Mon 12am	Mon 1am	Mon 2am	Mon 3am	Mon 4am	Mon 5am	Mon 6am	Mon 7am	Mon 8am	Mon 9am	Mon 10am	Mon 11am	Mon 12pm	Mon 1pm	Mon 2pm	Mon 3pm	Mon 4pm	Mon 5pm	Mon 6pm	Mon 7pm	Mon 8pm	Mon 9pm	Mon 10pm
610 Bridge	6	5	5	4	4	4	4	4	3	3	5	6	6	7	4	5	4	3	3	2	2	3	3	4
Kinder 1	6	6	5	5	4	4	4	4	3	4	5	6	6	7	4	6	4	3	3	2	2	3	3	4
Greens Bayou	7	6	6	5	5	5	4	4	4	4	6	6	7	10	4	6	4	3	3	2	2	3	4	4
Shell Crude	9	6	6	6	5	5	5	5	4	4	6	6	7	10	4	6	4	3	3	2	2	3	4	4
Lynchburg Ferries	7	6	6	6	5	5	4	4	4	4	6	6	7	10	4	6	4	3	3	2	2	3	4	4
Exxon 3	9	6	6	6	6	5	5	5	4	4	6	6	7	10	9	6	6	4	4	3	3	3	4	5
Morgans Point	9	6	6	6	6	6	5	5	4	4	6	6	10	10	9	9	6	6	4	3	3	3	4	6
75/76	7	6	6	5	6	6	5	5	4	4	5	6	6	10	10	9	9	9	9	9	8	7	2	1
63/64	7	6	6	5	6	6	5	5	4	4	5	6	6	10	10	9	9	9	9	9	8	7	5	1
51/52	7	6	6	4	4	6	5	5	4	4	5	5	6	7	10	9	9	9	9	8	8	7	7	2
37/38	7	6	6	4	4	4	5	5	4	3	5	5	6	7	10	9	9	8	9	8	8	8	7	4
25/26	7	6	6	3	4	4	5	5	4	2	5	5	6	7	10	9	9	8	8	8	8	8	7	5
11/12	6	6	5	2	3	2	4	3	2	2	5	5	6	6	9	8	8	8	8	8	8	8	7	7
1 & 2 Bravo	4	3	2	2	0.8	2	2	2	2	1	4	4	4	4	6	8	8	8	8	8	8	8	7	8

**NOTE: This is automated data that may/may not agree with the official BAM thinking that's found on the daily slides or special visibility report slides. This data should be used as a guide only**

# Houston Pilots Wind Chart



## Forecast Confidence



Sustained wind 13 Knots  
Gusts 18 Knots  
Wind from the N

## Example

WS: 13  
G:18  
N

Time Knots	Sun 11pm	Mon 12am	Mon 1am	Mon 2am	Mon 3am	Mon 4am	Mon 5am	Mon 6am	Mon 7am	Mon 8am	Mon 9am	Mon 10am	Mon 11am	Mon 12pm	Mon 1pm	Mon 2pm	Mon 3pm	Mon 4pm	Mon 5pm	Mon 6pm	Mon 7pm	Mon 8pm	Mon 9pm	Mon 10pm
610 Bridge	6	5	5	3	3	3	4	4	4	5	5	5	5	6	7	9	9	8	8	8	7	6	5	5
	12	11	9	7	6	7	8	8	8	9	11	11	11	13	14	20	17	17	17	16	14	12	11	10
	SE	SE	SE	SE	SSE	S	S	S	S	S	S	SSW	S	S	SSW	WSW	E	E	ESE	E	ENE	ENE	N	SSE
Kinder 1	6	5	5	3	3	3	4	4	4	4	5	5	5	6	7	9	9	8	8	7	7	6	5	5
	12	12	9	7	6	7	8	8	8	9	11	11	11	13	14	20	18	17	17	15	14	12	11	10
	SE	SE	SE	SE	SSE	S	S	S	S	S	S	SSW	S	S	SSW	WSW	ESE	E	ESE	E	ENE	ENE	N	SSE
Greens Bayou	6	6	4	4	3	3	3	4	3	4	5	5	5	6	7	9	8	8	8	7	7	6	5	5
	13	12	9	7	7	7	7	7	7	9	10	11	11	13	14	19	16	16	16	15	14	12	11	10
	SE	SE	SE	SE	SSE	S	SSE	S	S	S	S	SSW	S	S	SSW	WSW	SE	E	ESE	E	E	E	NNE	SE
Shell Crude	6	5	5	4	3	4	4	4	4	5	5	5	5	6	7	9	8	7	8	7	7	5	5	5
	13	12	9	8	7	8	7	8	8	9	11	11	11	13	14	18	16	16	16	15	14	12	11	11
	SE	SE	SE	SE	SSE	S	SSE	S	S	S	S	SSW	S	S	S	SW	E	E	ESE	E	E	ESE	N	SE
Lynchburg Ferries	6	5	4	3	3	4	3	4	4	4	5	5	5	6	7	8	8	8	8	7	7	6	5	5
	13	11	8	7	7	7	7	8	8	9	10	11	11	13	14	16	16	16	16	15	14	12	11	10
	SE	SE	SE	SE	SSE	SSE	SSE	S	S	S	S	S	SSW	S	S	SSW	SE	ENE	ESE	E	E	ESE	N	SE
Exxon 3	10	9	7	6	5	6	7	7	7	7	7	7	6	7	8	9	9	9	8	9	7	7	7	7
	14	13	11	10	8	9	10	10	10	10	11	12	12	13	15	17	18	17	17	15	15	12	12	11
	SE	SE	SSE	SSE	SSE	SSE	S	S	S	S	S	S	S	S	S	S	NW	ESE	SE	E	E	E	NNE	SE
Morgans Point	11	9	7	5	5	5	7	6	6	6	7	6	6	7	8	8	9	9	8	8	7	7	6	6
	16	13	11	10	8	9	11	11	10	11	12	12	12	13	15	16	19	17	17	16	14	12	12	10
	SE	SE	SSE	SSE	S	S	S	S	S	S	S	S	S	S	S	S	NE	ESE	ESE	E	E	SE	NNE	SE
75/76	15	13	11	9	8	8	9	9	10	9	9	9	9	9	9	9	13	12	11	12	11	12	9	8
	21	19	16	13	12	12	14	13	14	13	13	13	13	15	16	19	21	21	20	18	17	18	14	12
	SE	SE	SSE	SSE	S	S	S	S	S	S	S	S	S	S	S	S	N	E	ESE	ESE	ENE	SE	E	S
63/64	15	13	11	9	8	8	9	9	9	9	9	9	9	9	9	9	13	12	10	11	11	11	9	8
	21	19	15	13	12	12	13	14	13	13	13	13	14	15	16	17	21	21	19	18	17	16	14	11
	SE	SE	SSE	SSE	S	S	S	S	S	S	S	S	S	S	S	S	NNW	E	ESE	ESE	ENE	ESE	ESE	S
51/52	14	13	11	9	9	8	9	9	9	9	9	9	9	9	9	9	13	11	9	11	10	9	7	7
	21	18	16	14	13	12	13	14	14	14	13	13	14	15	16	16	21	19	17	15	15	13	13	11
	SE	SE	SSE	SSE	S	S	S	S	S	S	S	S	S	S	S	S	SW	E	ESE	ESE	E	ESE	ESE	S
37/38	14	13	11	9	9	8	9	10	9	9	9	9	9	9	9	10	14	11	9	10	10	9	8	7
	21	18	16	14	13	12	13	14	13	14	13	14	14	15	15	16	22	18	17	14	15	13	13	12
	SE	SE	SSE	SSE	S	S	S	S	S	S	S	S	S	S	S	S	W	E	E	ESE	E	ESE	ESE	SSE
25/26	13	12	10	9	8	8	9	9	9	9	9	9	9	9	10	10	14	11	10	9	9	8	7	7
	19	17	15	13	12	12	13	14	13	13	13	13	13	15	16	15	21	17	16	13	14	13	13	12
	SE	SE	SSE	SSE	S	S	S	S	S	S	S	S	S	S	S	S	W	E	E	E	E	E	ESE	SSE
11/12	11	9	9	7	7	7	7	7	7	7	7	8	9	9	10	9	12	10	9	8	8	7	6	6
	16	14	13	12	11	11	11	11	11	12	12	13	13	14	15	14	18	15	14	11	12	13	13	12
	SE	SE	SSE	SSE	S	S	S	S	S	SSW	S	S	S	S	S	S	SW	ESE	E	E	E	ESE	ESE	SSE
1 & 2 Bravo	13	13	12	11	10	10	11	11	10	9	9	9	9	9	9	9	9	11	11	10	9	9	9	9
	20	19	18	16	15	14	15	15	15	13	13	14	14	14	15	14	13	17	16	14	13	13	14	15
	SE	SE	SSE	SSE	S	S	S	S	S	S	S	S	S	S	S	S	S	ESE	E	E	E	ESE	E	SSE

NOTE: This is automated data that may/may not agree with the official BAM thinking that's found on the daily slides. This data should be used as a guide only

# Houston Pilots: Mon. 5/13/2024



## Forecast Discussion

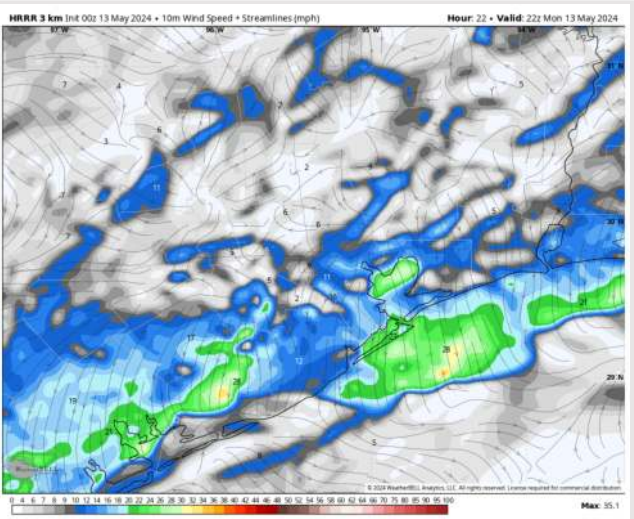
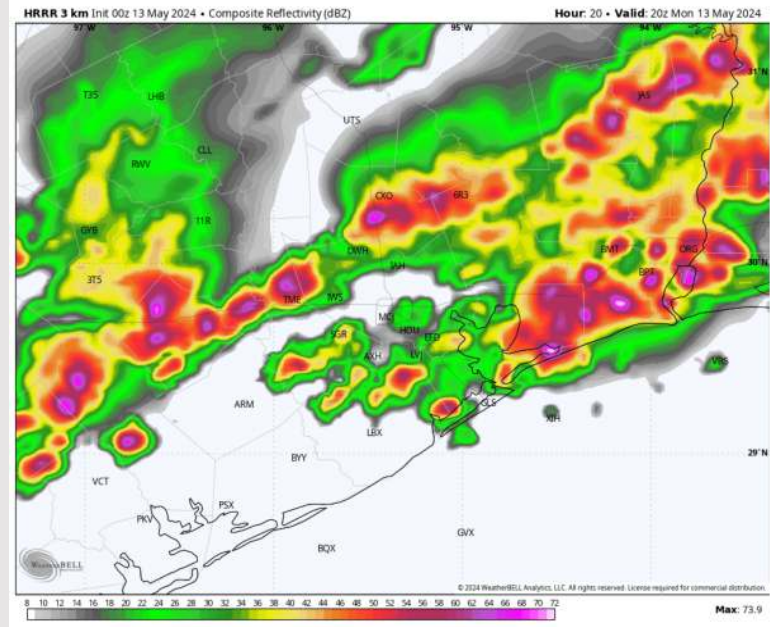
**Precip:** A couple isolated showers will be possible through ~8 AM-CT, then anticipating clear conditions through the late morning/early afternoon. Scattered thunderstorms (some strong/severe) likely build in towards ~1 PM and continue into the evening, with wind gusts of 35-45 kts, lightning, and hail being the main risks.

**Wind:** Winds will be out of the S / SW for the entire day / prior to a front passing around 10 PM, which is when winds will become variable for a brief time. **N of Morgan's Point:** Winds at 6-11 kts through 10 PM before decreasing to 3-7 kts. **S of Morgan's Point:** Winds at 13-18kts for the entire day outside of a brief decreasing to 6-11 kts from 10 AM to 3 PM. **Non-T-Storm Gusts may reach 25-30 kts at times S of Morgan's Point after 4 PM.**

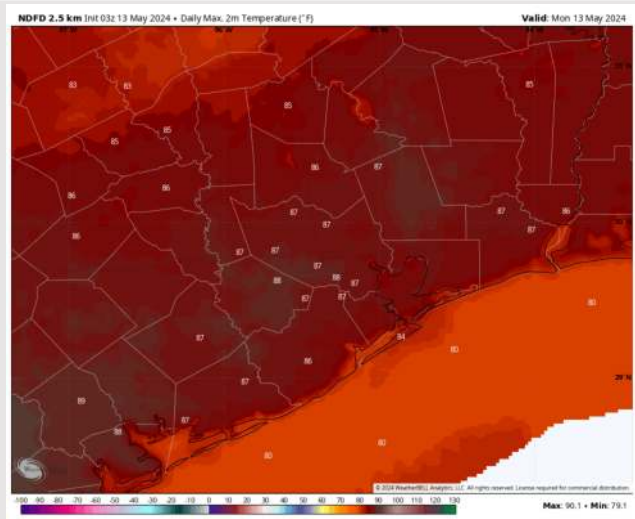
**High Temps:** **N of Morgan's Point:** Upper 80s F **S of Morgan's Point:** Low/Mid 80s F.

**Visibility:** Not anticipating any fog concerns for today, however visibilities can be reduced under heavy downpours.

## Precip Image: 3 PM CT



Wind Speed:  
5 PM CT



High Temps  
Today

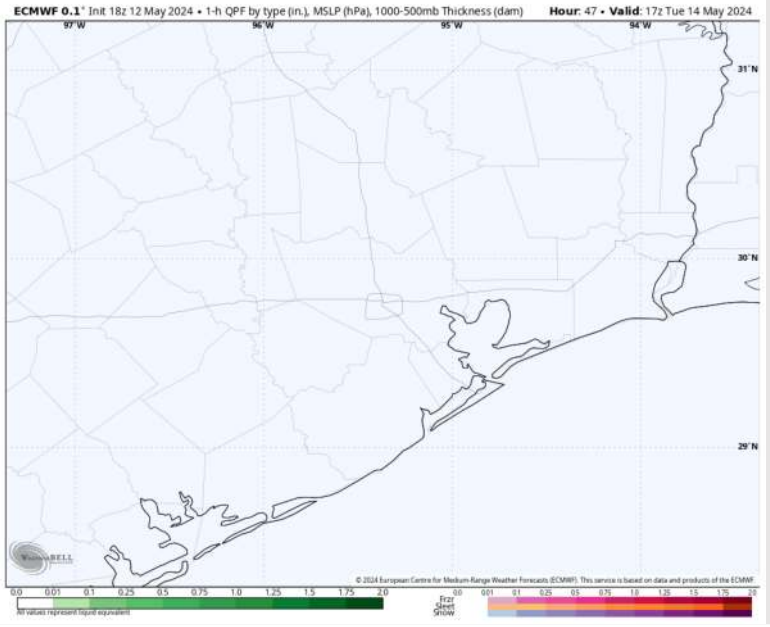
# Houston Pilots: Tue. 5/14/2024



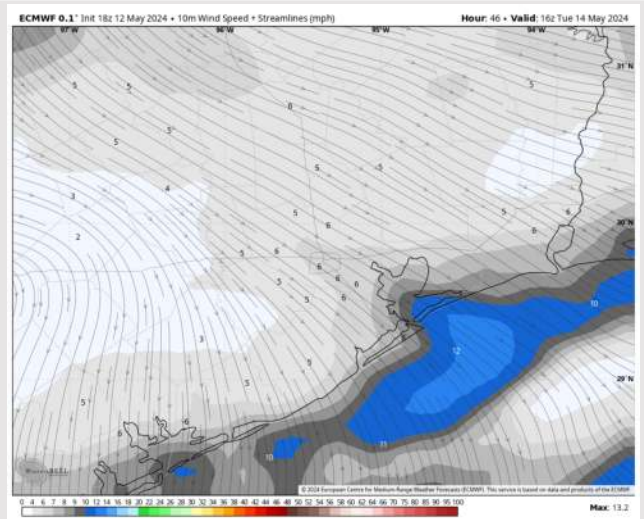
## Forecast Discussion

- Precip:** Favoring dry conditions for Tuesday
- Wind:** Winds will be variable in the early AM before settling out of the N/NNW by 5 AM. **N of Morgan's Point:** Winds at 3-8 kts throughout Tuesday. **S of Morgan's Point:** Winds at 4-9 kts throughout Tuesday.
- High Temps:** **N of Morgan's Point:** Near 90 F. **S of Morgan's Point:** Mid/Upper 80s F.
- Visibility:** Not favoring any fog concerns for Tuesday.

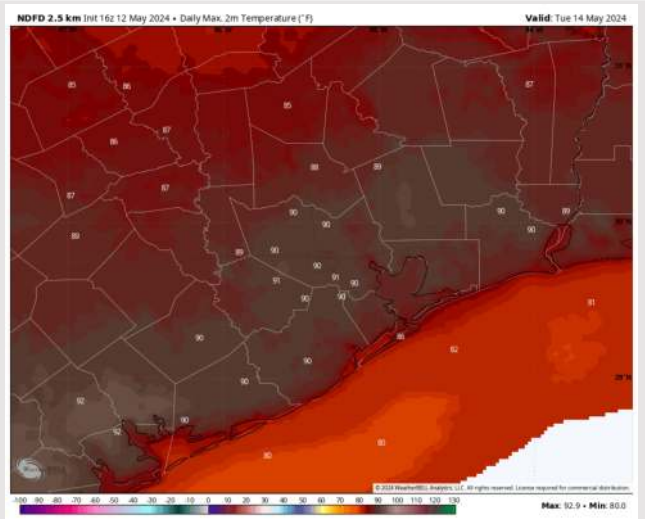
## Precip Image: 12 PM CT



Wind Speed  
11 AM CT



High Temps  
Tuesday



## Forecast Discussion

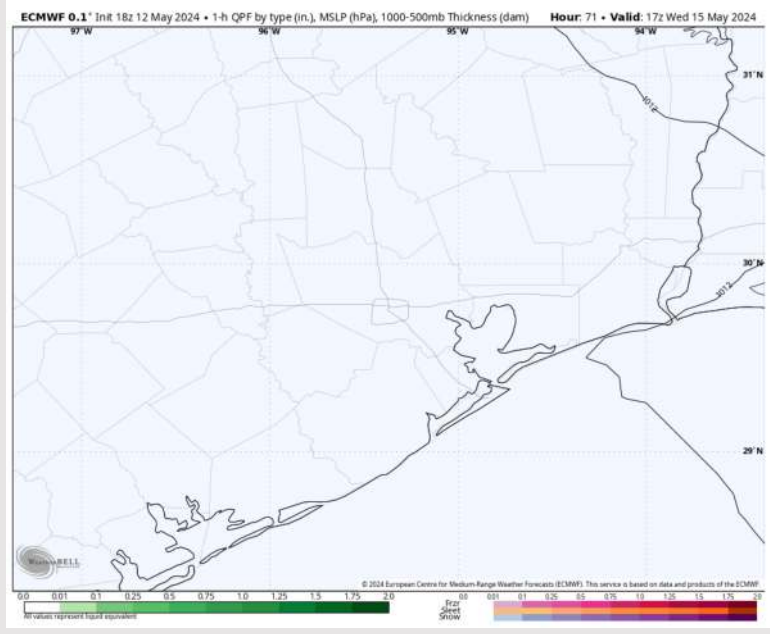
**Precip:** Favoring dry conditions for Wednesday.

**Wind:** Winds out of the N/NNW gradually shift clockwise through the AM and settle out of the SE by 12 PM. **N of Morgan's Point:** Winds at 3-8 kts throughout Wednesday. **S of Morgan's Point:** Winds at 4-9 kts through 11 AM. Winds then gradually increase to 7-12 kts throughout the PM.

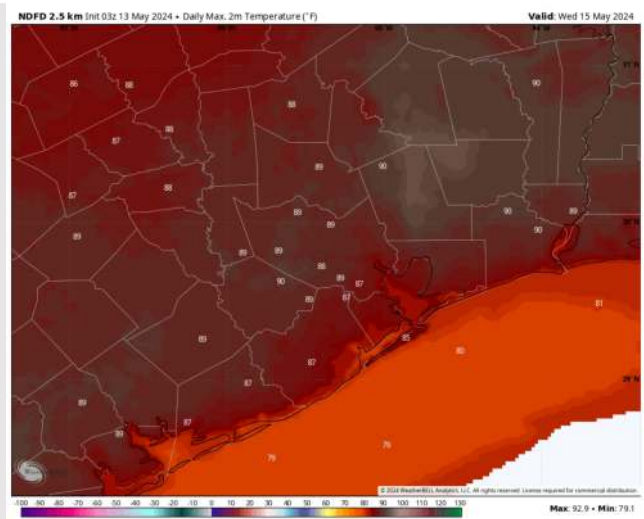
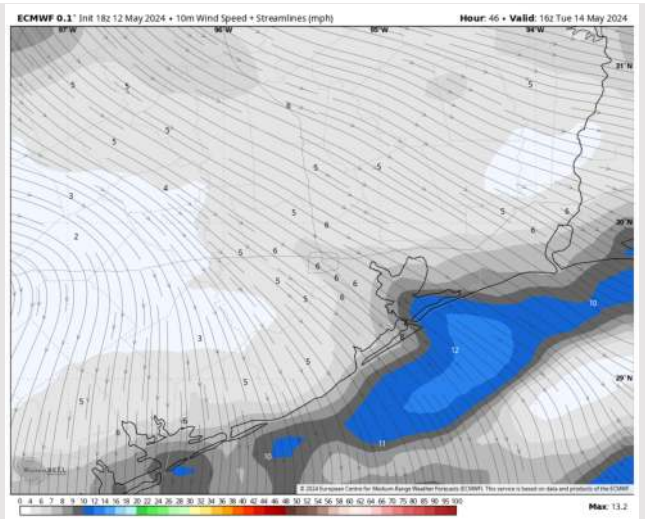
**High Temps:** **N of Morgan's Point:** Near 90 F. **S of Morgan's Point:** Mid/Upper 80s F.

**Visibility:** Not favoring any fog concerns for Wednesday

## Precip Image: 12 PM CT

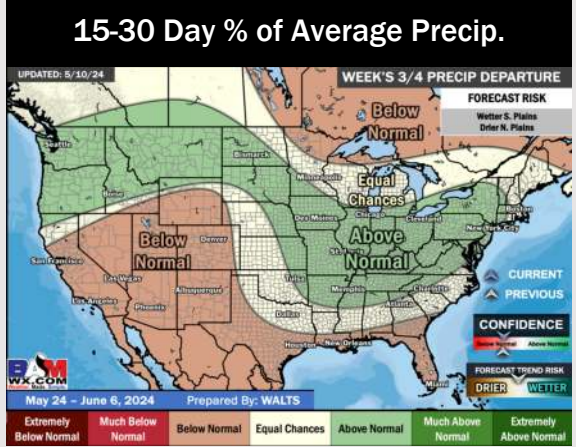
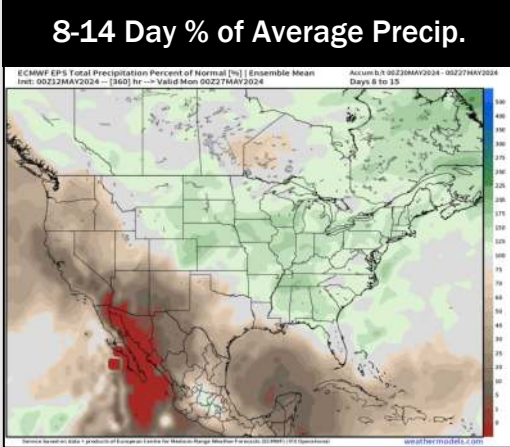

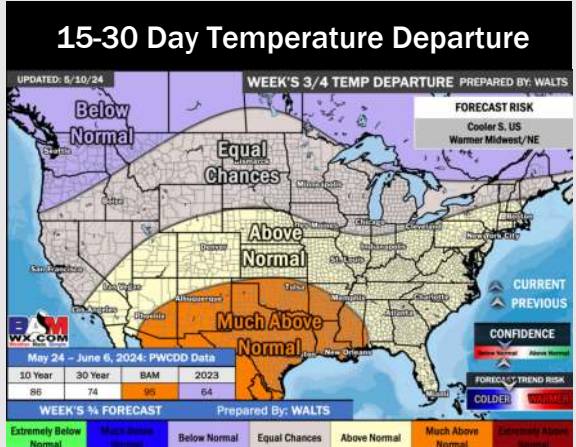
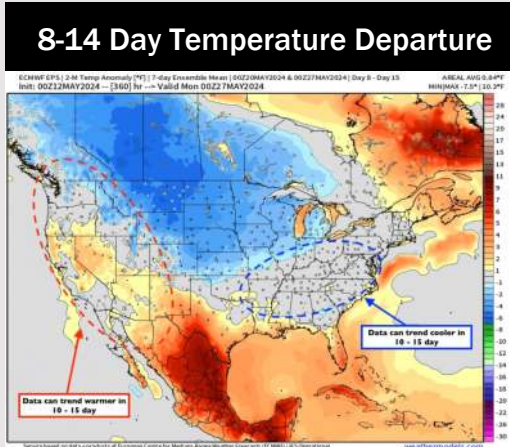
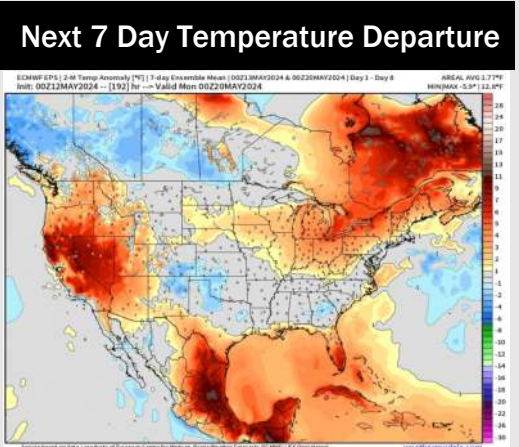


Wind Speed:  
1 PM CT



High Temps  
Wednesday

# Houston Pilots: 5/13/24



- An active pattern this week with scattered shower /storm chances through today, then another round starting THU and into the weekend. Temps are expected to be seasonable for the week 1 timeframe.
- Slightly below normal precipitation chances are at play during the week 2 timeframe. Temps are expected to be slightly above normal.
- Below normal chances for precipitation are favored in the weeks 3/4 timeframe. Temperatures expected to be much above normal for the weeks 3 and 4 timeframe.