

# Houston Pilots Forecast Package



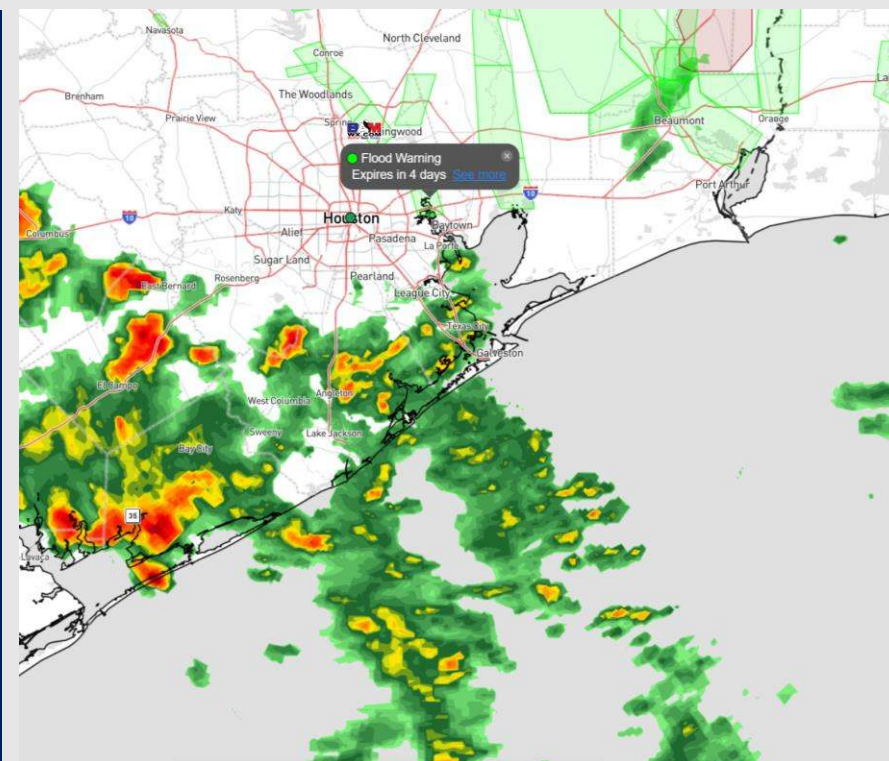
Updated: 12:20 PM CT

Sunday, May 5, 2024

Forecaster: Xander Lowry

## Weather Headlines

- Anticipating storms to continue to become more scattered throughout the day today. Drier start to the week.
- Not anticipating any fog concerns over the coming days
- **Outside of gusts due to strong/severe storms, wind gusts will be able to reach 25-30 kts at times.**



Current Radar: 12:20 PM CT



As always, please do not hesitate to reach out to us with any forecast questions via the chat option on Clarity or our on-call number, **(317)-560-8122** press 1 for forecast questions.

# Houston Pilots Visibility Chart (miles)



**Forecast Confidence**

Above Normal
Below Normal

Time	Sun 1pm	Sun 2pm	Sun 3pm	Sun 4pm	Sun 5pm	Sun 6pm	Sun 7pm	Sun 8pm	Sun 9pm	Sun 10pm	Sun 11pm	Mon 12am	Mon 1am	Mon 2am	Mon 3am	Mon 4am	Mon 5am	Mon 6am	Mon 7am	Mon 8am	Mon 9am	Mon 10am	Mon 11am	Mon 12pm
610 Bridge	6	6	6	6	6	10	10	10	10	10	10	10	9	6	5	4	4	4	3	3	5	7	7	10
Kinder 1	6	7	6	6	6	10	10	10	10	10	10	10	9	6	6	5	4	4	3	3	5	7	9	10
Greens Bayou	6	7	5	6	6	10	10	10	10	10	10	10	9	6	6	5	4	4	3	3	5	7	7	10
Shell Crude	7	9	5	6	6	10	10	10	10	10	10	10	10	7	6	6	5	5	4	4	6	7	9	10
Lynchburg Ferries	6	7	5	6	6	10	10	10	10	10	10	10	9	6	6	5	5	4	3	3	5	6	7	9
Exxon 3	7	9	5	6	6	10	10	10	10	10	10	10	10	7	6	6	5	5	4	4	6	7	9	10
Morgans Point	9	7	5	6	6	10	10	10	10	10	10	10	10	6	6	6	5	5	4	4	6	7	9	9
75/76	7	7	6	4	6	10	10	10	9	7	8	9	7	6	8	8	5	4	8	8	8	8	9	10
63/64	6	7	6	4	6	9	10	10	9	7	8	9	7	6	8	8	5	4	8	8	8	9	9	10
51/52	4	6	6	5	6	7	10	10	9	7	8	7	7	6	8	8	4	7	8	8	8	9	9	10
37/38	4	6	6	5	6	7	10	10	9	7	8	7	7	6	8	8	5	8	8	8	8	9	9	9
25/26	6	6	6	5	6	7	10	10	9	7	8	9	7	6	8	8	6	8	8	8	9	9	9	9
11/12	5	6	6	5	6	6	10	10	9	6	6	6	6	6	8	8	7	8	8	9	9	9	9	9
1 & 2 Bravo	4	6	4	4	5	5	6	6	6	6	5	5	5	4	8	8	8	8	8	9	9	9	9	9

**NOTE: This is automated data that may/may not agree with the official BAM thinking that's found on the daily slides or special visibility report slides. This data should be used as a guide only**

# Houston Pilots Wind Chart



## Forecast Confidence



Sustained wind 13 Knots  
Gusts 18 Knots  
Wind from the N

## Example

WS: 13  
G:18  
N

Time Knots	Sun 12pm	Sun 1pm	Sun 2pm	Sun 3pm	Sun 4pm	Sun 5pm	Sun 6pm	Sun 7pm	Sun 8pm	Sun 9pm	Sun 10pm	Sun 11pm	Mon 12am	Mon 1am	Mon 2am	Mon 3am	Mon 4am	Mon 5am	Mon 6am	Mon 7am	Mon 8am	Mon 9am	Mon 10am	Mon 11am
610 Bridge	11	13	13	13	12	11	10	10	8	7	7	6	6	6	5	5	5	5	5	6	6	7	9	10
Kinder 1	22	26	27	25	23	21	20	21	17	15	14	12	12	12	11	11	11	11	11	12	13	14	16	18
	SE	SE	SSE	SSE	SSE	SE	SSE	SE	SE	SE	SE	SE	SE	SSE	SE	SE	SSE	SSE	SSE	SSE	SSE	SSE	SSE	SSE
Greens Bayou	11	13	13	13	11	11	9	10	8	7	7	6	6	5	5	5	5	5	5	6	6	7	9	9
	23	25	26	25	23	21	19	20	17	13	14	13	12	12	11	11	10	11	11	12	13	13	15	17
Shell Crude	11	12	13	13	11	11	9	9	9	7	7	6	6	6	5	5	5	5	5	6	6	7	9	9
	22	24	26	25	23	21	19	20	17	14	13	13	12	12	11	11	11	11	11	12	13	14	16	17
Lynchburg Ferries	12	13	13	12	11	11	9	9	9	7	7	6	5	5	5	5	5	5	5	6	5	6	8	10
	22	26	26	25	22	21	19	20	17	13	13	12	11	11	11	11	10	11	11	11	13	14	16	17
Exxon 3	14	13	14	14	12	12	12	11	11	11	11	9	9	9	9	9	9	10	9	9	11	11	12	12
	24	25	27	26	23	21	20	20	19	16	16	14	14	13	13	13	13	14	14	14	15	16	17	17
Morgans Point	15	15	15	15	13	12	13	12	11	11	11	10	9	9	9	9	10	10	9	11	11	12	12	12
	24	27	27	26	24	21	20	20	19	17	16	14	13	13	13	13	13	15	14	14	15	16	17	17
75/76	17	19	19	17	17	16	17	15	15	14	14	13	13	13	13	13	13	15	14	15	15	15	15	15
	26	28	28	27	28	26	25	22	22	21	21	20	18	18	18	19	18	21	21	21	21	21	21	22
63/64	17	18	17	17	17	15	17	16	15	14	13	13	12	12	11	12	12	13	14	14	14	15	15	15
	24	27	28	27	28	26	25	23	22	21	19	19	18	18	17	18	18	20	21	21	21	21	21	21
51/52	16	16	17	16	15	16	15	14	13	12	13	12	11	12	11	11	13	13	13	14	14	14	13	14
	23	26	27	25	24	24	22	21	20	18	18	18	16	17	17	16	19	19	20	21	21	21	19	21
37/38	15	15	15	15	15	15	14	13	13	12	12	12	12	12	11	11	12	13	13	13	14	14	13	14
	22	25	25	23	25	23	21	19	18	17	18	18	17	17	16	16	18	19	19	20	21	21	20	21
25/26	15	15	14	15	15	14	14	12	11	11	11	11	11	11	10	11	11	12	12	13	13	13	13	14
	22	23	23	23	25	22	20	18	17	16	16	16	15	16	15	16	18	17	18	19	19	19	19	21
11/12	14	14	14	14	14	13	13	11	10	9	9	9	9	9	9	9	9	9	9	11	11	12	12	13
	21	21	21	22	23	22	19	19	17	16	15	14	13	13	13	13	13	14	14	15	16	18	17	19
1 & 2 Bravo	14	14	14	15	15	16	13	14	12	13	13	13	12	12	11	11	11	12	12	12	13	13	13	13
	20	20	21	22	24	26	21	20	19	19	20	20	18	17	16	16	16	18	18	18	18	19	18	19

NOTE: This is automated data that may/may not agree with the official BAM thinking that's found on the daily slides. This data should be used as a guide only

# Houston Pilots: Sun. 5/5/2024



## Forecast Discussion

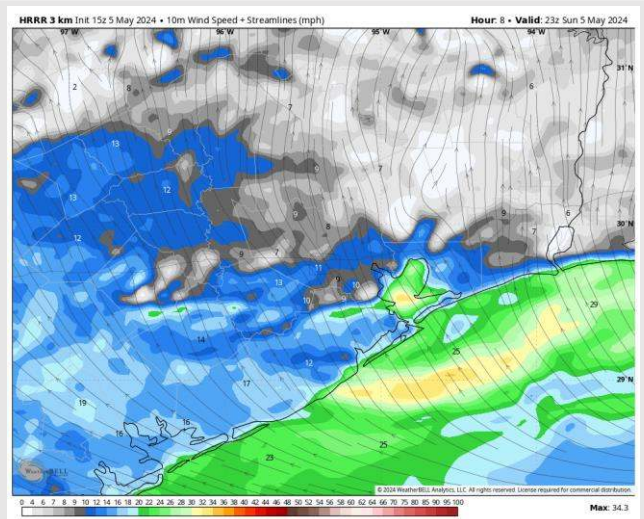
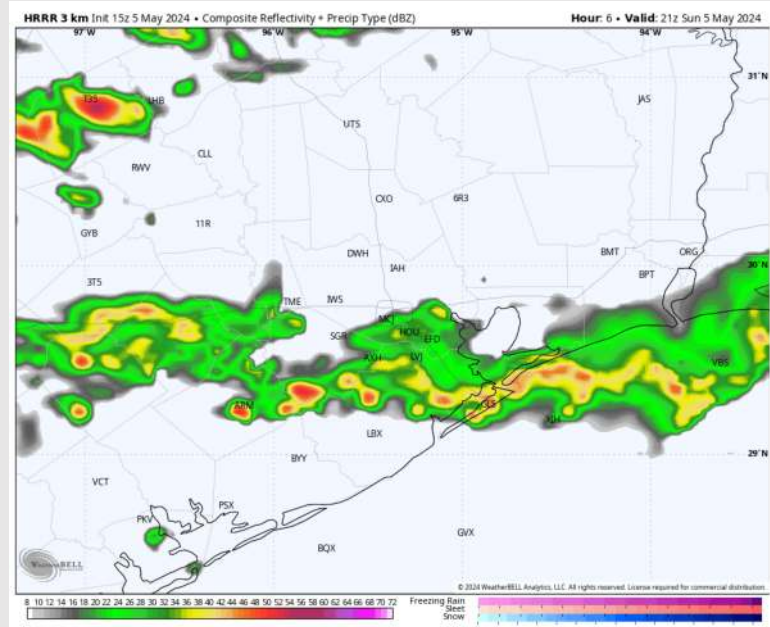
**Precip:** Lingering pockets of scattered storms will likely continue through 9PM-CT this evening however the bulk of coverage is favored to remain to the SW. While the severe threats have lowered, small hail and 35-45 MPH winds will still be in play this afternoon.

**Wind:** Favoring winds to continue to be variable this afternoon and evening. **N of Morgan's Point:** Winds at 7-12 kts through 7 PM before decreasing to 3-8 kts. **S of Morgan's Point:** Winds at 17-22 kts throughout the rest of the day. **Non T-Storm gusts of 25-30 kts possible through 4PM N of Morgan's Point and all day S of Morgan's Point.**

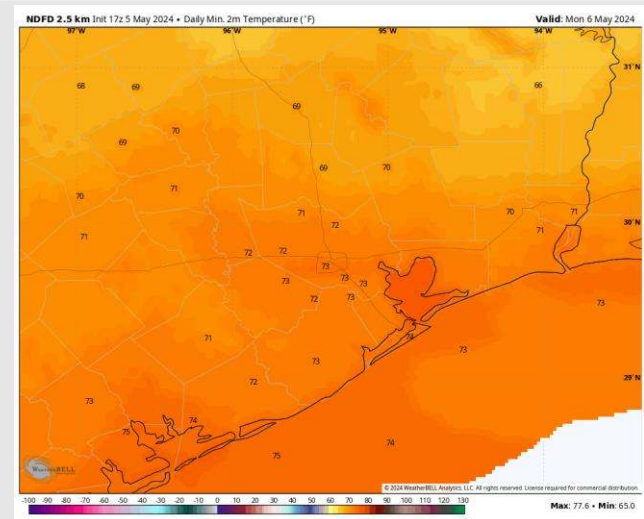
**Low Temps:** **N of Morgan's Point:** Low 70s F. **S of Morgan's Point:** Low 70s F.

**Visibility:** Not anticipating any fog risks however visibility may be reduced under heavier pockets of showers.

## Precip Image: 4 PM CT



Wind Speed  
6 PM CT



Low Temps  
Monday

# Houston Pilots: Mon. 5/6/2024



## Forecast Discussion

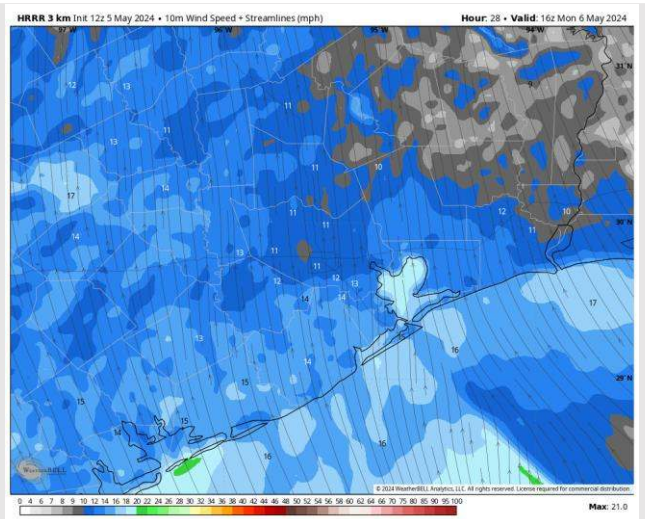
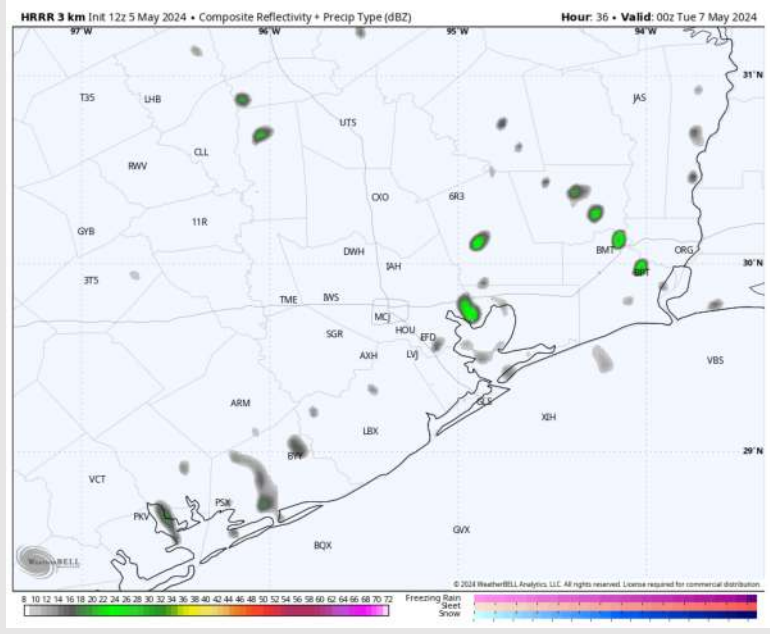
**Precip:** Isolated showers to continue across the area through/prior to 6AM and after 7PM, favoring dry conditions between 6AM-7PM.

**Wind:** Winds will be out of the SE / SSE throughout the day. **N of Morgan's Point:** Winds at 3 – 9 kts through 12 PM, before increasing to 7 – 12kts for the PM hours. **S of Morgan's Point:** Winds to start out at 17–22 kts and will slowly decrease to 8-13 kts by 12PM. **Wind gusts of 20-25 kts N of Morgan's Point from 12-7 PM**

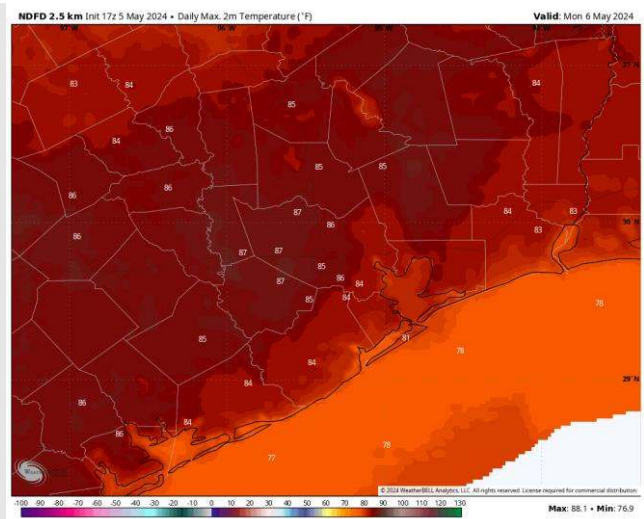
**High Temps:** **N of Morgan's Point:** Mid 80s F. **S of Morgan's Point:** Upper 70s F.

**Visibility:** Not anticipating fog risks for Monday.

## Precip Image: 7 PM CT



**Wind Speed:  
11 AM CT**



**High Temps  
Monday**

# Houston Pilots: Tue. 5/7/2024



## Forecast Discussion

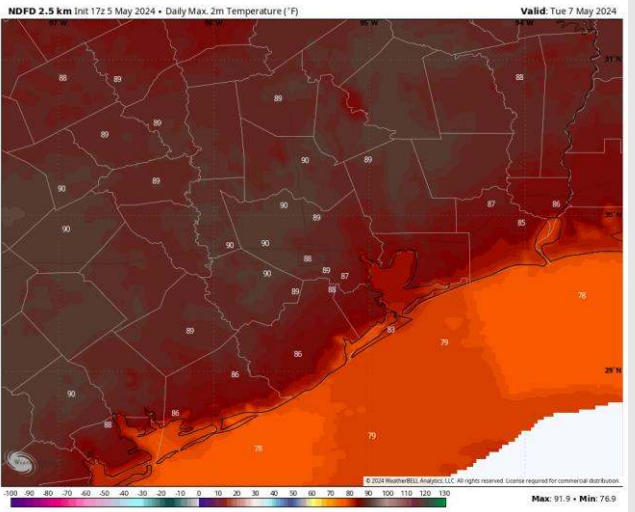
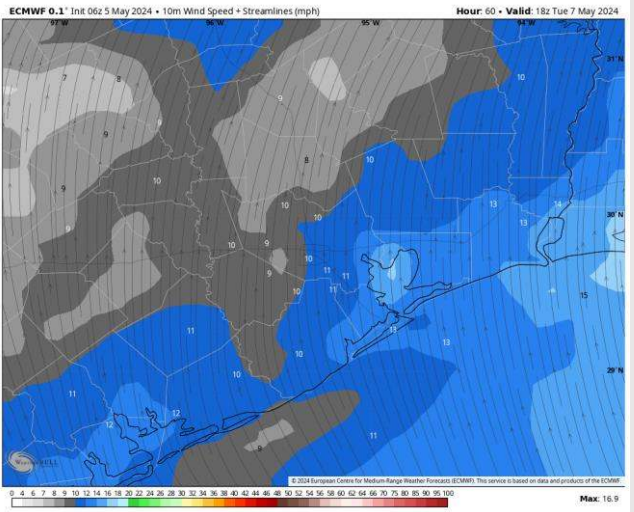
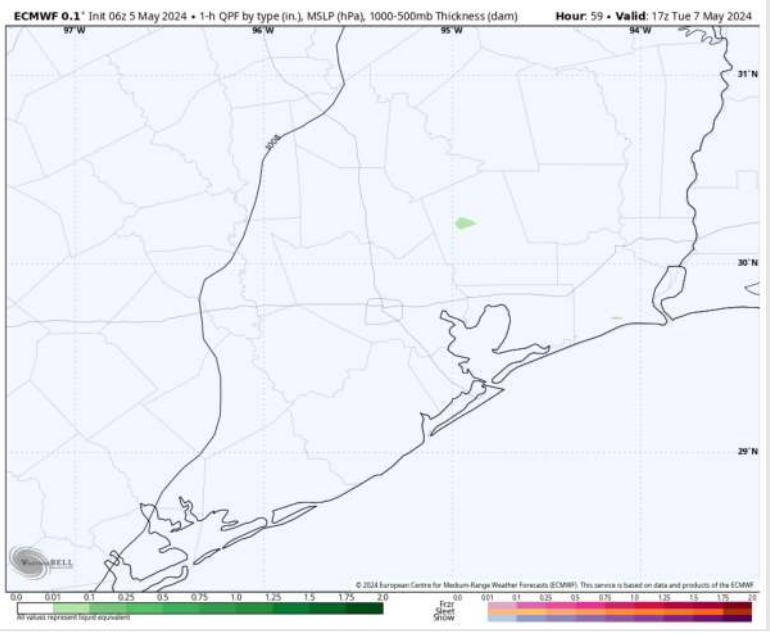
**Precip:** Favoring dry conditions throughout the day on Tuesday.

**Wind:** Winds out of S/SE throughout TUE. **N of Morgan's Point:** Winds at 6-11 kts throughout the entire day. **S of Morgan's Point:** Winds to hold steady at 12-17 kts throughout the day TUE.

**High Temps:** **N of Morgan's Point:** Upper 80s F **S of Morgan's Point:** Upper 70s/Low 80's F.

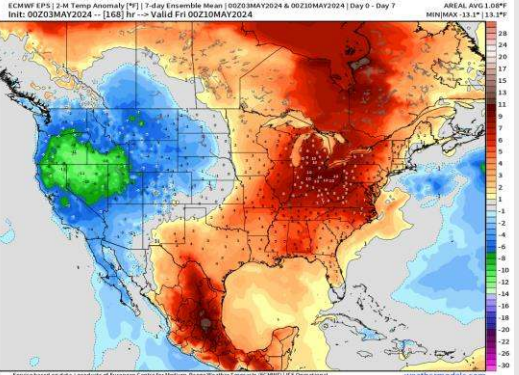
**Visibility:** Not anticipating any fog concerns for TUE.

## Precip Image: 12 PM CT

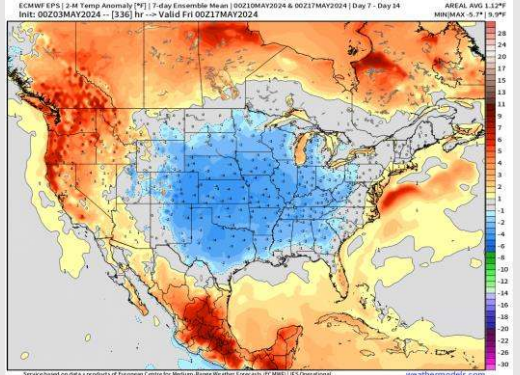


# Houston Pilots: 5/5/24

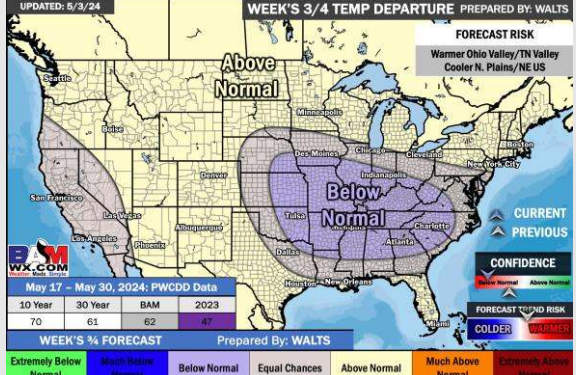
**Next 7 Day Temperature Departure**




**8-14 Day Temperature Departure**



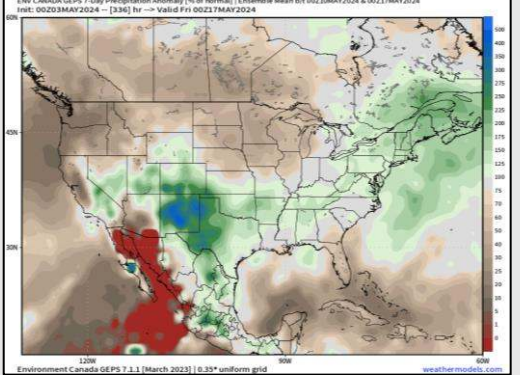
**15-30 Day Temperature Departure**



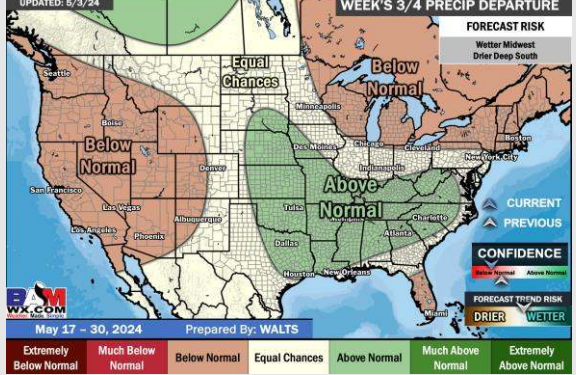
**Next 7 Day Total Precipitation**



**8-14 Day % of Average Precip.**



**15-30 Day % of Average Precip.**



- Showers and storms are expected through Monday. Temps are expected to be above normal for the week 1 timeframe.
- Near normal precipitation chances are at play during the week 2 timeframe. Temps are expected to be slightly below normal.
- Above normal chances for precipitation are favored in the weeks 3/4 timeframe. Temperatures expected to be near normal for the weeks 3 and 4 timeframe.