

Houston Pilots Forecast Package

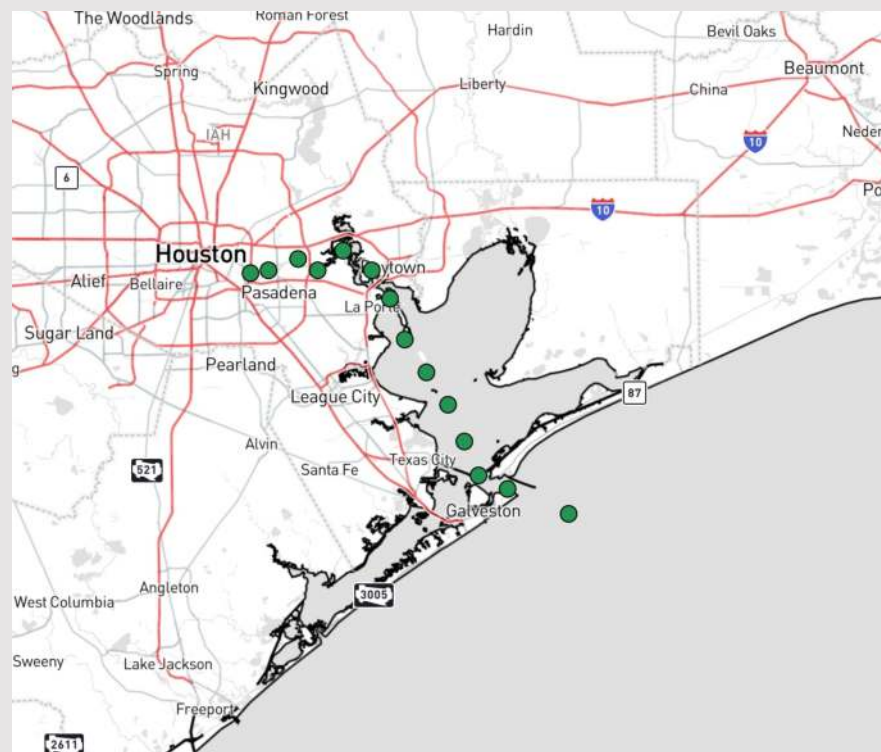


Updated: 12:00 AM CT
Thursday, April 4, 2024

Forecaster: Tyler Riggles

Weather Headlines

- The rest of the week looks to remain fairly dry. Next best rain chances will move in early next week.
- Not anticipating much in terms of visibility concerns over the next few days.
- Winds will be somewhat calmer over the next 48 hours before elevated winds return on SAT



Current Radar: 12:00 AM CT



As always, please do not hesitate to reach out to us with any forecast questions via the chat option on Clarity or our on-call number, **(317)-560-8122** press 1 for forecast questions.

Houston Pilots Extended Range Visibility Report



Sunday 4/7/24

Elevated winds make fog SUN not favored



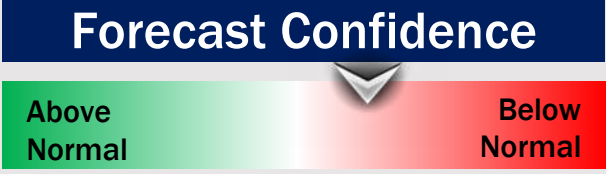
Tuesday 4/9/24

Fog not favored for TUE.



Monday 4/8/24

Fog not favored for MON however visibility can be reduced slightly by rain showers.



Chance for Fog

Sunday AM	Unlikely
Sunday PM	Unlikely
Monday AM	Unlikely
Monday PM	Unlikely
Tuesday AM	Unlikely
Tuesday PM	Unlikely

Houston Pilots Visibility Chart (miles)



Forecast Confidence



Time	Thu 12am	Thu 1am	Thu 2am	Thu 3am	Thu 4am	Thu 5am	Thu 6am	Thu 7am	Thu 8am	Thu 9am	Thu 10am	Thu 11am	Thu 12pm	Thu 1pm	Thu 2pm	Thu 3pm	Thu 4pm	Thu 5pm	Thu 6pm	Thu 7pm	Thu 8pm	Thu 9pm	Thu 10pm	Thu 11pm
610 Bridge	10	10	10	10	10	10	10	10	10	10	10	10	10	10	10	10	10	10	10	10	10	10	10	10
Kinder 1	10	10	10	10	10	10	10	10	10	10	10	10	10	10	10	10	10	10	10	10	10	10	10	10
Greens Bayou	10	10	10	10	10	10	10	10	10	10	10	10	10	10	10	10	10	10	10	10	10	10	10	10
Shell Crude	10	10	10	10	10	10	10	10	10	10	10	10	10	10	10	10	10	10	10	10	10	10	10	10
Lynchburg Ferries	10	10	10	10	10	10	10	10	10	10	10	10	10	10	10	10	10	10	10	10	10	10	10	10
Exxon 3	10	10	10	10	10	10	10	10	10	10	10	10	10	10	10	10	10	10	10	10	10	10	10	10
Morgans Point	10	10	10	10	10	10	10	10	10	10	10	10	10	10	10	10	10	10	10	10	10	10	10	10
75/76	10	10	10	10	10	10	10	10	10	10	10	10	10	10	10	10	10	10	10	10	10	10	10	10
63/64	10	10	10	10	10	10	10	10	10	10	10	10	10	10	10	10	10	10	10	10	10	10	10	10
51/52	10	10	10	10	10	10	10	10	10	10	10	10	10	10	10	10	10	10	10	10	10	10	10	10
37/38	10	10	10	10	10	10	10	10	10	10	10	10	10	10	10	10	10	10	10	10	10	10	10	10
25/26	10	10	10	10	10	10	10	10	10	10	10	10	10	10	10	10	10	10	10	10	10	10	10	10
11/12	10	10	10	10	10	10	10	10	10	10	10	10	10	10	10	10	10	10	10	10	10	10	10	10
1 & 2 Bravo	10	10	10	10	10	10	10	10	10	10	10	10	10	10	10	10	10	10	10	10	10	10	10	10

NOTE: This is automated data that may/may not agree with the official BAM thinking that's found on the daily slides or special visibility report slides. This data should be used as a guide only

Houston Pilots Wind Chart



Forecast Confidence



Sustained wind 13 Knots
Gusts 18 Knots
Wind from the N

Example

WS: 13
G:18
N

Time Knots	Thu 12am	Thu 1am	Thu 2am	Thu 3am	Thu 4am	Thu 5am	Thu 6am	Thu 7am	Thu 8am	Thu 9am	Thu 10am	Thu 11am	Thu 12pm	Thu 1pm	Thu 2pm	Thu 3pm	Thu 4pm	Thu 5pm	Thu 6pm	Thu 7pm	Thu 8pm	Thu 9pm	Thu 10pm	Thu 11pm
610 Bridge	3 5 NNW	3 5 N	3 5 N	3 4 NNE	2 4 NNE	2 4 E	2 4 S	2 4 S	2 4 S	3 5 S	4 8 SSW	5 9 SW	5 10 WSW	5 11 W	6 12 W	6 12 W	6 12 W	6 12 W	6 11 WSW	5 10 SW	5 9 S	5 9 S	6 10 S	5 9 SSW
Kinder 1	3 5 NNW	3 5 N	3 5 N	3 4 NNE	2 4 NNE	2 4 E	2 4 S	2 4 S	3 4 S	3 6 S	4 8 SSW	5 9 SW	5 10 WSW	5 11 W	6 12 W	6 12 W	6 12 W	6 10 WSW	5 10 WSW	5 9 SSW	5 9 S	5 9 S	6 10 S	5 9 SSW
Greens Bayou	3 5 NNW	3 5 NNW	3 5 N	3 5 N	3 5 N	2 5 ESE	2 3 S	2 4 S	3 4 S	3 5 S	4 8 SSW	4 7 SW	5 10 WSW	5 10 WSW	6 12 WSW	6 12 WSW	6 11 WSW	6 11 WSW	6 9 SW	5 9 S	5 10 S	5 10 S	6 10 S	5 9 SSW
Shell Crude	3 5 NNW	3 5 NNW	3 5 N	3 5 N	3 5 N	2 4 E	2 3 SSE	2 4 S	3 5 S	3 6 S	4 8 SSW	4 7 SW	5 9 SW	5 10 WSW	6 11 WSW	6 11 W	6 11 WSW	6 10 SSW	5 10 S	5 9 S	5 9 S	6 10 S	5 9 S	6 10 SSW
Lynchburg Ferries	3 5 NNW	3 5 N	3 5 N	3 5 N	2 4 E	1 3 E	2 3 S	2 4 S	3 4 S	3 5 S	4 8 SSW	4 7 SW	5 9 SW	5 10 WSW	6 11 WSW	6 12 WSW	6 11 WSW	6 10 SSW	5 10 S	5 9 S	5 9 S	6 10 S	5 9 S	6 10 SSW
Exxon 3	5 7 NNW	3 6 N	3 6 N	3 5 N	3 6 N	3 4 N	2 4 E	2 5 SSE	3 5 S	3 7 S	4 8 SSW	5 9 SSW	5 10 SSW	5 10 SSW	6 12 SSW	7 12 S	7 12 S	8 13 S	8 12 S	8 12 S	8 12 S	8 12 S	8 11 S	8 11 SSW
Morgans Point	5 7 NNW	3 7 NNW	3 6 N	3 6 N	3 5 NNE	3 5 NE	2 4 ENE	3 5 SE	3 5 SSE	3 7 S	4 8 S	5 10 S	5 10 S	5 10 S	6 12 S	7 13 S	7 13 S	8 13 S	9 13 S	9 12 S	9 12 S	8 12 S	8 11 SSW	8 11 SSW
75/76	8 12 NNW	7 10 N	7 10 N	7 10 N	7 10 NNE	7 9 NE	5 7 ENE	5 8 ESE	5 7 SSE	6 9 S	6 11 S	6 12 S	7 13 S	7 13 S	7 15 S	9 15 S	11 17 S	13 18 S	13 19 S	13 19 S	13 19 S	13 18 SSW	13 18 SSW	12 17 SSW
63/64	9 13 NNW	7 10 N	7 10 N	7 10 N	7 10 NNE	7 9 NE	5 7 ENE	5 7 E	5 8 SSE	5 8 S	6 10 S	6 10 S	7 12 S	7 13 S	7 15 S	9 15 S	11 16 S	12 18 S	13 19 S	13 19 S	13 18 SSW	13 17 SSW	11 16 SSW	11 17 SSW
51/52	8 12 NW	7 11 N	7 10 N	7 10 N	7 10 NNE	6 8 NE	5 7 ENE	5 6 E	5 7 SSE	5 8 S	6 9 S	7 12 S	7 13 S	8 14 S	8 15 S	9 16 S	9 17 S	10 18 S	11 17 S	12 18 S	12 16 SSW	11 15 SSW	11 15 SSW	10 15 SSW
37/38	8 12 NW	7 11 N	7 10 N	7 10 N	7 11 NNE	6 8 NE	5 6 ENE	5 5 E	5 7 SSE	5 8 S	6 10 S	7 11 S	7 12 S	8 13 S	8 14 S	9 15 S	9 16 S	10 17 S	11 17 S	12 16 SSW	11 15 SSW	11 14 SSW	10 14 SSW	9 15 SSW
25/26	8 12 NW	7 10 N	7 10 N	7 10 N	7 11 NNE	5 8 NE	5 6 ENE	4 5 E	4 5 SSE	5 8 S	6 9 SSW	7 11 SSW	7 12 SSW	8 13 SSW	8 14 SSW	9 15 SSW	10 16 SSW	11 17 SSW	11 16 SSW	11 15 SSW	10 14 SSW	9 13 SSW	9 13 SSW	9 15 SSW
11/12	7 11 NW	6 10 N	5 9 N	5 8 N	6 9 NNE	5 8 NE	5 6 ENE	3 5 E	3 5 SSE	4 7 S	5 9 S	6 10 SSW	7 12 SSW	8 13 SSW	8 13 SSW	9 14 SSW	9 14 SSW	9 13 SSW	9 13 SSW	9 13 SSW	8 11 SSW	8 11 SSW	7 11 SSW	7 12 SSW
1 & 2 Bravo	11 15 NW	9 13 NNW	9 13 N	8 12 N	9 13 NNE	7 11 NE	7 10 NE	5 8 E	5 7 ESE	5 7 SSE	5 9 S	7 10 SSW	7 11 SSW	7 10 SSW	7 10 SSW	8 12 SSW	9 14 SSW	9 14 SSW	11 16 SSW	11 15 SSW	11 15 SSW	11 16 SSW	11 15 SSW	11 15 SSW

NOTE: This is automated data that may/may not agree with the official BAM thinking that's found on the daily slides. This data should be used as a guide only

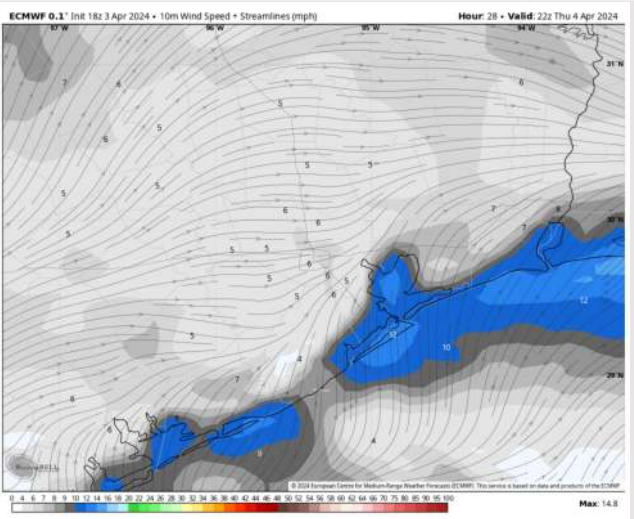
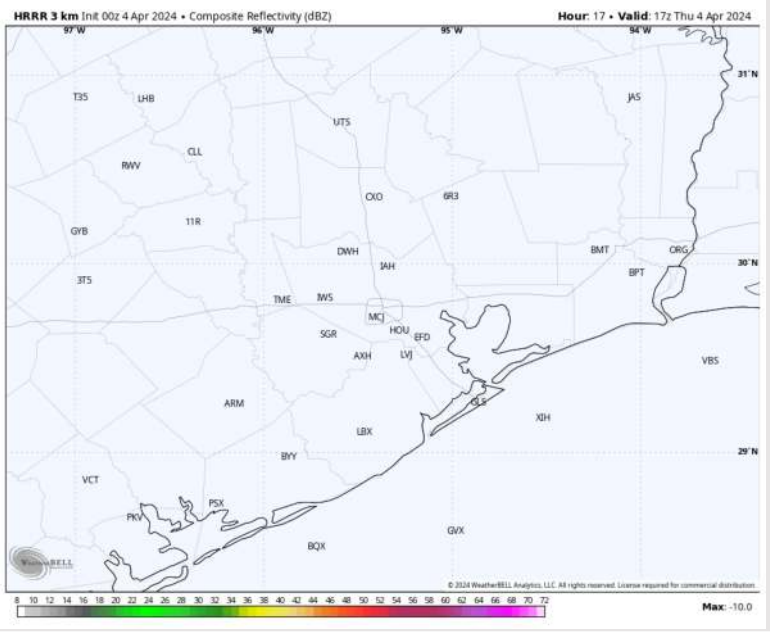
Houston Pilots: Thu. 4/4/2024



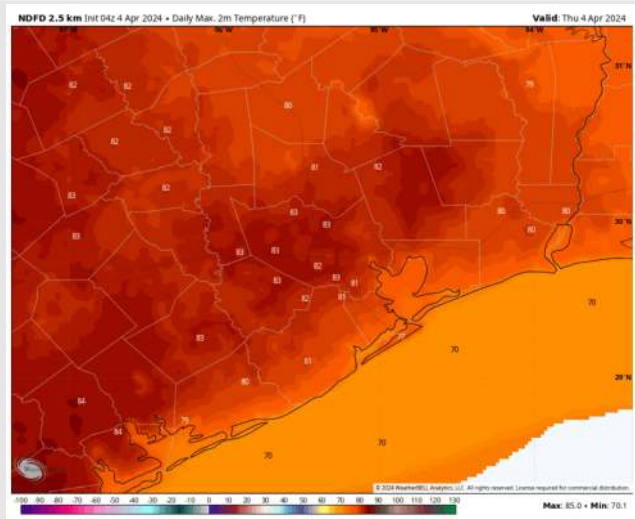
Forecast Discussion

- Precip:** Favoring dry conditions for today.
- Wind:** Winds starting out of the N will gradually move clockwise during the AM hours before settling out of the SW by ~12 PM.
- N of Morgan's Point:** Winds at 3 - 8kts throughout the day.
- S of Morgan's Point:** Winds at 9 - 14 kts will quickly decrease to 5 - 10 kts by 3 AM and will continue there the rest of the day.
- High Temps:** N of Morgan's Point: High 70s/Near 80 F. S of Morgan's Point: Mid 70s F
- Visibility:** Not favoring visibility concerns for today.

Precip Image: 12 PM CT



Wind Speed:
5 PM CT



High Temps
Today

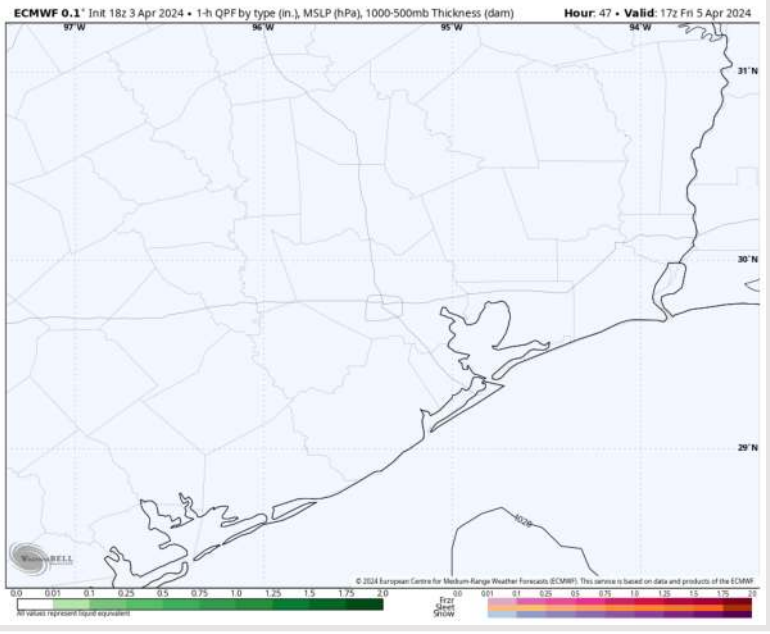
Houston Pilots: Fri. 4/5/2024



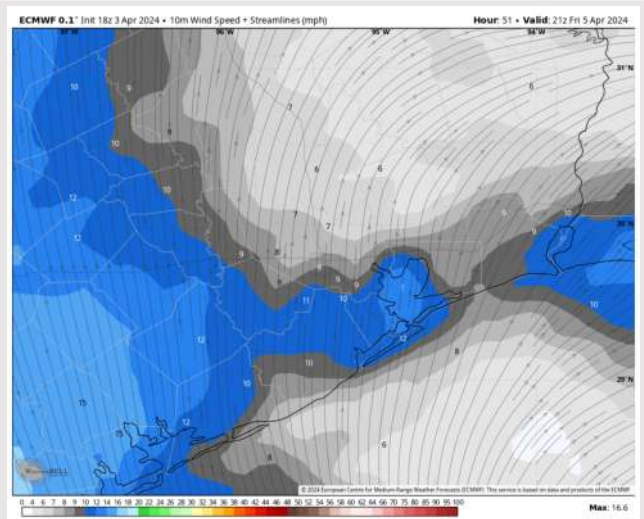
Forecast Discussion

- Precip:** Anticipating dry conditions throughout the day Friday.
- Wind:** Winds will be out of the S/SW through 12 PM before shifting out of the S/SW during the PM hours on Friday. **N Morgan's Point:** Winds at 4 – 9 kts the entire day. **S of Morgan's Point:** Winds at 5 – 10 kts throughout most of the day with a slight increasing to 7 – 12 kts after 8 PM.
- High Temps:** **N of Morgan's Point:** Low 80s F. **S of Morgan's Point:** Low to Mid 70s F.
- Visibility:** Not anticipating any fog risks for Friday.

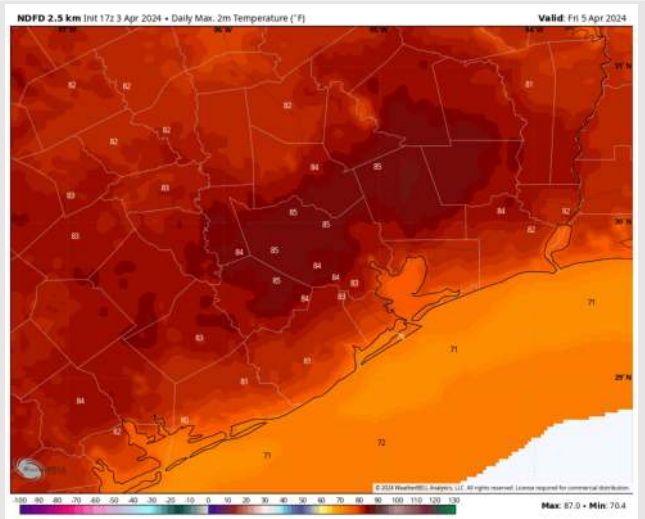
Precip Image: 12 PM CT



Wind Speed
4 PM CT



High Temps
Friday



Houston Pilots: sat. 4/6/2024



Forecast Discussion

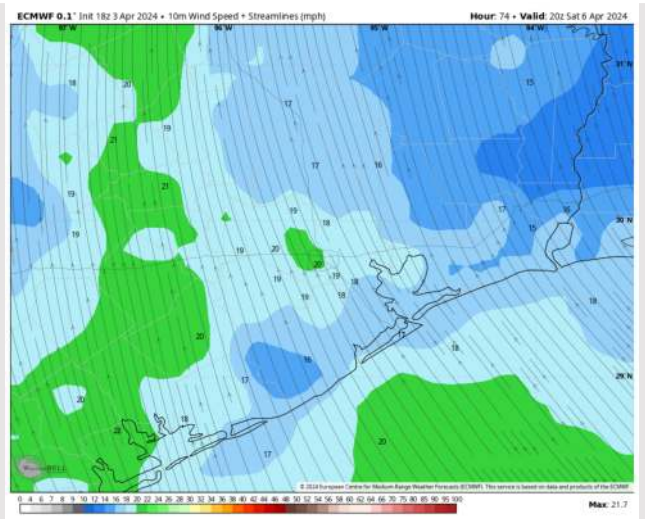
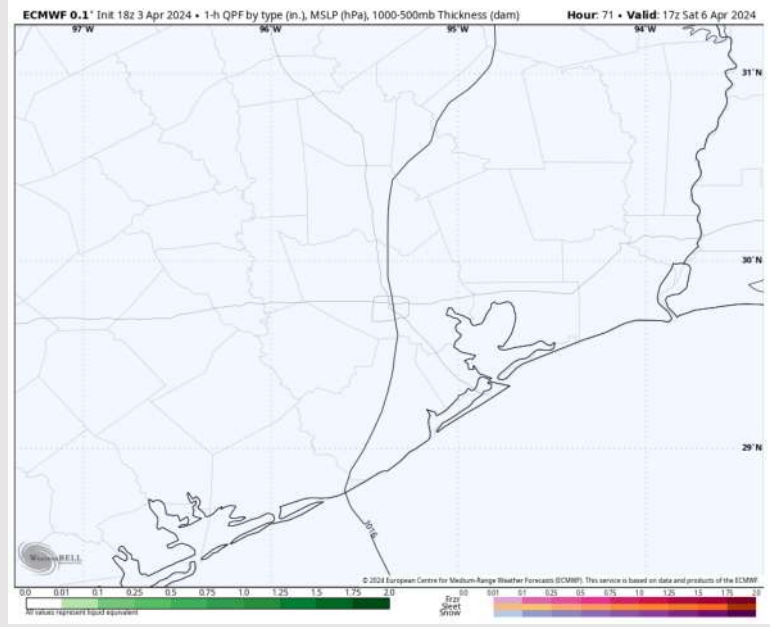
Precip: Favoring dry conditions for Saturday.

Wind: Winds will be out of the SE the entire day. **N Morgan's Point:** Winds at 4-9 kts through 10 AM before increasing to 9-14 kts. **S of Morgan's Point:** Winds of 7-12 kts through 12 PM before increasing to 15-20 kts by 12 PM and remaining there the rest of the day. **Wind gusts of up to 30-35 kts possible N of Morgan's Point between 1-7 PM.** Wind gusts of 23-28 kts possible S of Morgan's Point throughout the day.

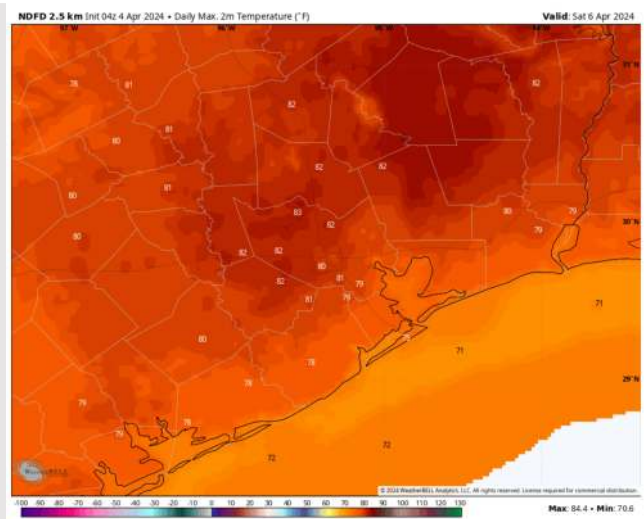
High Temps: **N of Morgan's Point:** Upper 70s-Low 80s F. **S of Morgan's Point:** Mid-Low 70s F.

Visibility: A low-end risk for fog will be present SAT AM as winds settle out of the SE, however slightly elevated speeds may limit development

Precip Image: 12 PM CT



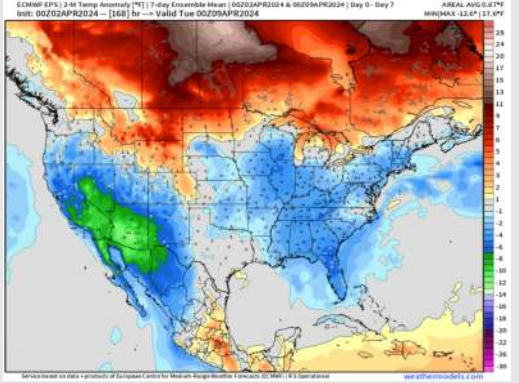
Wind Speed:
3 PM CT



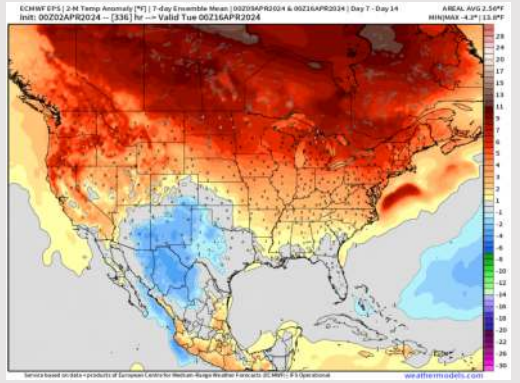
High Temps
Saturday

Houston Pilots: 4/4/24

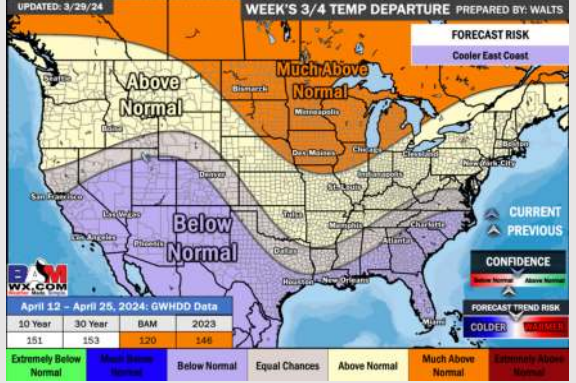
Next 7 Day Temperature Departure



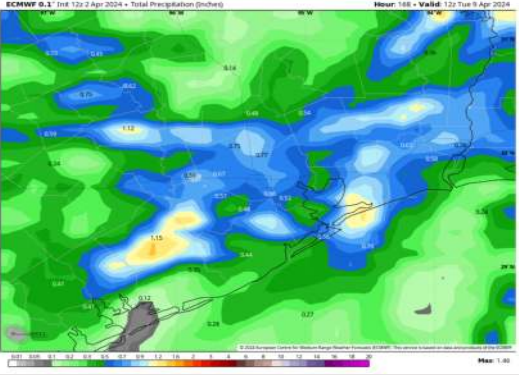
8-14 Day Temperature Departure



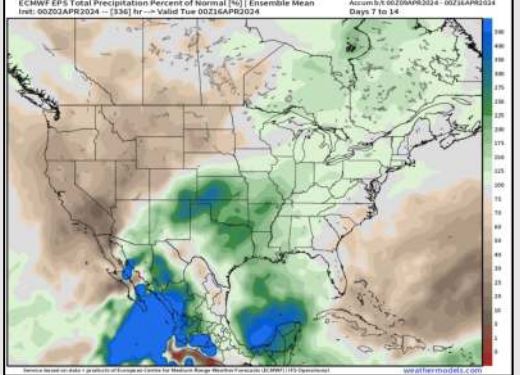
15-30 Day Temperature Departure



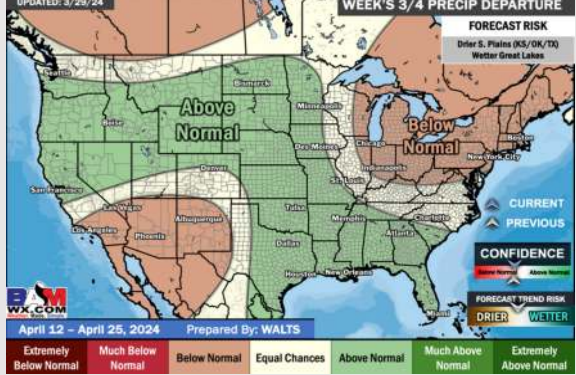
Next 7 Day Total Precipitation



8-14 Day % of Average Precip.



15-30 Day % of Average Precip.



- Anticipating a dry week ahead. Next best rain chances begin early next week. Temps are expected near normal / seasonable to begin April.
- Above normal precipitation chances are at play during the week 2 timeframe. Temps are expected to be near to slightly above normal.
- Above normal chances for precipitation are favored in the weeks 3/4 timeframe. Temperatures expected to be below normal.