

Houston Pilots Forecast Package



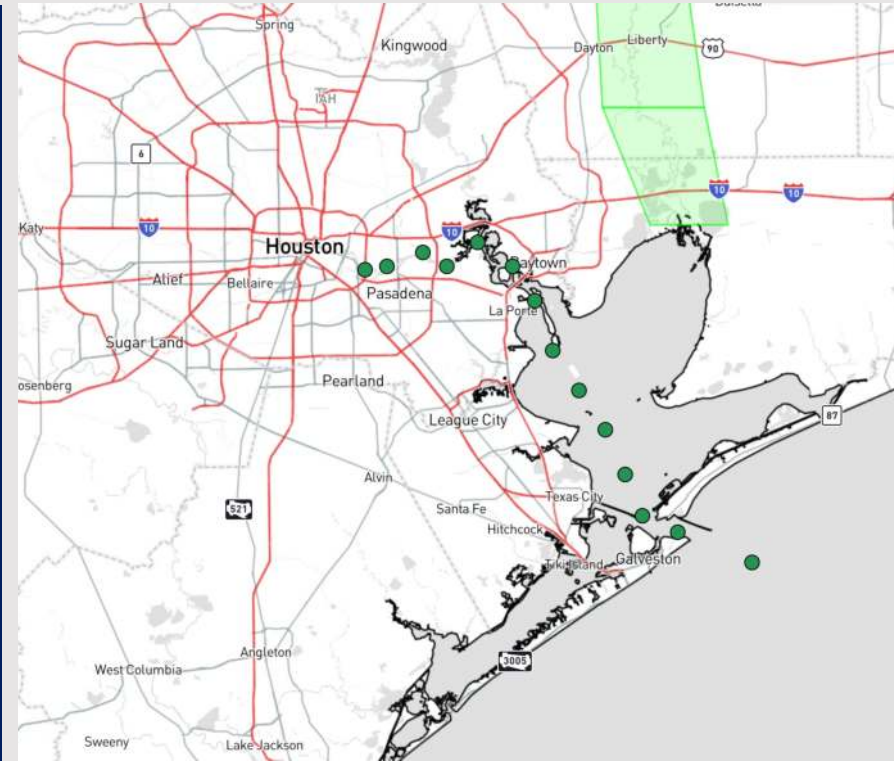
Updated: 2:15 PM CT

Tuesday, April 23, 2024

Forecaster: Alyssa Elliott

Weather Headlines

- Dry conditions favored over the coming days outside of minor drizzle on WED/tomorrow. Precip chances work back into the area towards the end of the week
- Not anticipating any fog concerns the next few days.
- Winds are on expected to be calmer over the next few days, becoming slightly elevated once again THU PM.



Current Radar: 2:00 PM CT




As always, please do not hesitate to reach out to us with any forecast questions via the chat option on Clarity or our on-call number, **(317)-560-8122** press **1** for forecast questions.

Houston Pilots Extended Range Visibility Report




Friday 4/26/24

Fog not favored for FRI.




Saturday 4/27/24

Fog not favored for SAT.



Sunday 4/28/24

Fog not favored for SUN.



Chance for Fog

Friday AM	Unlikely
Friday PM	Unlikely
Saturday AM	Unlikely
Saturday PM	Unlikely
Sunday AM	Unlikely
Sunday PM	Unlikely

Houston Pilots Visibility Chart (miles)



Forecast Confidence



Time	Tue 2pm	Tue 3pm	Tue 4pm	Tue 5pm	Tue 6pm	Tue 7pm	Tue 8pm	Tue 9pm	Tue 10pm	Tue 11pm	Wed 12am	Wed 1am	Wed 2am	Wed 3am	Wed 4am	Wed 5am	Wed 6am	Wed 7am	Wed 8am	Wed 9am	Wed 10am	Wed 11am	Wed 12pm	Wed 1pm
610 Bridge	10	10	10	10	10	10	10	10	10	10	10	10	10	7	6	6	6	6	6	10	10	10	10	10
Kinder 1	10	10	10	10	10	10	10	10	10	10	10	10	10	7	6	6	6	6	6	10	10	10	10	10
Greens Bayou	10	10	10	10	10	10	10	10	10	10	10	10	10	7	6	6	6	6	5	10	10	10	10	10
Shell Crude	10	10	10	10	10	10	10	10	10	10	10	10	10	7	6	6	6	6	5	10	10	10	10	10
Lynchburg Ferries	10	10	10	10	10	10	10	10	10	10	10	10	10	7	6	6	6	6	5	10	10	10	10	10
Exxon 3	10	10	10	10	10	10	10	10	10	10	10	10	10	7	6	6	6	6	5	10	10	10	10	10
Morgans Point	10	10	10	10	10	10	10	10	10	10	10	10	10	10	7	8	7	6	6	10	10	10	10	10
75/76	10	10	10	10	10	10	10	10	10	10	10	10	10	10	9	9	10	10	10	10	10	10	10	10
63/64	10	10	10	10	10	10	10	10	10	10	10	10	10	10	9	10	10	10	10	10	10	10	10	10
51/52	10	10	10	10	10	10	10	10	10	10	10	10	10	10	10	10	10	10	10	10	10	10	10	10
37/38	10	10	10	10	10	10	10	10	10	10	10	10	10	10	10	10	10	10	10	10	10	10	10	10
25/26	10	10	10	10	10	10	10	10	10	10	10	10	10	10	10	10	10	10	10	10	10	10	10	10
11/12	10	10	10	10	10	10	10	10	10	10	10	10	10	10	10	10	10	10	10	10	10	10	10	10
1 & 2 Bravo	10	10	10	10	10	10	10	10	10	10	10	10	10	10	10	10	10	10	10	10	10	10	10	10

NOTE: This is automated data that may/may not agree with the official BAM thinking that's found on the daily slides or special visibility report slides. This data should be used as a guide only

Houston Pilots Wind Chart



Forecast Confidence



Example

Sustained wind 13 Knots
Gusts 18 Knots
Wind from the N

WS: 13
G:18
N

Time Knots	Tue 2pm	Tue 3pm	Tue 4pm	Tue 5pm	Tue 6pm	Tue 7pm	Tue 8pm	Tue 9pm	Tue 10pm	Tue 11pm	Wed 12am	Wed 1am	Wed 2am	Wed 3am	Wed 4am	Wed 5am	Wed 6am	Wed 7am	Wed 8am	Wed 9am	Wed 10am	Wed 11am	Wed 12pm	Wed 1pm
610 Bridge	9	9	9	10	10	10	9	8	8	7	7	7	5	5	4	3	3	3	4	4	5	6	7	7
	15	16	17	17	16	16	16	14	14	14	13	13	10	9	8	7	7	7	7	8	10	10	10	10
	SSE	SSE	SSE	SSE	SSE	SSE	SSE	SSE	SSE	SSE	SSE	SSE	SSE	SSE	SE	SSE	SSE	SE	SE	SSE	SSE	SSE	SE	SE
Kinder 1	9	9	9	10	10	10	9	7	8	7	7	7	5	5	4	3	3	3	4	4	5	6	6	7
	15	16	17	16	16	16	15	15	14	13	13	13	11	9	8	7	7	7	8	8	10	10	10	10
	SSE	SSE	SSE	SSE	SSE	SSE	SSE	SSE	SSE	SSE	SSE	SSE	SSE	SSE	SE	SE	SE	SE	SE	SSE	SSE	SSE	SE	SE
Greens Bayou	9	10	10	10	10	9	9	7	7	7	6	5	5	5	4	3	3	4	4	4	5	6	7	7
	15	17	17	17	16	15	15	14	15	13	13	12	10	9	8	7	7	7	8	8	10	10	10	11
	SE	SE	SSE	SSE	SSE	SSE	SSE	SSE	SSE	SSE	SSE	SE	SSE	SSE	SE	SE	SE	SE	SE	SSE	SSE	SSE	SE	SE
Shell Crude	9	10	10	10	10	9	9	7	7	7	6	5	5	5	4	4	3	4	4	5	5	6	7	8
	15	17	17	17	16	15	15	14	14	13	13	12	10	9	8	7	6	8	8	8	10	10	11	11
	SE	SE	SSE	SSE	SSE	SSE	SSE	SSE	SSE	SSE	SSE	SSE	SSE	SSE	SSE	SE	SE	SE	SE	SSE	SSE	SSE	SE	SE
Lynchburg Ferries	10	11	11	11	11	9	9	7	7	7	6	5	5	5	4	3	3	4	3	4	5	6	7	7
	16	17	18	18	17	16	16	14	13	13	13	11	10	9	8	6	7	8	7	8	10	10	11	11
	SSE	SSE	SSE	SSE	SSE	SSE	SSE	SSE	SSE	SSE	SSE	S	S	SSE	SSE	SSE	SE	SE	SSE	SSE	SSE	SE	SE	SE
Exxon 3	11	13	13	13	13	13	13	12	11	11	10	9	7	6	6	5	5	5	5	6	6	7	8	8
	17	18	18	19	19	19	19	17	16	15	14	13	12	11	10	9	9	9	9	9	11	11	11	12
	SSE	SSE	SSE	SSE	SSE	SSE	SSE	SSE	SSE	SSE	SSE	S	S	SSE	SSE	SSE	SSE	SSE	SSE	SSE	SSE	SE	SE	SSE
Morgans Point	11	13	13	13	13	13	13	13	12	11	11	9	8	7	7	6	5	5	5	6	6	7	8	9
	17	18	19	19	19	19	19	18	18	16	15	13	12	11	11	9	9	10	9	10	10	10	12	12
	SSE	SSE	SSE	SSE	SSE	SSE	SSE	SSE	SSE	SSE	SSE	S	S	S	S	SSE	SSE	SSE	SSE	SSE	SSE	SE	SE	SSE
75/76	13	15	15	17	17	17	17	17	16	15	15	15	13	12	10	9	9	9	9	9	9	9	9	9
	19	22	22	23	24	24	25	24	23	22	21	21	19	17	14	13	13	13	13	13	13	13	14	15
	SSE	SSE	SSE	SSE	SSE	SSE	SSE	SSE	SSE	SSE	SSE	S	S	S	S	S	SSE	SSE	SSE	SSE	SSE	SSE	SE	SE
63/64	13	14	15	15	16	16	16	16	15	15	15	14	13	11	9	9	8	8	8	9	9	9	9	9
	19	21	21	22	23	23	23	23	21	21	21	21	18	17	13	13	12	12	12	13	13	13	14	15
	SSE	SSE	SSE	SSE	SSE	SSE	SSE	SSE	SSE	SSE	SSE	S	S	S	S	S	SSE	SSE	SSE	SSE	SSE	SSE	SE	SE
51/52	12	13	13	13	14	15	15	14	13	14	14	13	13	11	9	9	8	8	8	9	9	9	9	9
	18	19	19	20	21	21	22	21	20	21	20	19	19	16	14	13	12	12	12	13	13	13	13	14
	SSE	SSE	SSE	SSE	SSE	SSE	SSE	SSE	SSE	SSE	SSE	SSE	S	S	S	S	SSE	SSE	SSE	SSE	SSE	SSE	SE	SE
37/38	13	13	13	13	13	14	14	13	13	13	13	13	13	11	9	8	8	7	7	9	9	9	9	9
	18	18	19	19	20	20	20	20	19	20	20	19	18	15	13	12	12	11	11	13	13	13	14	14
	SSE	SSE	SSE	SSE	SSE	SSE	SSE	SSE	SSE	SSE	SSE	SSE	S	S	S	S	SSE	SSE	SSE	SSE	SSE	SSE	SE	SE
25/26	12	13	13	13	13	13	13	13	12	12	13	11	11	10	9	7	7	7	7	8	9	9	10	9
	18	18	19	19	19	19	18	18	18	18	18	17	16	14	13	11	11	10	11	12	13	13	15	14
	SSE	SSE	SSE	SSE	SSE	SSE	SSE	SSE	SSE	SSE	SSE	SSE	S	S	S	SSE	SSE	SSE	SSE	SSE	SSE	SSE	SE	SE
11/12	11	11	12	11	11	11	11	11	10	10	10	9	8	7	7	7	6	6	7	8	9	9	9	9
	17	17	17	17	17	16	15	15	15	14	14	13	13	12	10	9	9	9	9	10	12	13	14	14
	SSE	SSE	SSE	SSE	SSE	SSE	SSE	SSE	SSE	SSE	SSE	SSE	S	S	S	SSE	SSE	SSE	SSE	SSE	SSE	SE	SE	SE
1 & 2 Bravo	11	10	11	11	13	12	12	13	13	13	13	12	11	11	9	8	8	8	8	8	9	9	9	9
	16	15	16	17	18	17	18	19	19	18	18	17	16	15	14	12	12	12	12	12	13	13	14	13
	SE	SE	SSE	SSE	SSE	SSE	SSE	SSE	SSE	SSE	SSE	SSE	SSE	SSE	SSE	SSE	SSE	SSE	SSE	SSE	SSE	SE	SE	SE

NOTE: This is automated data that may/may not agree with the official BAM thinking that's found on the daily slides. This data should be used as a guide only

Forecast Discussion

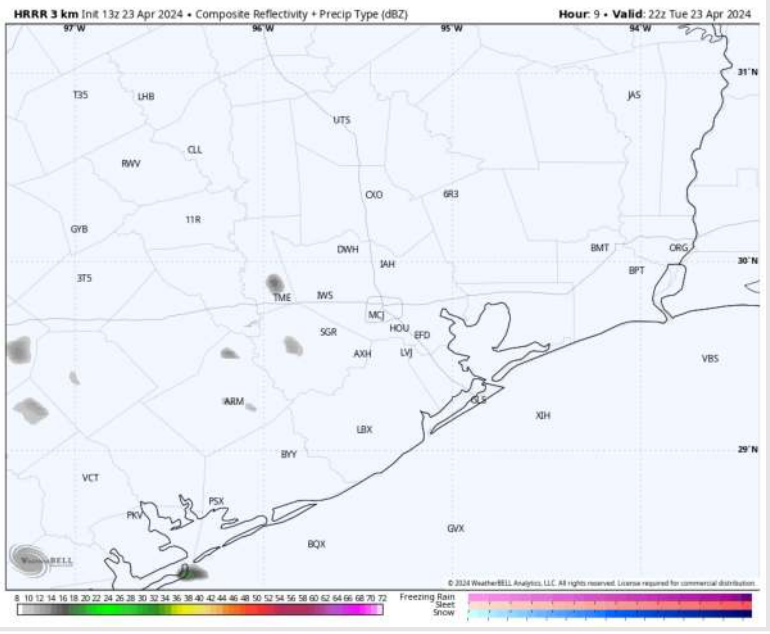
Precip: Dry conditions are favored throughout the rest of the day.

Wind: Favoring wind to continue out of the S/SE throughout the day. **N of Morgan's Point:** Winds will sit at 7 – 12 kts through 8 PM CT, then will decrease to 5 – 10 kts for the evening. **S of Morgan's Point:** Winds be at 13-18 kts for the rest of the day today.

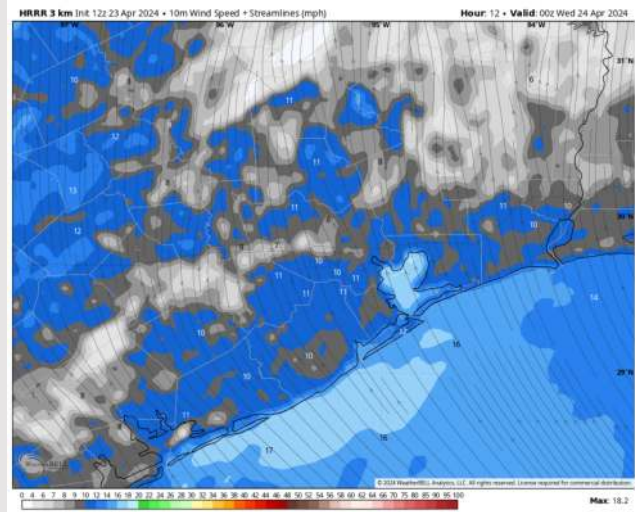
Low Temps: **N of Morgan's Point:** Upper 60s F. **S of Morgan's Point:** Low 70s F

Visibility: Not favoring any fog risks for the rest of today.

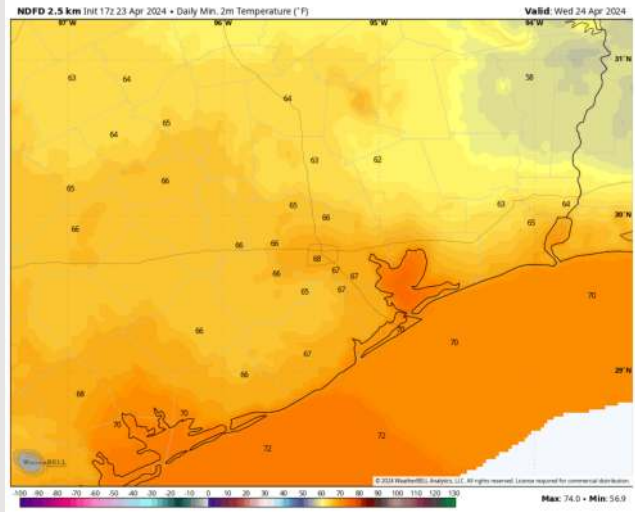
Precip Image: 5 PM CT



Wind Speed
7 PM CT



Low Temps
TUE AM



Houston Pilots: Wed. 4/24/2024



Forecast Discussion

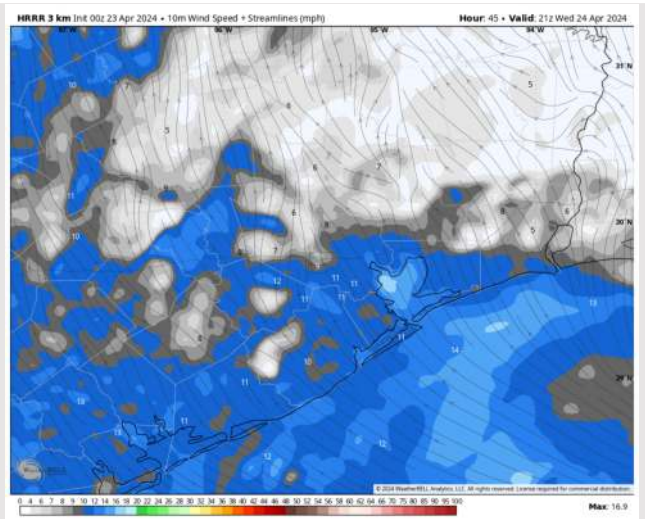
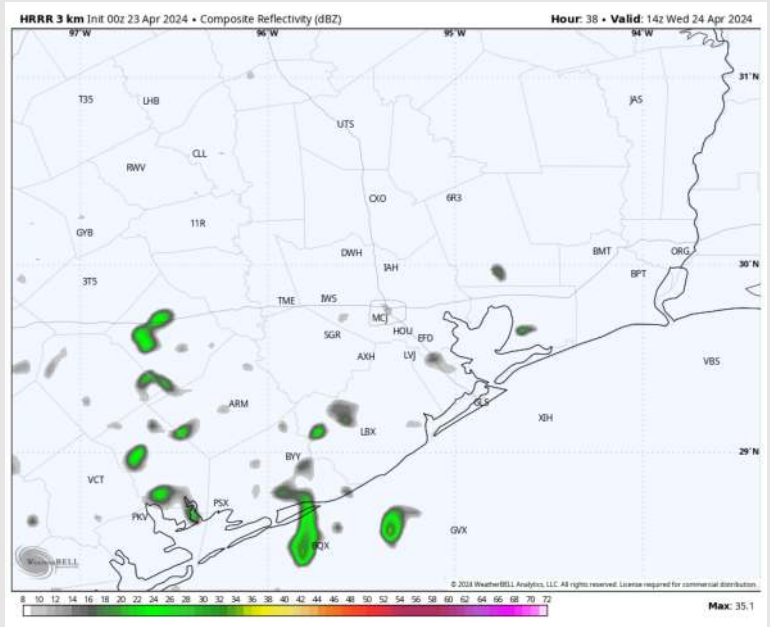
Precip: Isolated pockets of drizzle will be possible from 9 AM through 4 PM Wednesday. Anticipating more dry time than not.

Wind: Winds will be out of the SE throughout Wednesday. **N of Morgan's Point:** Winds at 3-8 kts through 12 PM before increasing 5-10 kts for the rest of the day. **S of Morgan's Point:** Winds will be at 9-14 kts throughout the whole day.

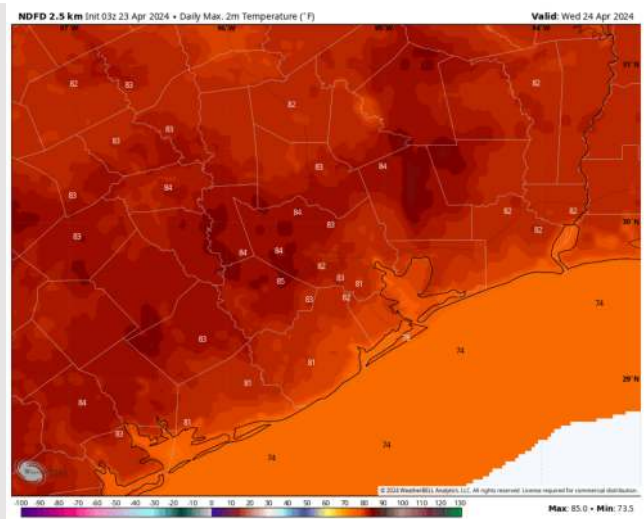
High Temps: **N of Morgan's Point:** Low 80s F **S of Morgan's Point:** Mid 70s F.

Visibility: Not anticipating any fog concerns for Wednesday.

Precip Image: 9 AM CT



Wind Speed:
4 PM CT



High Temps
Wednesday

Forecast Discussion

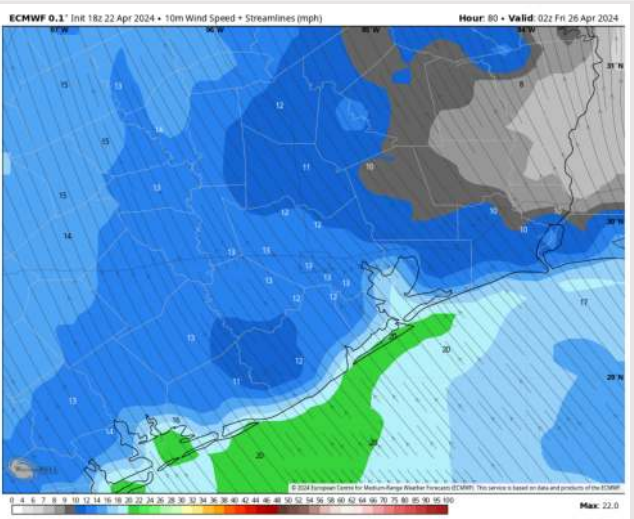
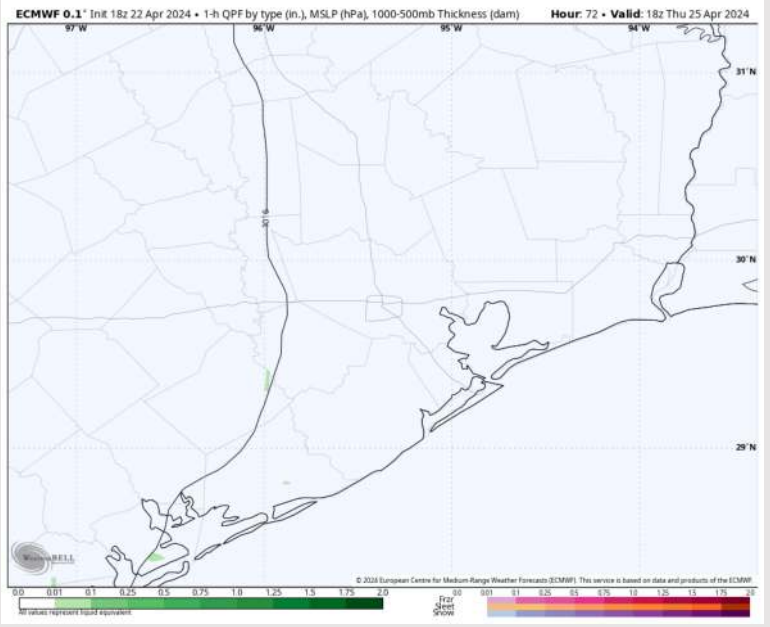
Precip: Favoring dry conditions for Thursday.

Wind: Winds out of SE throughout the day on THU. **N of Morgan's Point:** Winds at 5 – 10 kts through 10 AM before increasing to 11-15 kts the rest of the day. **S of Morgan's Point:** Winds at 10-15 kts through 8 PM before increasing to 13-18 kts. **Wind gusts of 20-25 kts possible after 12 PM at all stations.**

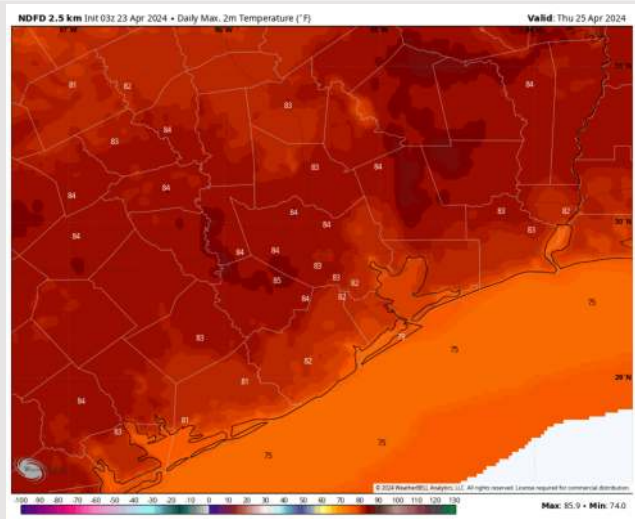
High Temps: **N of Morgan's Point:** Low 80s F **S of Morgan's Point:** Upper 70s F.

Visibility: Not anticipating any fog concerns for Thursday.

Precip Image: 1 PM CT



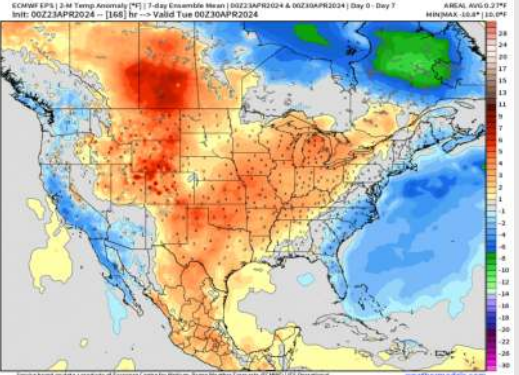
Wind Speed:
9 PM CT



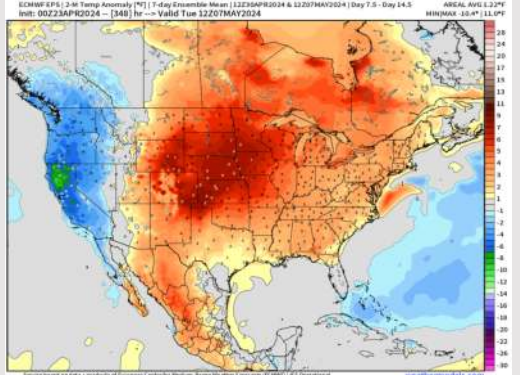
High Temps
Thursday

Houston Pilots: 4/23/24

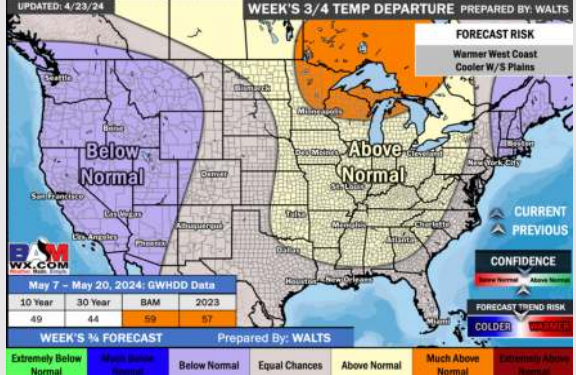
Next 7 Day Temperature Departure




8-14 Day Temperature Departure



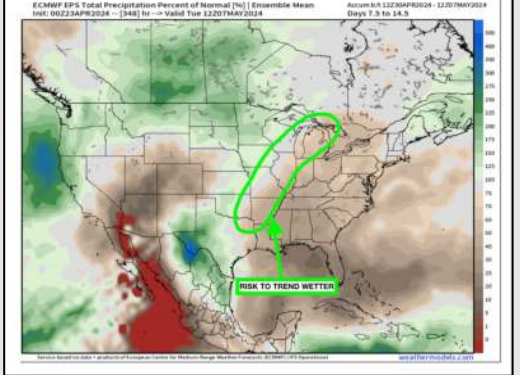
15-30 Day Temperature Departure



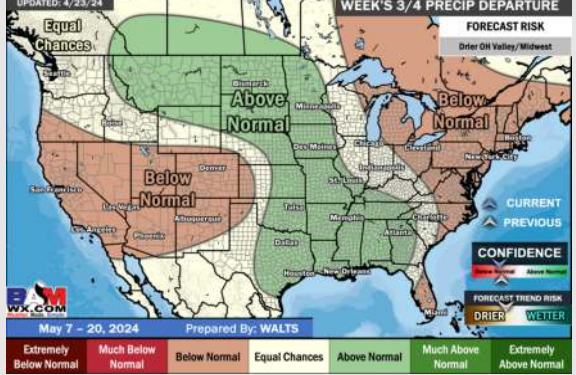
Next 7 Day Total Precipitation



8-14 Day % of Average Precip.



15-30 Day % of Average Precip.



- A drier week ahead with next best rain opportunities working in during the weekend. Temps are expected to be above normal for the week 1 timeframe.
- Slightly below normal precipitation chances are at play during the week 2 timeframe. Temps are expected to be slightly above normal.
- Above normal chances for precipitation are favored in the weeks 3/4 timeframe. Temperatures expected to be near to slightly above normal for the weeks 3 and 4 timeframe.