

# Houston Pilots Forecast Package

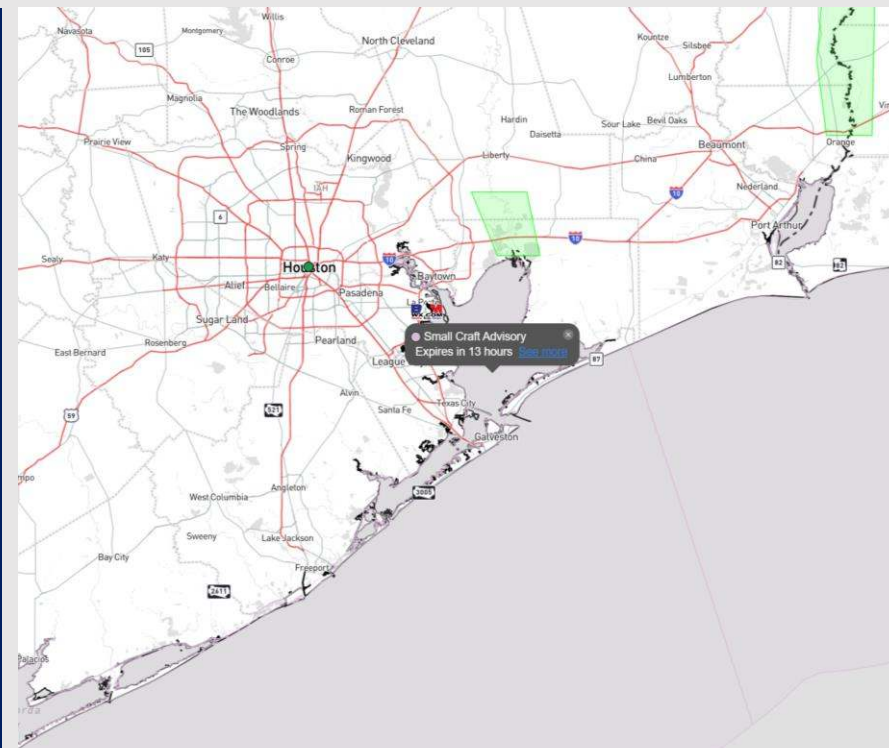


Updated: 12:25 PM CT  
Sunday, April 21, 2024

Forecaster: Xander Lowry

## Weather Headlines

- Dry conditions favored over the coming days with precip chances working back in towards the end of the week
- Not anticipating any fog concerns the next few days.
- Anticipating slightly elevated winds to continue now through MON AM before calming down once again.



**Current Radar: 12:20 PM CT**



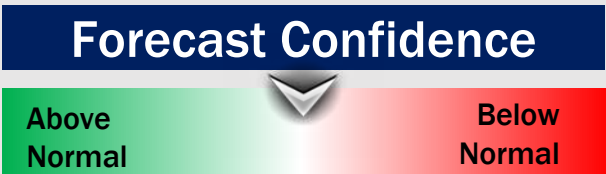
As always, please do not hesitate to reach out to us with any forecast questions via the chat option on Clarity or our on-call number, **(317)-560-8122** press 1 for forecast questions.

# Houston Pilots Extended Range Visibility Report



## Wednesday 4/24/24

Fog not favored for WED.



## Thursday 4/25/24

Fog not favored for THU.



## Friday 4/26/24

Fog not favored for FRI.



## Chance for Fog

Wednesday AM	Unlikely
Wednesday PM	Unlikely
Thursday AM	Unlikely
Thursday PM	Unlikely
Friday AM	Unlikely
Friday PM	Unlikely

# Houston Pilots Visibility Chart (miles)



## Forecast Confidence



Time	Sun 1pm	Sun 2pm	Sun 3pm	Sun 4pm	Sun 5pm	Sun 6pm	Sun 7pm	Sun 8pm	Sun 9pm	Sun 10pm	Sun 11pm	Mon 12am	Mon 1am	Mon 2am	Mon 3am	Mon 4am	Mon 5am	Mon 6am	Mon 7am	Mon 8am	Mon 9am	Mon 10am	Mon 11am	Mon 12pm
610 Bridge	10	10	10	10	10	10	10	10	10	10	10	10	10	10	10	10	10	10	10	10	10	10	10	10
Kinder 1	10	10	10	10	10	10	10	10	10	10	10	10	10	10	10	10	10	10	10	10	10	10	10	10
Greens Bayou	10	10	10	10	10	10	10	10	10	10	10	10	10	10	10	10	10	10	10	10	10	10	10	10
Shell Crude	10	10	10	10	10	10	10	10	10	10	10	10	10	10	10	10	10	10	10	10	10	10	10	10
Lynchburg Ferries	10	10	10	10	10	10	10	10	10	10	10	10	10	10	10	10	10	10	10	10	10	10	10	10
Exxon 3	10	10	10	10	10	10	10	10	10	10	10	10	10	10	10	10	10	10	10	10	10	10	10	10
Morgans Point	10	10	10	10	10	10	10	10	10	10	10	10	10	10	10	10	10	10	10	10	10	10	10	10
75/76	10	10	10	10	10	10	10	10	10	10	10	10	10	10	10	10	10	10	10	10	10	10	10	10
63/64	10	10	10	10	10	10	10	10	10	10	10	10	10	10	10	10	10	10	10	10	10	10	10	10
51/52	10	10	10	10	10	10	10	10	10	10	10	10	10	10	10	10	10	10	10	10	10	10	10	10
37/38	10	10	10	10	10	10	10	10	10	10	10	10	10	10	10	10	10	10	10	10	10	10	10	10
25/26	10	10	10	10	10	10	10	10	10	10	10	10	10	10	10	10	10	10	10	10	10	10	10	10
11/12	10	10	10	10	10	10	10	10	10	10	10	10	10	10	10	10	10	10	10	10	10	10	10	10
1 & 2 Bravo	10	10	10	10	10	10	10	10	10	10	10	10	10	10	10	10	10	10	10	10	10	10	10	10

**NOTE: This is automated data that may/may not agree with the official BAM thinking that's found on the daily slides or special visibility report slides. This data should be used as a guide only**

# Houston Pilots Wind Chart



## Forecast Confidence



## Example

Sustained wind 13 Knots  
Gusts 18 Knots  
Wind from the N

WS: 13  
G:18  
N

Time Knots	Sun 1pm	Sun 2pm	Sun 3pm	Sun 4pm	Sun 5pm	Sun 6pm	Sun 7pm	Sun 8pm	Sun 9pm	Sun 10pm	Sun 11pm	Mon 12am	Mon 1am	Mon 2am	Mon 3am	Mon 4am	Mon 5am	Mon 6am	Mon 7am	Mon 8am	Mon 9am	Mon 10am	Mon 11am	Mon 12pm	
610 Bridge	11 NNE	11 NNE	11 NNE	11 NNE	11 NNE	11 NNE	10 NNE	9 NNE	8 NNE	7 NNE	6 NNE	6 NNE	6 NNE	5 NNE	5 NNE	5 NNE	5 NNE	5 NNE	5 NNE	5 NNE	6 ENE	7 ENE	8 ENE	7 ENE	
Kinder 1	11 NNE	11 NNE	11 NNE	11 NNE	11 NNE	11 NNE	10 NNE	9 NNE	8 NNE	7 NNE	6 NNE	6 NNE	6 NNE	5 NNE	5 NNE	5 NNE	5 NNE	5 NNE	5 NNE	5 NNE	6 ENE	7 ENE	7 ENE	7 ENE	
Greens Bayou	11 NNE	11 NNE	11 NNE	11 NNE	11 NNE	11 NNE	9 NNE	9 NNE	8 NNE	7 NNE	6 NNE	6 NNE	5 NNE	5 NNE	5 NNE	5 NNE	5 NNE	5 NNE	5 NNE	5 NNE	6 ENE	7 ENE	7 ENE	7 ENE	
Shell Crude	11 NNE	11 NNE	11 NNE	11 NNE	11 NNE	11 NNE	9 NNE	9 NNE	8 NNE	7 NNE	6 NNE	6 NNE	5 NNE	5 NNE	5 NNE	5 NNE	5 NNE	5 NNE	5 NNE	5 NNE	6 ENE	7 ENE	7 ENE	7 ENE	
Lynchburg Ferries	11 NNE	11 NNE	11 NNE	11 NNE	11 NNE	11 NNE	9 NNE	9 NNE	8 NNE	7 NNE	6 NNE	6 NNE	5 NNE	5 NNE	5 NNE	5 NNE	5 NNE	5 NNE	5 NNE	5 NNE	6 ENE	7 ENE	7 ENE	7 ENE	
Exxon 3	11 NNE	11 NNE	11 NNE	11 NNE	11 NNE	11 NNE	9 NNE	9 NNE	8 NNE	7 NNE	6 NNE	6 NNE	5 NNE	5 NNE	5 NNE	5 NNE	5 NNE	5 NNE	5 NNE	5 NNE	6 ENE	7 ENE	7 ENE	7 ENE	
Morgans Point	11 NNE	11 NNE	11 NNE	11 NNE	11 NNE	11 NNE	9 NNE	9 NNE	8 NNE	7 NNE	6 NNE	6 NNE	5 NNE	5 NNE	5 NNE	5 NNE	5 NNE	5 NNE	5 NNE	5 NNE	6 ENE	7 ENE	7 ENE	7 ENE	
75/76	16 NNE	16 NNE	16 NNE	16 NNE	17 NNE	18 NNE	19 NNE	19 NNE	19 NNE	17 NNE	15 NNE	15 NNE	15 NNE	15 NNE	15 NNE	15 NNE	15 NNE	15 NNE	15 NNE	15 NNE	15 NNE	14 ENE	13 ENE	11 ENE	10 ENE
63/64	16 NNE	16 NNE	16 NNE	16 NNE	17 NNE	19 NNE	19 NNE	19 NNE	19 NNE	17 NNE	17 NNE	17 NNE	16 NNE	15 NNE	15 NNE	15 NNE	15 NNE	15 NNE	15 NNE	15 NNE	15 NNE	14 ENE	13 ENE	11 ENE	9 ENE
51/52	17 NNE	17 NNE	17 NNE	17 NNE	17 NNE	19 NNE	19 NNE	19 NNE	19 NNE	18 NNE	17 NNE	17 NNE	16 NNE	15 NNE	15 NNE	15 NNE	15 NNE	15 NNE	15 NNE	15 NNE	15 NNE	14 ENE	13 ENE	11 ENE	9 ENE
37/38	17 NNE	17 NNE	17 NNE	16 NNE	17 NNE	19 NNE	19 NNE	19 NNE	19 NNE	18 NNE	17 NNE	17 NNE	16 NNE	15 NNE	15 NNE	15 NNE	15 NNE	15 NNE	15 NNE	15 NNE	15 NNE	14 ENE	13 ENE	12 ENE	11 ENE
25/26	17 NNE	17 NNE	17 NNE	17 NNE	17 NNE	18 NNE	19 NNE	19 NNE	19 NNE	18 NNE	17 NNE	17 NNE	16 NNE	15 NNE	15 NNE	15 NNE	15 NNE	15 NNE	15 NNE	15 NNE	15 NNE	14 ENE	13 ENE	13 ENE	13 ENE
11/12	18 NNE	17 NNE	17 NNE	16 NNE	16 NNE	17 NNE	17 NNE	17 NNE	16 NNE	15 NNE	15 NNE	15 NNE	13 NNE	14 NNE	14 NNE	13 NNE	13 NNE	13 NNE	14 NNE	14 NNE	14 NNE	13 ENE	13 ENE	13 ENE	13 ENE
1 & 2 Bravo	26 NNE	26 NNE	24 NNE	25 NNE	27 NNE	28 NNE	26 NNE	28 NNE	28 NNE	27 NNE	26 NNE	24 NNE	25 NNE	25 NNE	25 NNE	24 NNE	24 NNE	24 NNE	27 NNE	26 NNE	24 ENE	23 ENE	21 ENE	21 ENE	

NOTE: This is automated data that may/may not agree with the official BAM thinking that's found on the daily slides. This data should be used as a guide only

# Houston Pilots: Sun. 4/21/2024



## Forecast Discussion

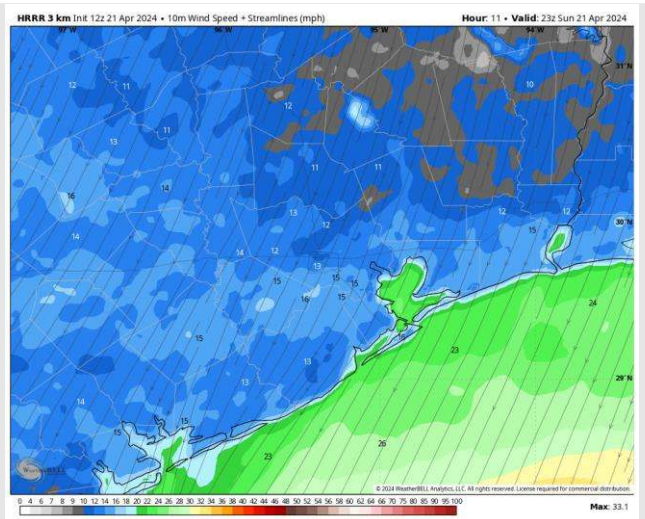
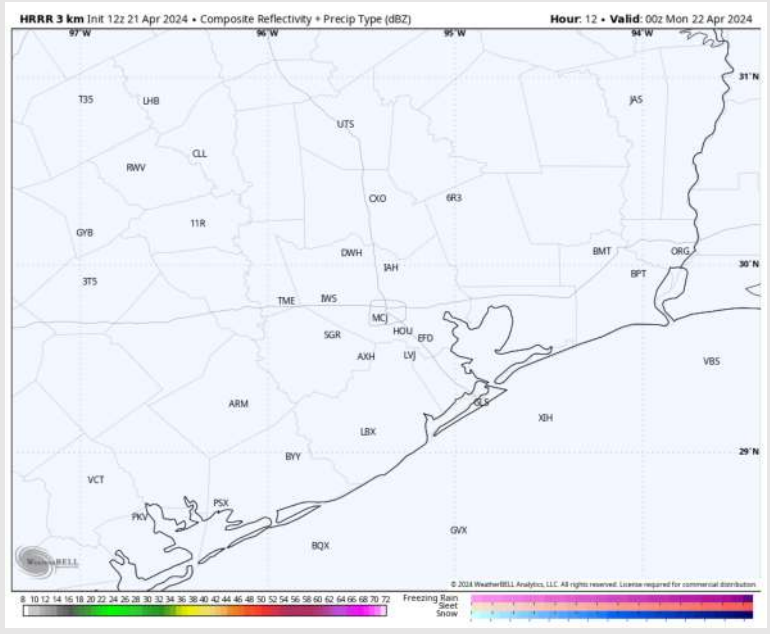
**Precip:** Favoring dry conditions for the remainder of the afternoon and evening.

**Wind:** Winds will be out of the NE throughout the rest of the day. **N of Morgan's Point:** Winds at 10-15 kts will continue throughout most of the day before calming to 6-11 kts after 9 PM. **S of Morgan's Point:** Winds at 20-25 kts for the remainder of the day.

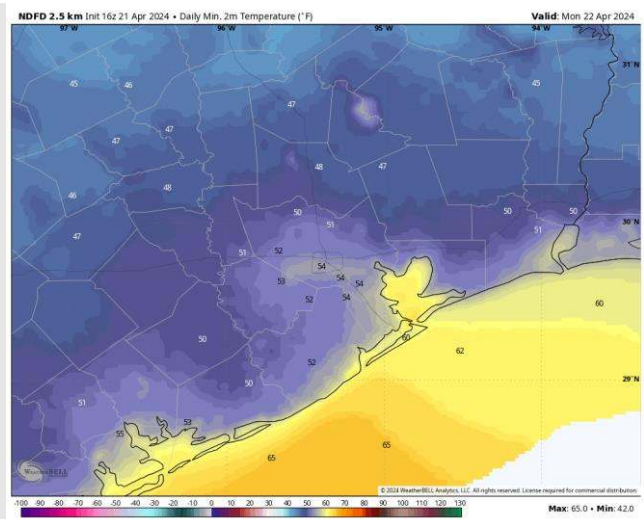
**Low Temps:** **N of Morgan's Point:** Mid 50s F **S of Morgan's Point:** Low 60s F.

**Visibility:** Not anticipating any fog concerns for Sunday Evening.

## Precip Image: 7 PM CT



Wind Speed:  
6 PM CT



Low Temps  
Monday

# Houston Pilots: Mon. 4/22/2024



## Forecast Discussion

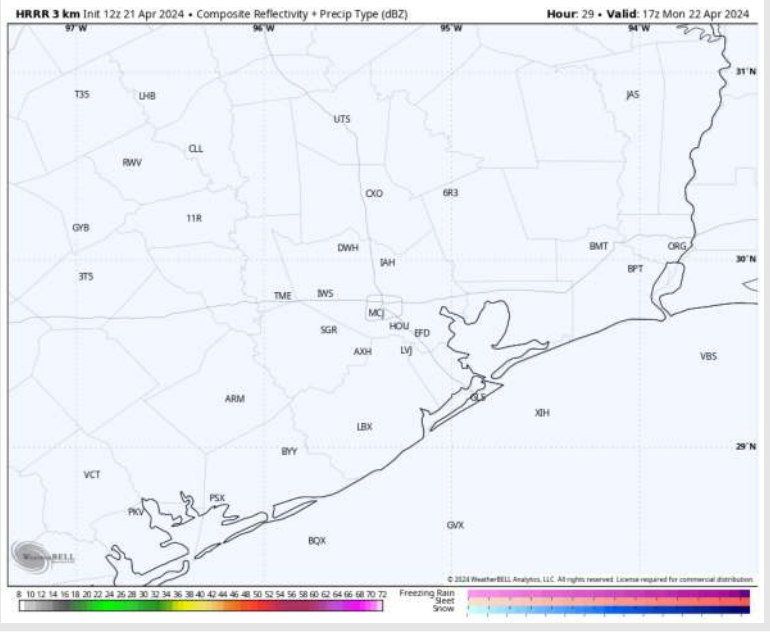
**Precip:** Favoring dry conditions for Monday.

**Wind:** Winds out of the NE begin a gradual clockwise shift at 9 AM, settling out of the SE by 6 PM. **N of Morgan's Point:** Winds at 3-8 kts through 12 PM before a slight increase to 5-10 kts. **S of Morgan's Point:** Winds at 15-20 kts through 9 AM. After this time, wind speeds will gradually decrease over time, settling at 7-12 kts by 4 PM. **Wind gusts of 20-25 kts possible S of Morgan's Point through 9 AM.**

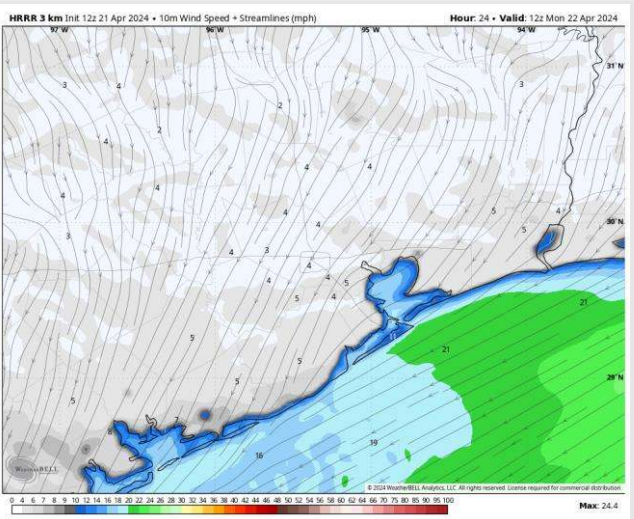
**High Temps:** **N of Morgan's Point:** Low/Mid 70s F **S of Morgan's Point:** Upper 60's F.

**Visibility:** Not anticipating any fog concerns for Monday.

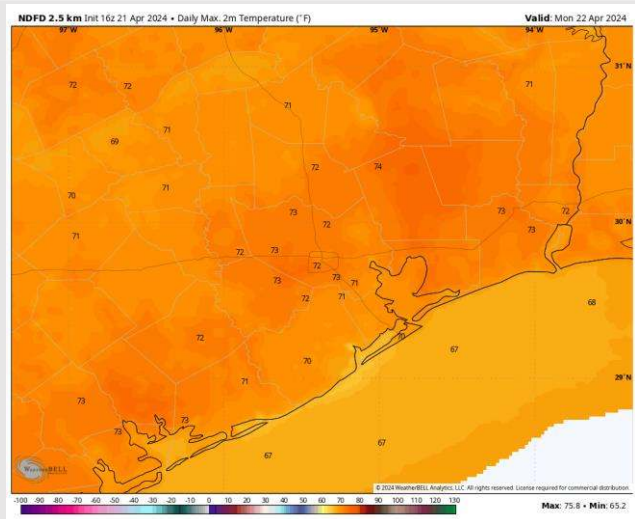
## Precip Image: 12 PM CT



Wind Speed:  
7 AM CT



High Temps  
Monday



## Forecast Discussion

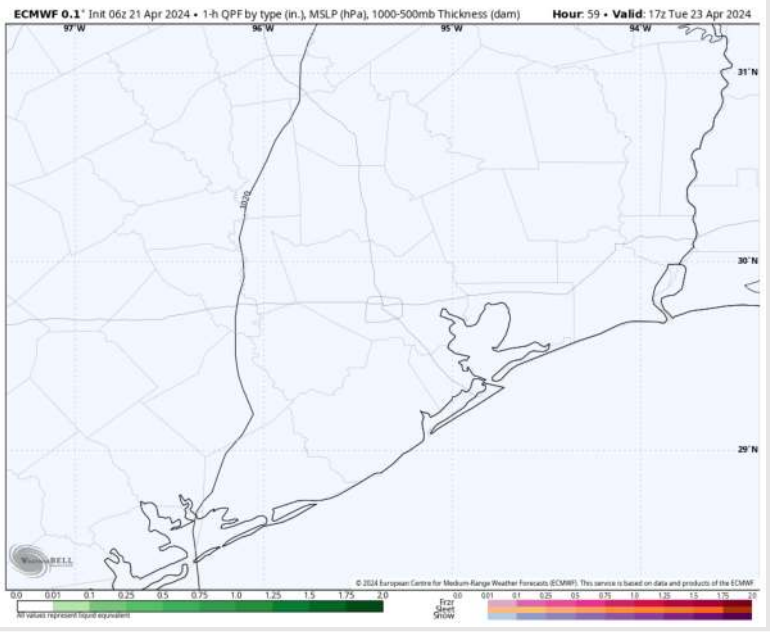
**Precip:** Dry conditions are favored throughout the day on Tuesday.

**Wind:** Favoring wind to continue out of the S/SE throughout the day. **N of Morgan's Point** Winds at 3-8 kts throughout through 3PM before a slight increase in winds to 5-10 kts for the remainder of the evening TUE. **S of Morgan's Point:** Winds be at 9-14 kts for TUE.

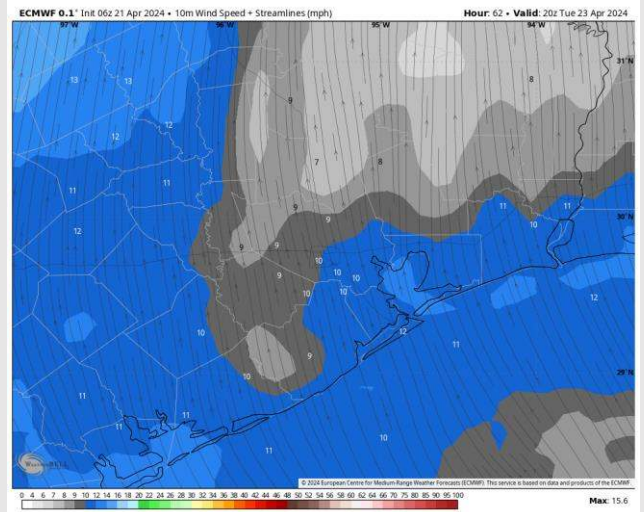
**High Temps:** **N of Morgan's Point:** Upper 70s F. **S of Morgan's Point:** Low/Mid 70s F

**Visibility:** Not favoring any fog risks for the remainder of the day.

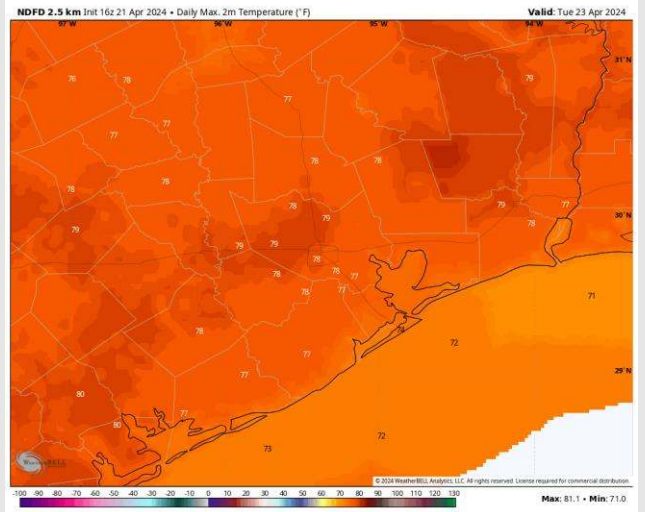
## Precip Image: 12 PM CT



Wind Speed  
3 PM CT



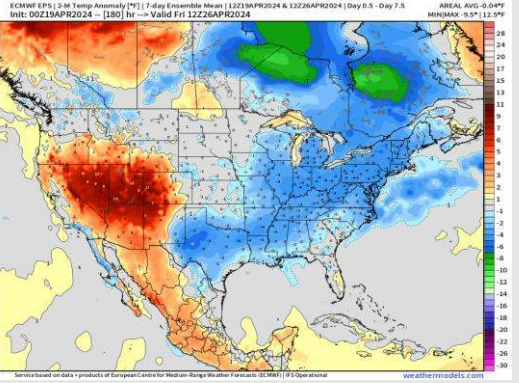
High Temps  
Tuesday



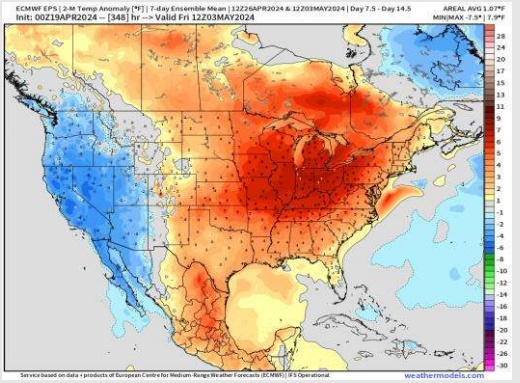
# Houston Pilots: 4/21/24



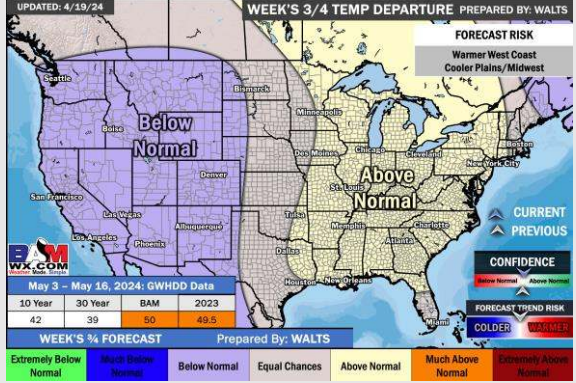
**Next 7 Day Temperature Departure**



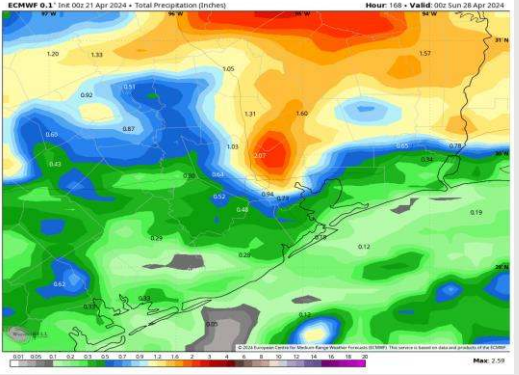
**8-14 Day Temperature Departure**



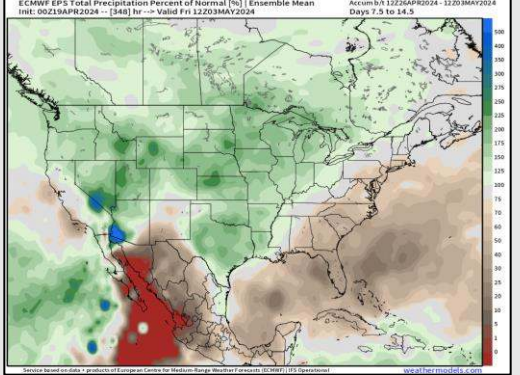
**15-30 Day Temperature Departure**



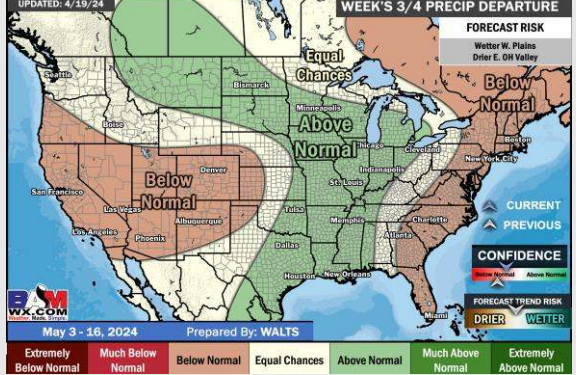
**Next 7 Day Total Precipitation**



**8-14 Day % of Average Precip.**



**15-30 Day % of Average Precip.**



- Next best opportunity for rain will come this morning. Temps are expected to be slightly below normal for the week 1 timeframe.
- Above normal precipitation chances are at play during the week 2 timeframe. Temps are expected to be above normal.
- Above normal chances for precipitation are favored in the weeks ¾ timeframe. Temperatures expected to be near to slightly above normal for the weeks 3 and 4 timeframe.