

Houston Pilots Forecast Package

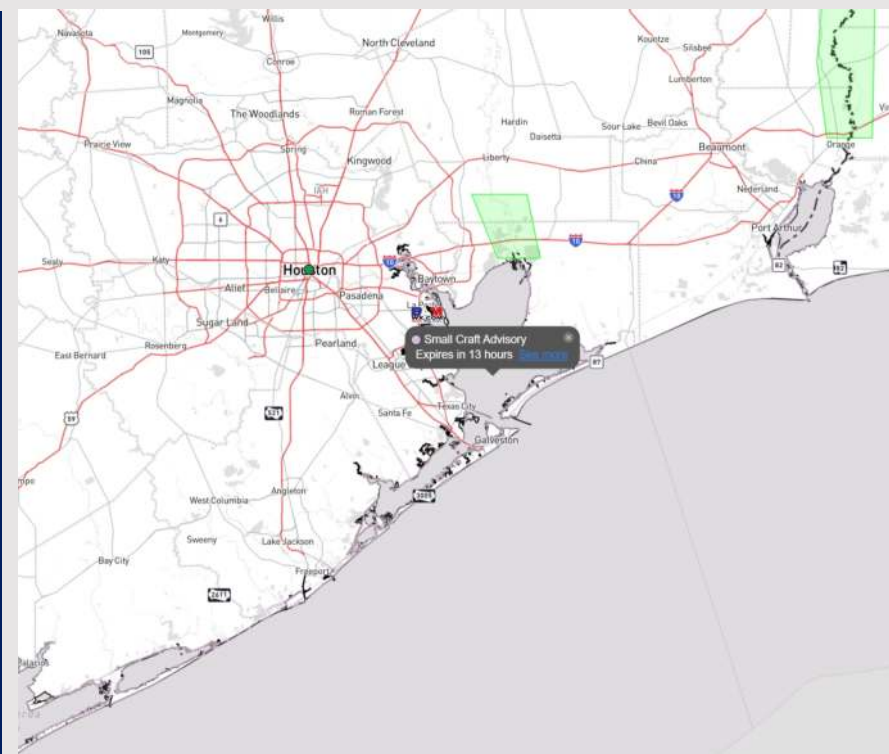


Updated: 12:00 AM CT
Monday, April 22, 2024

Forecaster: Jonathan Kipper

Weather Headlines

- Dry conditions favored over the coming days with precip chances working back in towards the end of the week
- Not anticipating any fog concerns the next few days.
- Anticipating slightly elevated winds to continue now through this morning before calming down gradually towards noon today.



Current Radar: 12:00 AM CT




As always, please do not hesitate to reach out to us with any forecast questions via the chat option on Clarity or our on-call number, **(317)-560-8122** press 1 for forecast questions.

Houston Pilots Extended Range Visibility Report




Thursday 4/25/24

Fog not favored for THU.




Friday 4/26/24

Fog not favored for FRI.



Saturday 4/27/24

Fog not favored for SAT.



Chance for Fog

Thursday AM	Unlikely
Thursday PM	Unlikely
Friday AM	Unlikely
Friday PM	Unlikely
Saturday AM	Unlikely
Saturday PM	Unlikely

Houston Pilots Visibility Chart (miles)



Time	Sun 11pm	Mon 12am	Mon 1am	Mon 2am	Mon 3am	Mon 4am	Mon 5am	Mon 6am	Mon 7am	Mon 8am	Mon 9am	Mon 10am	Mon 11am	Mon 12pm	Mon 1pm	Mon 2pm	Mon 3pm	Mon 4pm	Mon 5pm	Mon 6pm	Mon 7pm	Mon 8pm	Mon 9pm	Mon 10pm
610 Bridge	10	10	10	10	10	10	10	10	10	10	10	10	10	10	10	10	10	10	10	10	10	10	10	10
Kinder 1	10	10	10	10	10	10	10	10	10	10	10	10	10	10	10	10	10	10	10	10	10	10	10	10
Greens Bayou	10	10	10	10	10	10	10	10	10	10	10	10	10	10	10	10	10	10	10	10	10	10	10	10
Shell Crude	10	10	10	10	10	10	10	10	10	10	10	10	10	10	10	10	10	10	10	10	10	10	10	10
Lynchburg Ferries	10	10	10	10	10	10	10	10	10	10	10	10	10	10	10	10	10	10	10	10	10	10	10	10
Exxon 3	10	10	10	10	10	10	10	10	10	10	10	10	10	10	10	10	10	10	10	10	10	10	10	10
Morgans Point	10	10	10	10	10	10	10	10	10	10	10	10	10	10	10	10	10	10	10	10	10	10	10	10
75/76	10	10	10	10	10	10	10	10	10	10	10	10	10	10	10	10	10	10	10	10	10	10	10	10
63/64	10	10	10	10	10	10	10	10	10	10	10	10	10	10	10	10	10	10	10	10	10	10	10	10
51/52	10	10	10	10	10	10	10	10	10	10	10	10	10	10	10	10	10	10	10	10	10	10	10	10
37/38	10	10	10	10	10	10	10	10	10	10	10	10	10	10	10	10	10	10	10	10	10	10	10	10
25/26	10	10	10	10	10	10	10	10	10	10	10	10	10	10	10	10	10	10	10	10	10	10	10	10
11/12	10	10	10	10	10	10	10	10	10	10	10	10	10	10	10	10	10	10	10	10	10	10	10	10
1 & 2 Bravo	10	10	10	10	10	10	10	10	10	10	10	10	10	10	10	10	10	10	10	10	10	10	10	10

NOTE: This is automated data that may/may not agree with the official BAM thinking that's found on the daily slides or special visibility report slides. This data should be used as a guide only

Houston Pilots Wind Chart



Forecast Confidence



Example

Sustained wind 13 Knots
Gusts 18 Knots
Wind from the N

WS: 13
G:18
N

Time Knots	Sun 11pm	Mon 12am	Mon 1am	Mon 2am	Mon 3am	Mon 4am	Mon 5am	Mon 6am	Mon 7am	Mon 8am	Mon 9am	Mon 10am	Mon 11am	Mon 12pm	Mon 1pm	Mon 2pm	Mon 3pm	Mon 4pm	Mon 5pm	Mon 6pm	Mon 7pm	Mon 8pm	Mon 9pm	Mon 10pm
610 Bridge	6	6	5	5	5	5	5	5	5	5	6	7	8	7	7	7	6	6	6	7	7	6	5	5
	13	12	11	10	10	10	10	9	10	11	11	13	12	12	12	11	10	9	9	10	10	10	10	9
	NNE	NNE	NNE	NNE	NNE	NNE	NNE	NE	NE	ENE	ENE	E	E	E	E	E	ESE	ESE	SE	SE	SSE	SSE	S	S
Kinder 1	7	6	5	5	5	5	5	5	5	5	6	7	8	7	7	7	6	6	6	7	7	6	5	5
	13	12	11	10	10	10	10	9	10	11	12	13	12	12	11	11	10	9	9	9	10	10	10	9
	NNE	NNE	NNE	NNE	NNE	NNE	NNE	NE	NE	ENE	ENE	E	E	E	E	E	ESE	ESE	SE	SE	SSE	SSE	S	S
Greens Bayou	6	6	5	5	5	5	5	5	5	5	6	7	8	7	7	7	6	6	6	6	6	6	5	5
	13	12	11	9	10	10	10	9	10	11	12	13	12	12	11	11	10	9	8	9	10	10	10	9
	NNE	NNE	NNE	NNE	NNE	NNE	NE	NE	NE	ENE	E	E	E	E	E	E	ESE	SE	SE	SE	SSE	S	S	S
Shell Crude	7	6	5	5	5	5	5	5	5	5	6	7	8	7	7	7	6	6	6	6	6	5	5	5
	13	12	12	10	10	10	11	9	10	12	12	13	12	12	11	11	10	9	9	9	10	10	10	9
	NNE	NNE	NNE	NNE	NNE	NNE	NE	NE	NE	ENE	E	E	E	E	E	E	ESE	ESE	SE	SE	SSE	SSE	S	S
Lynchburg Ferries	6	5	5	5	5	5	4	5	5	5	6	7	8	7	6	6	5	5	6	6	6	5	5	5
	13	11	11	9	9	9	9	8	9	10	12	13	12	13	11	10	9	9	8	9	10	9	9	9
	NNE	NNE	NNE	NNE	NNE	NNE	NE	NE	NE	ENE	E	E	E	E	E	E	ESE	ESE	SE	SSE	SSE	SSE	S	S
Exxon 3	9	8	7	7	7	8	8	7	7	7	9	9	9	8	7	7	6	7	7	8	8	7	7	7
	15	14	13	11	12	12	13	11	12	13	13	13	13	13	12	11	11	11	11	12	12	11	10	10
	NNE	NNE	NNE	NNE	NNE	NE	NE	NE	NE	ENE	ENE	E	E	E	E	E	ESE	SE	SE	SSE	SSE	SSE	SSE	S
Morgans Point	9	9	8	7	8	8	9	8	8	8	9	9	9	9	7	7	7	7	7	8	8	7	7	7
	16	15	14	13	13	13	13	13	13	13	13	13	13	13	12	12	11	11	11	12	12	11	10	10
	NNE	NNE	NNE	NNE	NNE	NE	NE	NE	NE	ENE	ENE	E	E	E	E	E	ESE	SE	SSE	SSE	SSE	SSE	SSE	SSE
75/76	17	15	14	14	15	14	14	14	15	15	14	13	11	11	8	8	8	9	10	11	11	11	11	9
	24	22	21	20	21	21	21	21	21	22	22	21	20	17	15	13	14	14	15	16	16	15	15	13
	NNE	NNE	NNE	NNE	NE	NE	NE	NE	ENE	ENE	ENE	E	E	E	E	E	ESE	SE	SSE	SSE	SSE	SSE	SSE	SSE
63/64	17	16	15	15	15	15	15	15	15	15	14	13	11	9	8	8	8	9	9	10	11	10	10	9
	25	23	22	21	23	21	21	22	23	22	21	19	16	14	14	14	14	13	14	15	15	15	14	13
	NNE	NNE	NNE	NE	NE	NE	NE	ENE	ENE	ENE	ENE	ENE	E	E	E	E	ESE	SE	SE	SSE	SSE	SSE	SSE	SSE
51/52	17	17	16	16	16	15	15	15	15	15	14	13	12	11	9	9	9	9	9	9	9	9	8	8
	26	25	23	23	23	21	21	21	22	21	20	19	18	15	14	14	14	14	13	14	14	14	12	12
	NNE	NE	NE	NE	NE	NE	NE	ENE	ENE	ENE	ENE	ENE	E	E	E	E	ESE	ESE	SE	SE	SE	SE	SE	SE
37/38	17	17	16	16	16	15	15	15	15	15	14	13	13	12	10	9	9	9	9	9	9	9	9	8
	26	25	23	23	23	21	21	22	22	22	21	20	18	17	15	14	15	14	13	14	14	13	13	12
	NNE	NE	NE	NE	NE	NE	ENE	ENE	ENE	ENE	ENE	ENE	E	E	E	E	E	ESE	ESE	SE	SE	SE	SE	SE
25/26	18	17	15	15	15	15	15	15	15	15	14	13	13	13	11	11	10	9	9	9	9	9	8	7
	26	25	22	22	22	21	21	21	21	21	21	19	19	19	16	15	15	14	13	13	13	12	12	10
	NNE	NNE	NE	NE	NE	NE	NE	ENE	ENE	ENE	ENE	ENE	E	E	E	E	E	ESE	ESE	SE	SE	SE	SE	SE
11/12	15	14	13	13	13	13	13	13	14	13	13	13	13	13	11	11	9	9	9	8	7	7	7	6
	21	21	19	19	19	18	19	20	20	20	19	19	19	19	17	15	14	13	14	12	11	10	10	8
	NNE	NNE	NE	NE	NE	NE	NE	NE	NE	ENE	ENE	ENE	ENE	E	E	E	E	ESE	ESE	SE	SE	SE	SE	SE
1 & 2 Bravo	17	17	17	17	17	16	17	17	17	17	16	15	14	12	11	9	9	9	9	9	9	9	9	9
	25	26	24	24	24	23	24	25	25	25	23	23	21	20	18	15	14	13	13	14	13	13	13	13
	NNE	NNE	NE	NE	NE	NE	NE	ENE	ENE	ENE	ENE	ENE	ENE	E	E	E	E	ESE	ESE	ESE	ESE	ESE	ESE	ESE

NOTE: This is automated data that may/may not agree with the official BAM thinking that's found on the daily slides. This data should be used as a guide only

Houston Pilots: Mon. 4/22/2024



Forecast Discussion

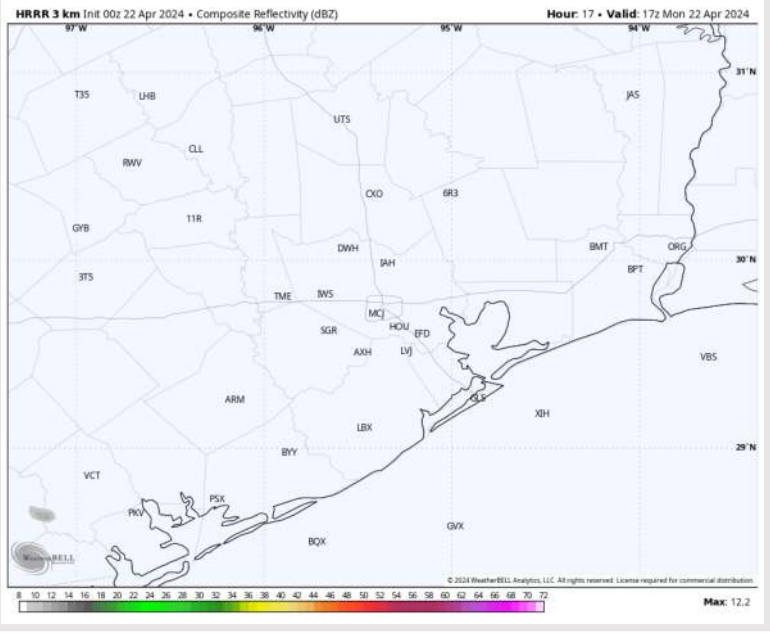
Precip: Favoring dry conditions for today.

Wind: Winds out of the NE begin a gradual clockwise shift at 9 AM, settling out of the SE by 6 PM. **N of Morgan's Point:** Winds at 3-8 kts through 12 PM before a slight increase to 5-10 kts. **S of Morgan's Point:** Winds at 15-20 kts through 9 AM. After this time, wind speeds will gradually decrease over time, settling at 7-12 kts by 4 PM. **Wind gusts of 20-25 kts possible S of Morgan's Point through 9 AM.**

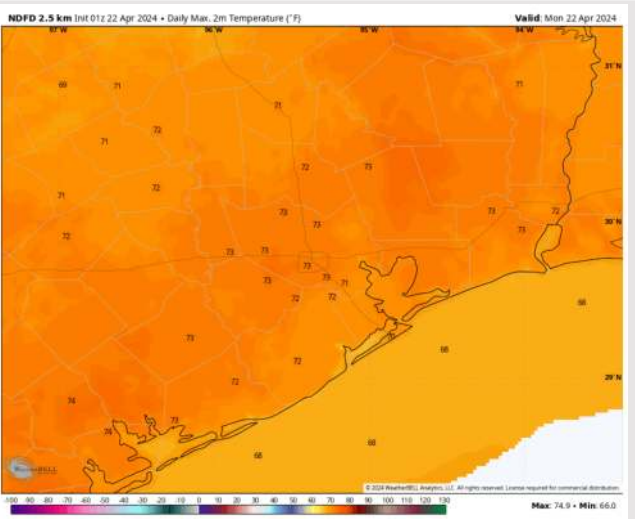
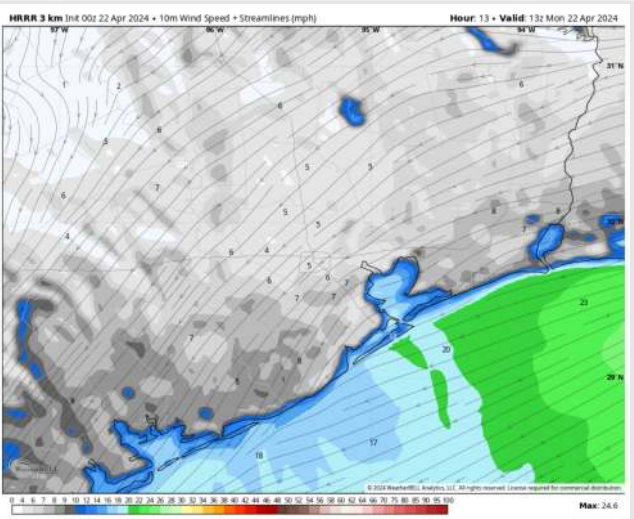
High Temps: **N of Morgan's Point:** Low/Mid 70s F **S of Morgan's Point:** Low 70s F.

Visibility: Not anticipating any fog concerns for today.

Precip Image: 12 PM CT



Wind Speed:
8 AM CT



High Temps
Today

Forecast Discussion

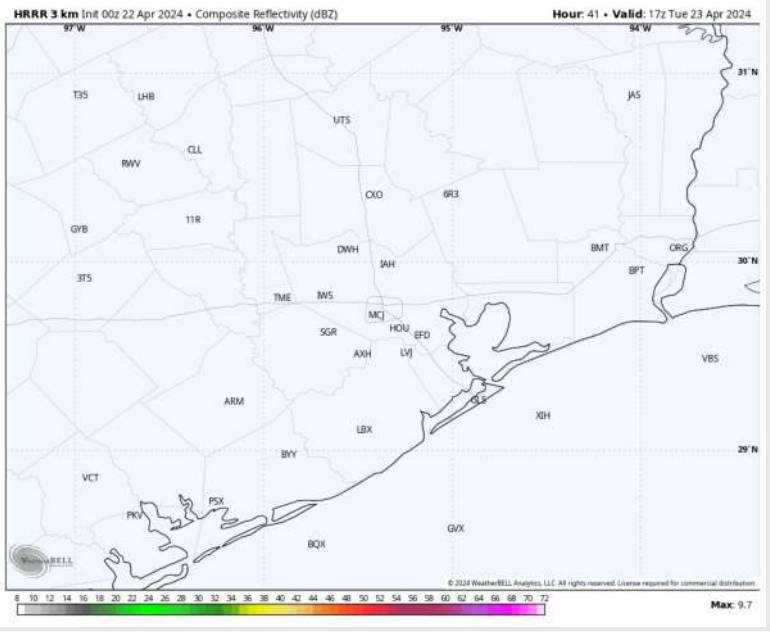
Precip: Dry conditions are favored throughout the day on Tuesday.

Wind: Favoring wind to continue out of the S/SE throughout the day. **N of Morgan's Point** Winds at 3-8 kts throughout through 12 PM before a slight increase in winds to 5-10 kts for the remainder of the evening TUE. **S of Morgan's Point:** Winds be at 9-14 kts for TUE.

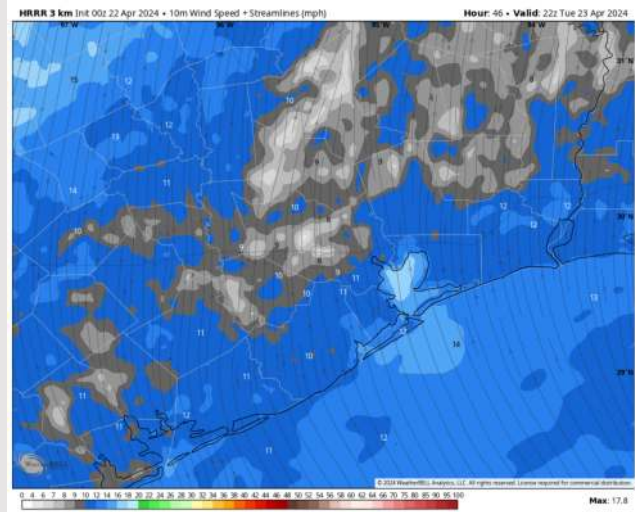
High Temps: **N of Morgan's Point:** Upper 70s F. **S of Morgan's Point:** Low/Mid 70s F

Visibility: Not favoring any fog risks for Tuesday.

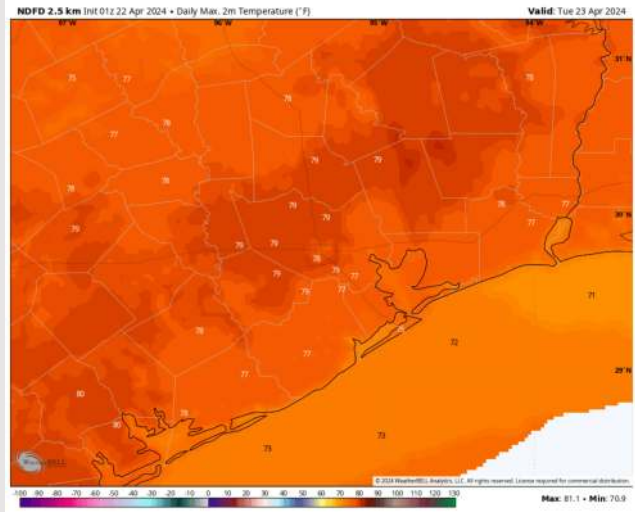
Precip Image: 12 PM CT



Wind Speed
5 PM CT



High Temps
Tuesday



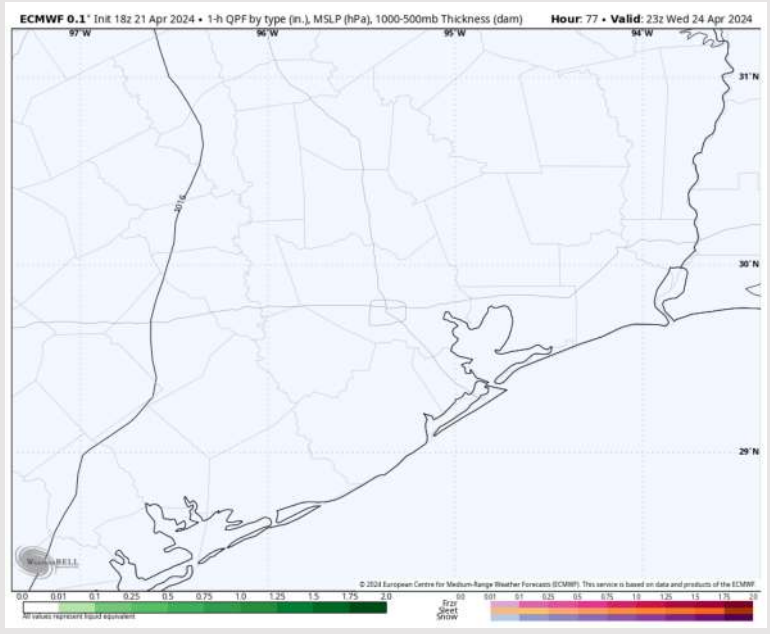
Houston Pilots: Wed. 4/24/2024



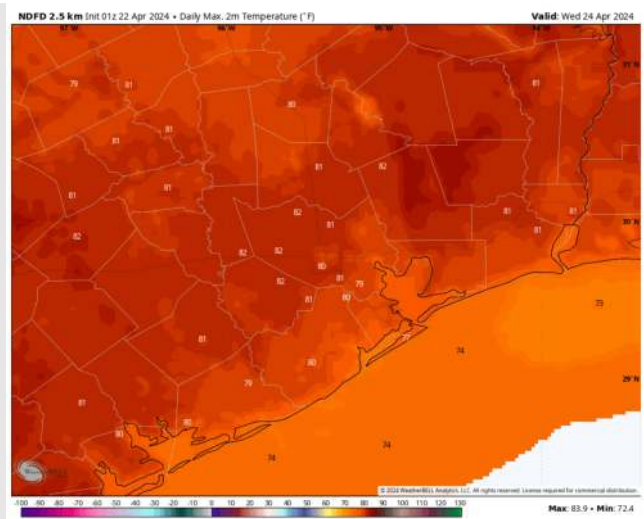
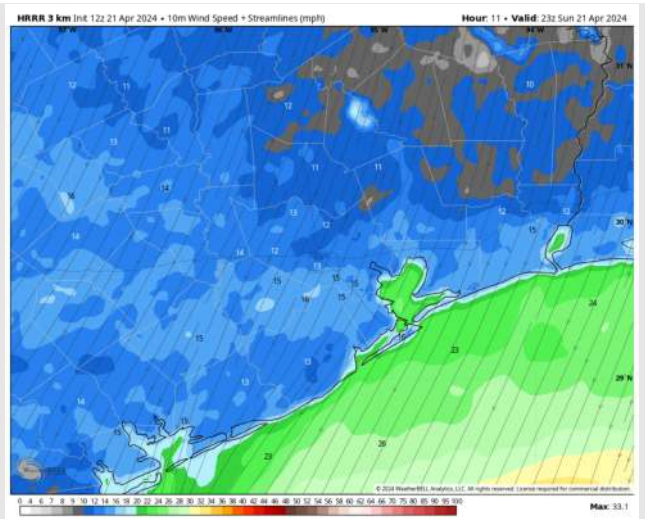
Forecast Discussion

- Precip:** Favoring dry conditions for Wednesday.
- Wind:** Winds will be out of the SE throughout Wednesday. **N of Morgan's Point:** Winds at 5-10 kts for the entire day. **S of Morgan's Point:** Winds will be at 9-14 kts throughout the whole day.
- High Temps:** **N of Morgan's Point:** Low 80s F **S of Morgan's Point:** Mid 70s F.
- Visibility:** Not anticipating any fog concerns for Wednesday.

Precip Image: 6 PM CT

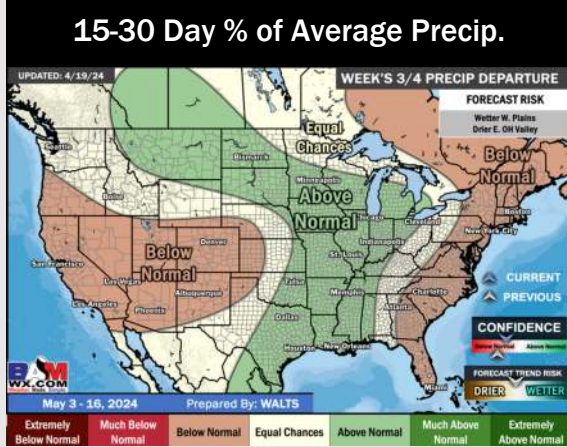
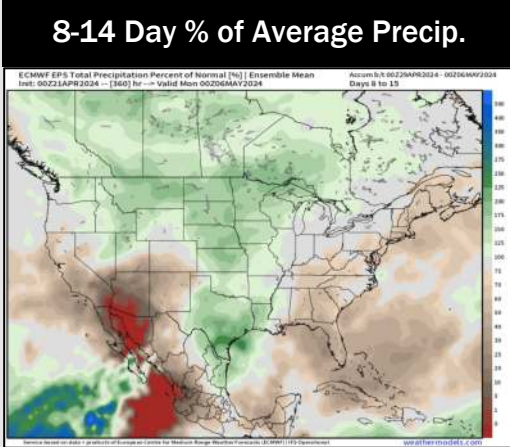

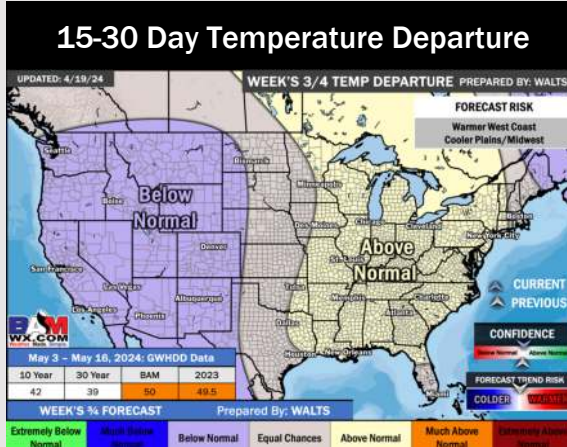
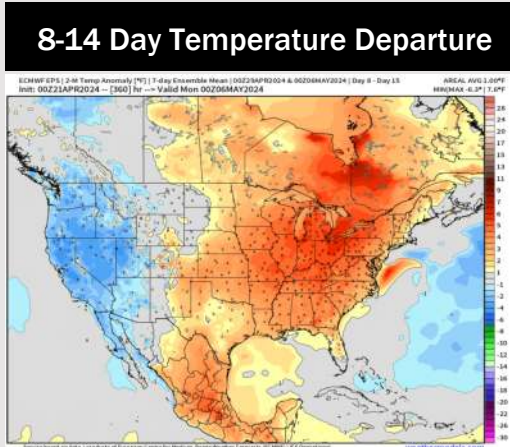
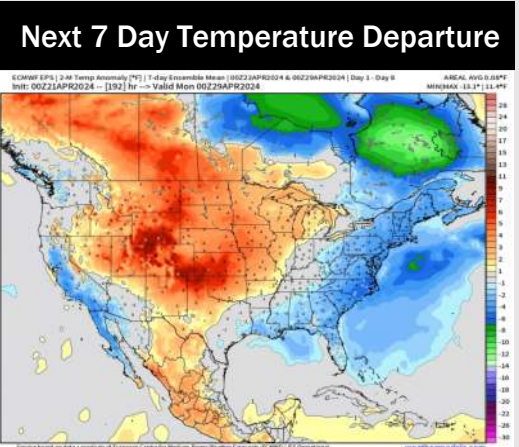


Wind Speed:
6 PM CT



High Temps
Wednesday

Houston Pilots: 4/22/24



- A drier week ahead with next rain opportunities working in during the weekend. Temps are expected to be slightly below normal for the week 1 timeframe.
- Above normal precipitation chances are at play during the week 2 timeframe. Temps are expected to be above normal.
- Above normal chances for precipitation are favored in the weeks 3/4 timeframe. Temperatures expected to be near to slightly above normal for the weeks 3 and 4 timeframe.