

# Houston Pilots Forecast Package



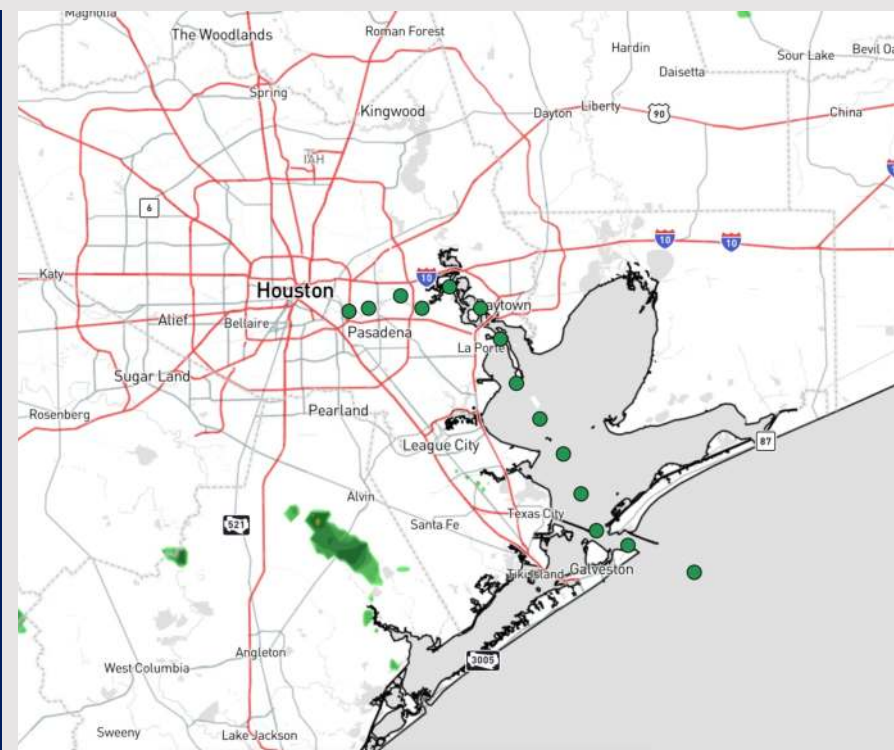
Updated: 1:45 PM CT

Thursday, April 18, 2024

Forecaster: Alyssa Elliott

## Weather Headlines

- Conditions expected to remain dry through the rest of the week with rain becoming more probable moving into the weekend.
- Not anticipating any visibility concerns the next few days.
- Elevated winds continue through today, with gusts being able to reach 20-25+ kts.



**Current Radar: 1:10 PM CT**




As always, please do not hesitate to reach out to us with any forecast questions via the chat option on Clarity or our on-call number, **(317)-560-8122** press 1 for forecast questions.

# Houston Pilots Extended Range Visibility Report




## Sunday 4/21/24

Fog not favored for SUN.



## Monday 4/22/24

Fog not favored for MON.



## Tuesday 4/23/24

Fog not favored for TUE.



## Chance for Fog

Sunday AM	Unlikely
Sunday PM	Unlikely
Monday AM	Unlikely
Monday PM	Unlikely
Tuesday AM	Unlikely
Tuesday PM	Unlikely

# Houston Pilots Visibility Chart (miles)



## Forecast Confidence



Time	Tue 9am	Tue 10am	Tue 11am	Tue 12pm	Tue 1pm	Tue 2pm	Tue 3pm	Tue 4pm	Tue 5pm	Tue 6pm	Tue 7pm	Tue 8pm	Tue 9pm	Tue 10pm	Tue 11pm	Wed 12am	Wed 1am	Wed 2am	Wed 3am	Wed 4am	Wed 5am	Wed 6am	Wed 7am	Wed 8am
610 Bridge	8	9	10	10	10	10	10	10	9	6	6	5	6	6	6	9	9	6	6	6	6	5	4	2
Kinder 1	8	9	10	10	10	10	10	10	9	6	6	5	6	6	6	9	9	6	6	6	6	5	4	2
Greens Bayou	8	9	10	10	10	10	10	10	9	6	6	6	6	8	8	9	9	6	6	6	6	5	4	2
Shell Crude	8	9	10	10	10	10	10	10	7	6	6	5	6	8	8	9	9	6	6	6	6	5	4	2
Lynchburg Ferries	8	9	10	10	10	10	10	10	9	6	6	5	6	8	8	9	9	6	6	6	6	5	4	2
Exxon 3	8	9	10	10	10	10	10	10	7	6	5	5	6	8	8	9	9	6	6	6	6	5	4	2
Morgans Point	8	9	10	10	10	10	10	10	7	6	5	5	6	8	8	9	9	6	6	6	6	5	4	2
75/76	6	6	6	6	6	6	6	6	5	3	2	3	4	5	9	9	9	9	9	9	9	9	9	9
63/64	6	6	6	6	6	6	6	6	5	3	2	3	4	5	9	9	9	9	9	9	9	9	9	9
51/52	5	6	6	6	6	6	6	6	4	3	2	3	4	5	9	9	9	9	8	8	9	9	9	9
37/38	5	6	6	6	6	6	6	6	4	3	2	3	4	5	9	9	9	8	8	8	9	9	9	9
25/26	5	6	6	6	6	6	6	5	3	3	2	2	4	5	9	9	8	8	8	8	9	9	9	9
11/12	5	6	6	6	6	6	5	5	3	3	2	2	4	4	8	8	8	8	8	8	8	8	8	9
1 & 2 Bravo	4	5	5	4	4	4	4	4	3	2	2	2	3	4	8	8	8	8	8	8	8	8	8	8

**NOTE: This is automated data that may/may not agree with the official BAM thinking that's found on the daily slides or special visibility report slides. This data should be used as a guide only**

# Houston Pilots Wind Chart



## Forecast Confidence



Sustained wind 13 Knots  
Gusts 18 Knots  
Wind from the N

## Example

WS: 13  
G:18  
N

Time Knots	Thu 2pm	Thu 3pm	Thu 4pm	Thu 5pm	Thu 6pm	Thu 7pm	Thu 8pm	Thu 9pm	Thu 10pm	Thu 11pm	Fri 12am	Fri 1am	Fri 2am	Fri 3am	Fri 4am	Fri 5am	Fri 6am	Fri 7am	Fri 8am	Fri 9am	Fri 10am	Fri 11am	Fri 12pm	Fri 1pm
610 Bridge	9	10	10	9	10	11	9	7	7	6	5	5	4	4	3	3	3	3	3	3	3	4	5	5
	16	17	17	17	17	18	17	13	13	12	11	10	9	8	6	5	5	5	5	5	6	6	7	8
	SSE	SSE	SSE	SSE	SSE	SSE	SSE	SSE	SSE	SSE	SSE	SSE	SSE	SSE	SSE	SE	SE	SE	SE	ENE	ENE	E	ENE	E
Kinder 1	9	10	10	9	10	10	9	7	7	6	5	5	4	4	3	3	3	3	3	3	3	4	5	5
	16	17	17	16	17	18	16	13	13	12	11	10	9	8	6	5	4	5	5	5	6	7	7	8
	SSE	SSE	SSE	SSE	SSE	SSE	SSE	SSE	SSE	SSE	SSE	SSE	SSE	SSE	SSE	SE	SE	SE	ESE	ENE	ENE	E	E	E
Greens Bayou	9	11	11	10	10	10	8	7	7	5	5	5	4	4	3	3	3	3	3	3	3	4	5	5
	16	17	17	17	17	18	16	13	12	12	11	10	9	8	6	6	4	5	5	5	6	6	7	8
	SSE	SSE	SSE	SE	SE	SE	SSE	SSE	SSE	SSE	SSE	SSE	SSE	SSE	SSE	SE	SE	SE	ESE	ENE	ENE	ESE	ENE	E
Shell Crude	9	11	11	10	10	10	9	7	7	5	5	5	4	4	3	3	3	3	3	3	3	4	5	5
	16	17	17	17	17	17	16	14	13	12	11	10	9	8	7	6	5	6	5	5	6	6	8	8
	SSE	SSE	SSE	SE	SE	SSE	SSE	SSE	SSE	SSE	SSE	SSE	SSE	S	SSE	SSE	SE	SE	ESE	NE	ENE	ESE	E	E
Lynchburg Ferries	10	11	11	11	11	10	9	7	7	6	5	5	4	4	3	3	3	3	3	3	3	3	5	5
	17	17	18	18	19	18	17	14	12	12	11	9	8	7	6	6	4	5	5	5	6	6	8	8
	SSE	SSE	SSE	SE	SE	SSE	SSE	SSE	SSE	SSE	SSE	SSE	SSE	SSE	SSE	SSE	SSE	ESE	E	ENE	E	E	E	ESE
Exxon 3	11	13	13	13	13	14	13	11	9	7	7	6	4	4	4	3	3	3	3	3	3	4	5	6
	18	18	18	18	19	21	19	16	14	13	13	10	9	8	8	7	5	6	6	7	7	8	9	9
	SSE	SSE	SSE	SE	SE	SSE	SSE	SSE	SSE	SSE	SSE	S	SSE	S	SSE	S	S	SSE	ESE	ENE	ENE	E	E	ESE
Morgans Point	11	12	13	12	13	13	13	11	11	8	7	5	5	4	4	3	3	3	3	3	3	4	6	7
	18	18	18	18	18	20	19	17	15	13	12	11	9	8	8	7	6	6	6	6	6	7	9	9
	SSE	SSE	SSE	SE	SE	SSE	SSE	SSE	SSE	SSE	SSE	S	S	S	SSE	S	S	SSE	SE	ENE	ENE	ESE	ESE	SE
75/76	13	14	15	15	15	17	17	15	13	11	10	9	7	6	6	6	5	5	5	5	6	7	7	8
	19	20	21	22	22	24	24	21	20	17	15	13	11	9	9	9	8	8	7	8	9	10	12	12
	SSE	SSE	SSE	SE	SE	SSE	SSE	SSE	SSE	SSE	S	S	S	S	SSE	S	S	S	S	ESE	E	ESE	ESE	SE
63/64	13	13	13	13	15	15	15	14	13	11	9	9	7	6	5	6	5	5	4	5	6	7	7	7
	19	19	20	20	21	22	22	21	18	16	14	13	10	9	8	9	7	7	6	7	9	10	12	13
	SSE	SSE	SSE	SE	SE	SSE	SSE	SSE	SSE	SSE	S	S	S	S	S	S	S	S	S	ESE	E	ESE	ESE	ESE
51/52	11	11	12	12	13	14	13	12	11	11	9	9	7	5	5	5	5	4	5	5	6	7	7	7
	19	18	18	18	20	21	20	18	17	16	13	13	10	8	7	8	6	6	6	7	8	10	12	13
	SSE	SSE	SSE	SE	SE	SSE	SSE	SSE	SSE	SSE	S	S	S	S	SSE	S	S	S	SSE	ESE	E	ESE	ESE	ESE
37/38	11	11	12	12	13	13	13	11	11	11	9	8	7	5	5	5	5	4	4	5	5	7	7	8
	19	17	17	18	18	20	19	17	16	16	13	12	10	7	7	7	6	5	6	8	8	10	12	13
	SSE	SSE	SSE	SE	SE	SE	SSE	SSE	SSE	SSE	S	S	S	S	SSE	S	S	S	SSE	SE	E	SE	ESE	ESE
25/26	12	11	11	12	12	13	12	11	10	10	9	7	7	5	5	4	4	4	4	5	5	7	8	9
	19	17	17	17	17	18	17	15	14	14	13	11	10	7	7	6	6	6	6	8	9	9	12	13
	SSE	SSE	SSE	SE	SE	SE	SSE	SSE	SSE	SSE	S	S	S	S	SSE	SSE	S	S	S	SSE	E	SE	ESE	ESE
11/12	12	11	11	11	11	11	10	9	8	8	7	6	5	4	4	3	3	3	3	4	5	7	8	9
	18	17	16	15	15	16	14	14	13	13	13	11	9	6	6	6	6	6	6	7	8	10	12	12
	SSE	SSE	SSE	SE	SE	SE	SSE	SSE	SSE	SSE	S	S	S	S	S	S	S	S	S	SSE	ESE	SE	ESE	ESE
1 & 2 Bravo	11	11	10	11	11	11	11	11	11	11	10	8	8	7	6	5	5	5	5	5	6	7	8	8
	17	16	15	15	16	16	17	16	16	16	15	13	12	10	9	8	8	8	7	8	9	11	12	12
	SSE	SSE	SE	SE	SE	SE	SE	SSE	SSE	SSE	SSE	S	S	SSE	SSE	S	S	S	SSE	SSE	SE	SE	SE	ESE

NOTE: This is automated data that may/may not agree with the official BAM thinking that's found on the daily slides. This data should be used as a guide only

# Houston Pilots: Thu. 4/18/2024



## Forecast Discussion

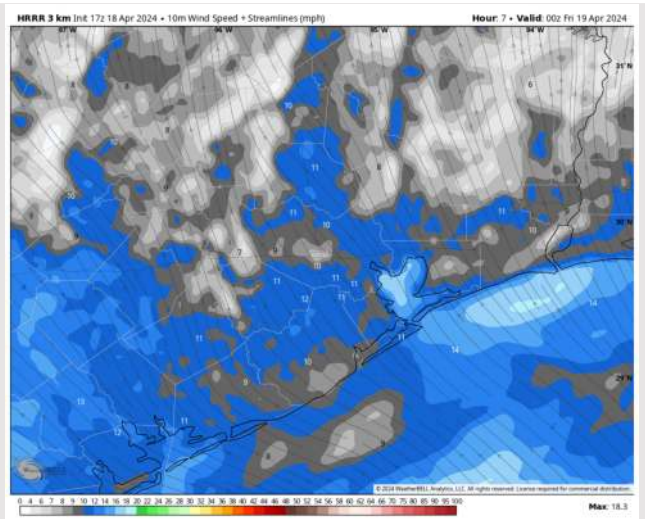
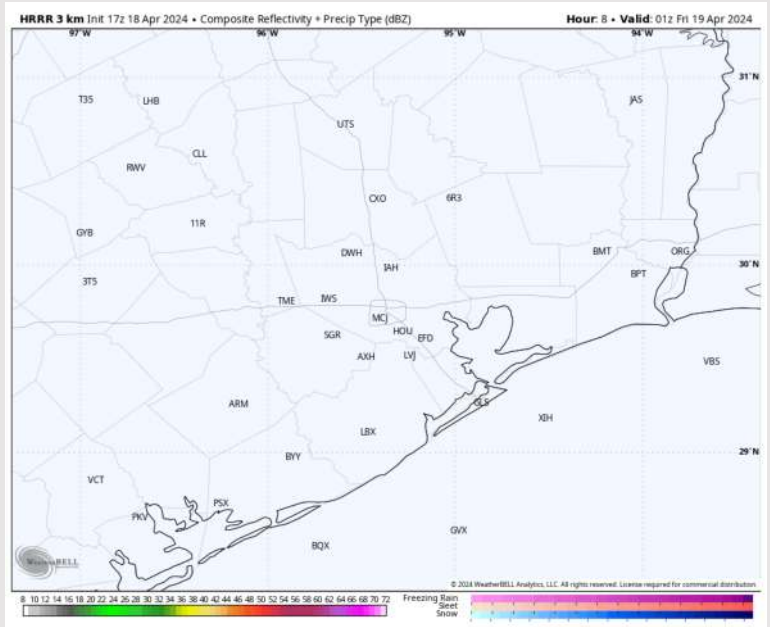
**Precip:** Favoring dry conditions for the rest of today.

**Wind:** Favoring wind to be out of the S/SE once for the evening. **N of Morgan's Point:** Winds to remain at 7 – 12 kts through 9 PM, then winds drop to 5 – 10 kts. **S of Morgan's Point:** Winds at 15-20 kts throughout the rest of the day. **Gusts of up to 28 kts possible at the Boarding Station through the PM.**

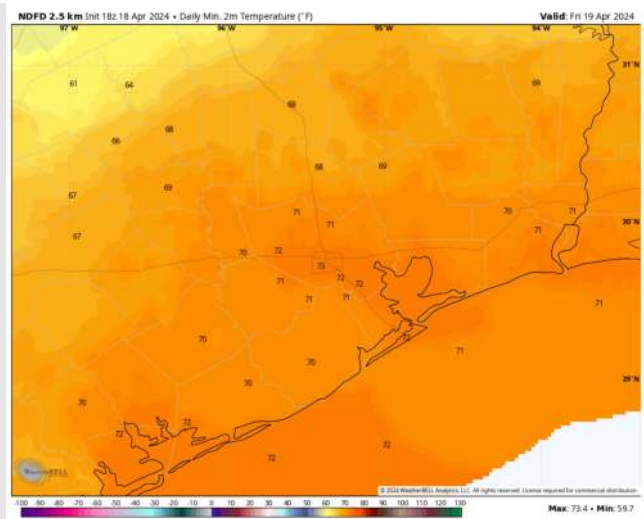
**Low Temps:** **N of Morgan's Point:** Low 70s F **S of Morgan's Point:** Low to near 70's F.

**Visibility:** No visibility concerns for this PM.

## Precip Image: 8 PM CT



Wind Speed:  
7 PM CT



Low Temps  
FRI AM

# Houston Pilots: Fri. 4/19/2024



## Forecast Discussion

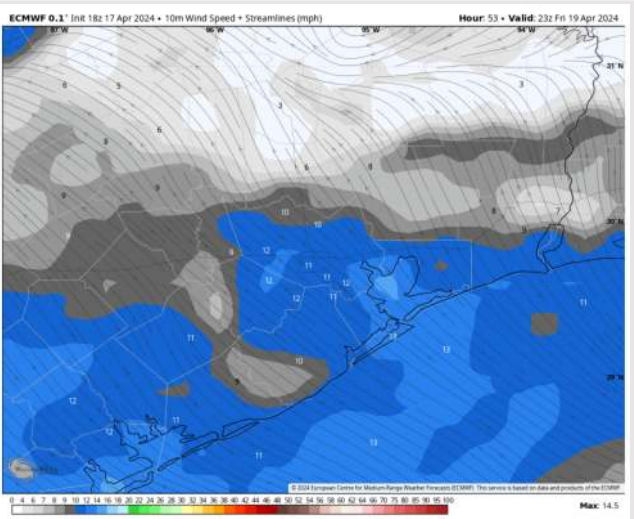
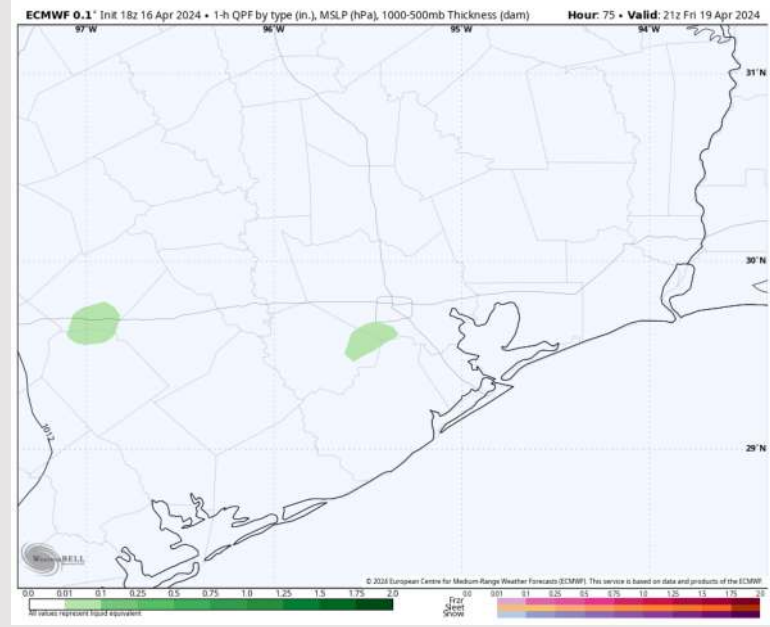
**Precip:** A few isolated spots of drizzle will be possible between 9 AM – 6 PM.

**Wind:** Winds will be out of the S/SE Friday. **N of Morgan's Point:** Winds at 3-8 kts, with an increase to 6-11 kts between 3-6 PM. **S of Morgan's Point:** Winds at 7-12 kts throughout the day.

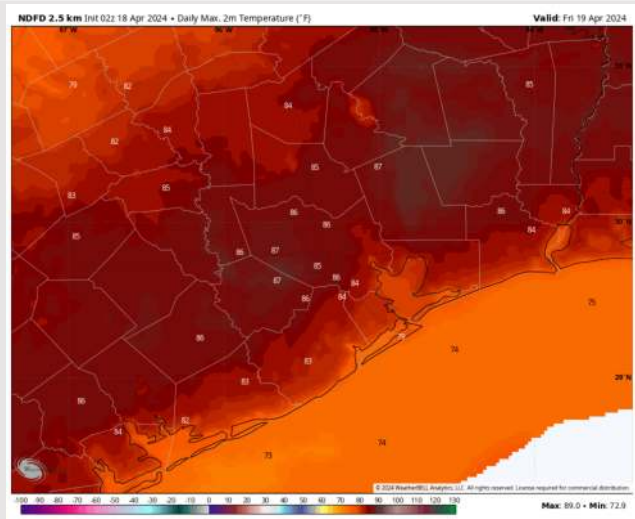
**High Temps:** **N of Morgan's Point:** Mid 80s F **S of Morgan's Point:** Mid to upper 70's.

**Visibility:** Not anticipating any visibility concerns for Friday.

## Precip Image: 2 PM CT



Wind Speed:  
5 PM CT



High Temps  
Friday

# Houston Pilots: Sat. 4/20/2024



## Forecast Discussion

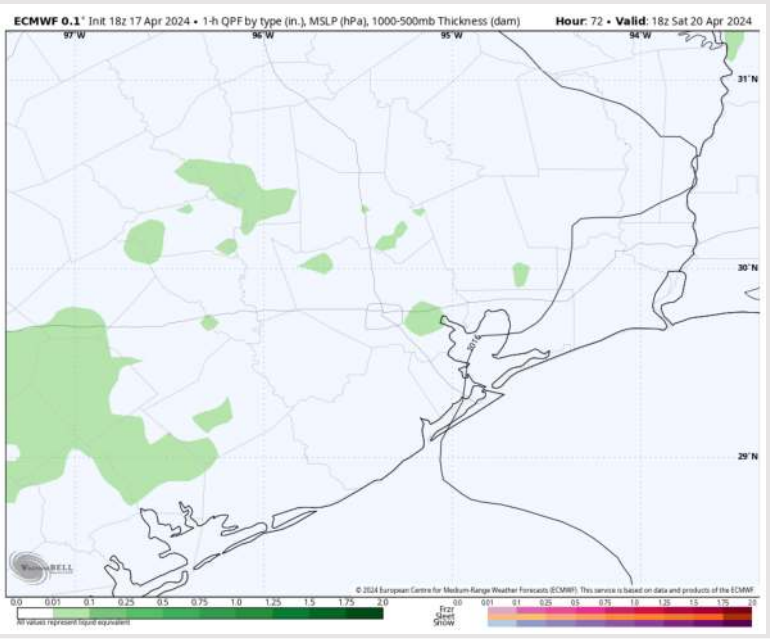
**Precip:** Scattered to hit/miss light rain showers will be in play for Stations N of Morgan's Point after 8 AM.

**Wind:** Favoring wind to continue out of the S/SE throughout Saturday. **N of Morgan's Point** Winds at 3-8 kts through most of the day, with an increase to 7- 12 kts through 3-8 PM. **S of Morgan's Point:** Winds will sit at 10-15 kts throughout Saturday.

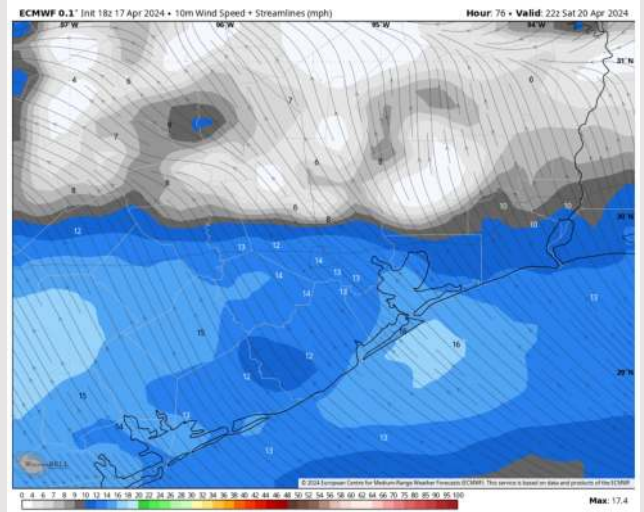
**High Temps:** **N of Morgan's Point:** Mid 80s F. **S of Morgan's Point:** Mid to upper 70s F

**Visibility:** Not favoring any fog risks for Saturday.

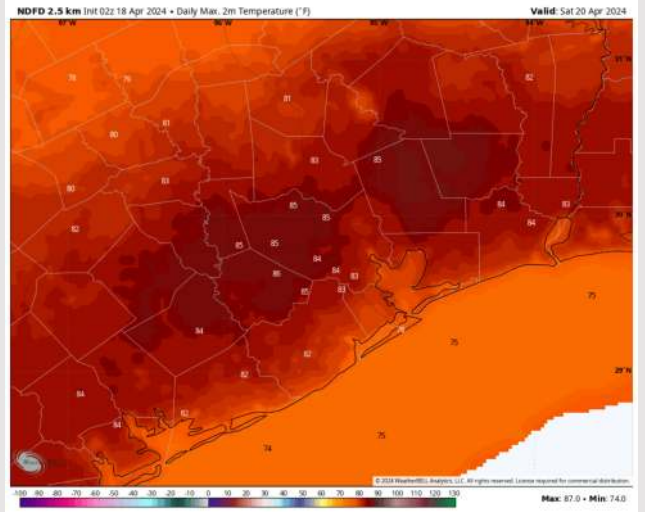
## Precip Image: 1 PM CT



Wind Speed  
5 PM CT

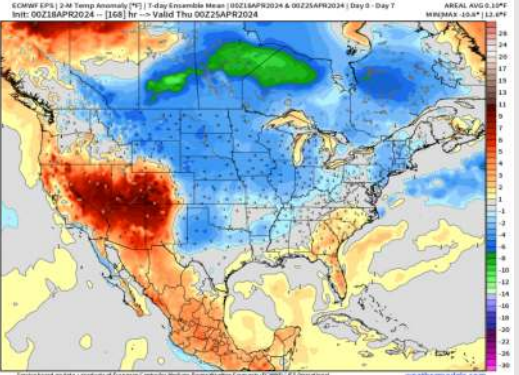


High Temps  
Saturday

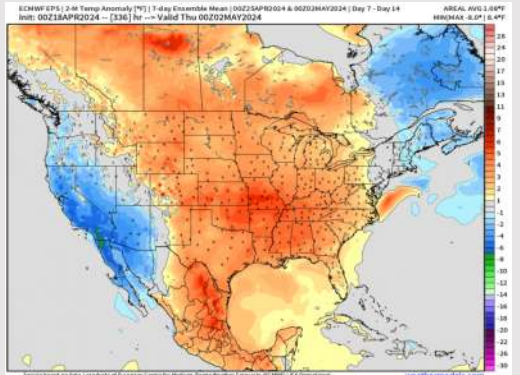


# Houston Pilots: 4/18/24

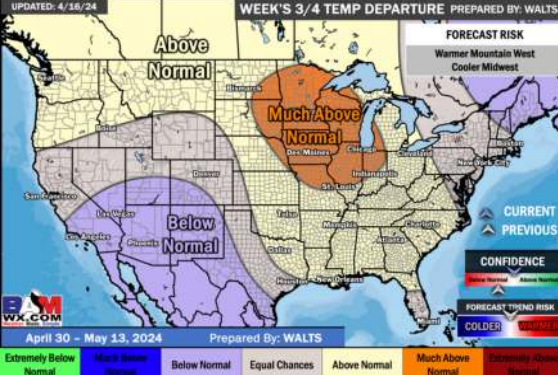
### Next 7 Day Temperature Departure




### 8-14 Day Temperature Departure



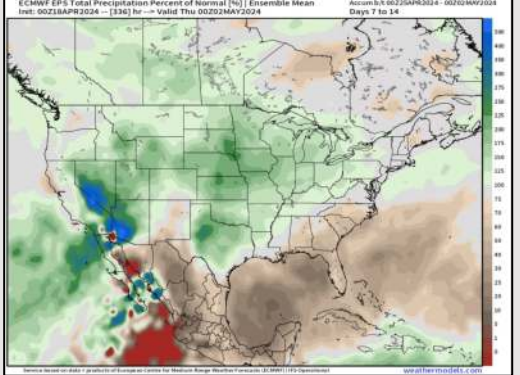
### 15-30 Day Temperature Departure



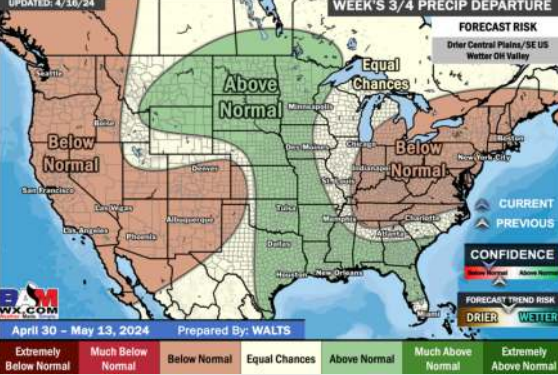
### Next 7 Day Total Precipitation



### 8-14 Day % of Average Precip.



### 15-30 Day % of Average Precip.



- Next best opportunity for rain will be this coming weekend. Temps are expected to be slightly above normal for the week 1 timeframe.
- Near normal precipitation chances are at play during the week 2 timeframe. Temps are expected to be above normal.
- Above normal chances for precipitation are favored in the weeks 3/4 timeframe. Temperatures expected to be near to slightly above normal for the weeks 3 and 4 timeframe.