

Houston Pilots Forecast Package



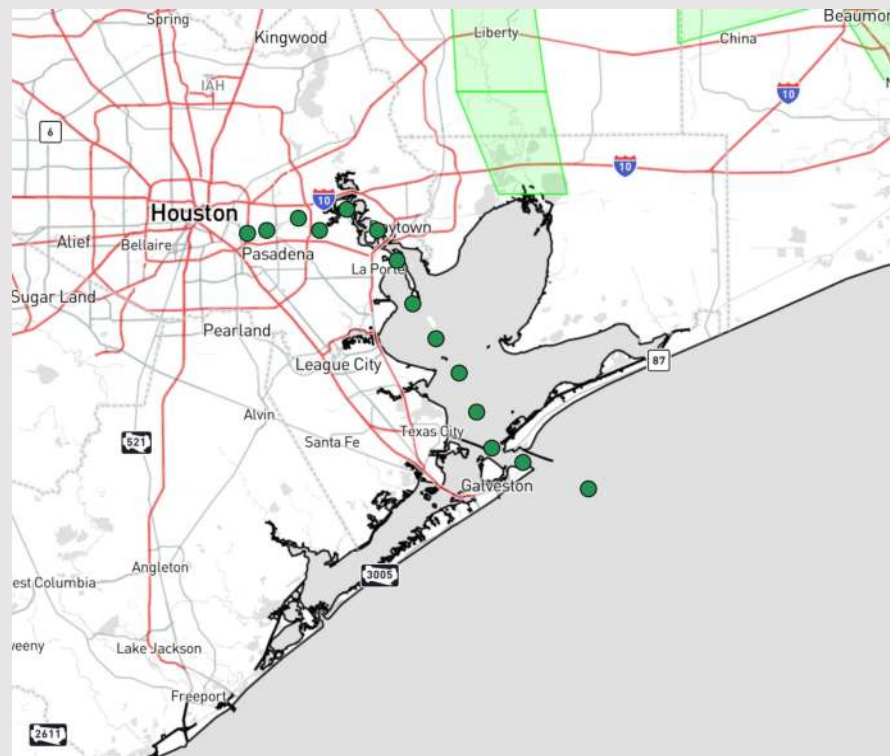
Updated: 12:00 PM CT

Friday, April 12, 2024

Forecaster: Alyssa Elliott

Weather Headlines

- Favoring dry conditions over the weekend. Next best moisture chance returns Monday.
- Not anticipating any visibility concerns the next few days.
- Winds on the calmer side over the next 24 hours, rarely exceeding 10 kts. Slightly elevated winds return SAT PM.



Current Radar: 12:00 PM CT



As always, please do not hesitate to reach out to us with any forecast questions via the chat option on Clarity or our on-call number, **(317)-560-8122** press 1 for forecast questions.

Houston Pilots Extended Range Visibility Report



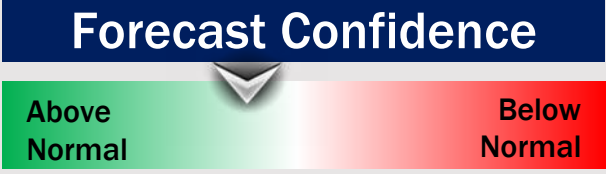
Monday 4/15/24

Fog not favored for MON.



Tuesday 4/16/24

Fog not favored for TUE.



Wednesday 4/17/24

Fog not favored for WED.



Chance for Fog

Monday AM	Unlikely
Monday PM	Unlikely
Tuesday AM	Unlikely
Tuesday PM	Unlikely
Wednesday AM	Unlikely
Wednesday PM	Unlikely

Houston Pilots Visibility Chart (miles)



Forecast Confidence



Time	Fri 12pm	Fri 1pm	Fri 2pm	Fri 3pm	Fri 4pm	Fri 5pm	Fri 6pm	Fri 7pm	Fri 8pm	Fri 9pm	Fri 10pm	Fri 11pm	Sat 12am	Sat 1am	Sat 2am	Sat 3am	Sat 4am	Sat 5am	Sat 6am	Sat 7am	Sat 8am	Sat 9am	Sat 10am	Sat 11am
610 Bridge	10	10	10	10	10	10	10	10	10	10	10	10	10	10	10	10	10	10	10	10	10	10	10	10
Kinder 1	10	10	10	10	10	10	10	10	10	10	10	10	10	10	10	10	10	10	10	10	10	10	10	10
Greens Bayou	10	10	10	10	10	10	10	10	10	10	10	10	10	10	10	10	10	10	10	10	10	10	10	10
Shell Crude	10	10	10	10	10	10	10	10	10	10	10	10	10	10	10	10	10	10	10	10	10	10	10	10
Lynchburg Ferries	10	10	10	10	10	10	10	10	10	10	10	10	10	10	10	10	10	10	10	10	10	10	10	10
Exxon 3	10	10	10	10	10	10	10	10	10	10	10	10	10	10	10	10	10	10	10	10	10	10	10	10
Morgans Point	10	10	10	10	10	10	10	10	10	10	10	10	10	10	10	10	10	10	10	10	10	10	10	10
75/76	10	10	10	10	10	10	10	10	10	10	10	10	10	10	10	10	10	10	10	10	10	10	10	10
63/64	10	10	10	10	10	10	10	10	10	10	10	10	10	10	10	10	10	10	10	10	10	10	10	10
51/52	10	10	10	10	10	10	10	10	10	10	10	10	10	10	10	10	10	10	10	10	10	10	10	10
37/38	10	10	10	10	10	10	10	10	10	10	10	10	10	10	10	10	10	10	10	10	10	10	10	10
25/26	10	10	10	10	10	10	10	10	10	10	10	10	10	10	10	10	10	10	10	10	10	10	10	10
11/12	10	10	10	10	10	10	10	10	10	10	10	10	10	10	10	10	10	10	10	10	10	10	10	10
1 & 2 Bravo	10	10	10	10	10	10	10	10	10	10	10	10	10	10	10	10	10	10	10	10	10	10	10	10

NOTE: This is automated data that may/may not agree with the official BAM thinking that's found on the daily slides or special visibility report slides. This data should be used as a guide only

Houston Pilots Wind Chart



Forecast Confidence



Sustained wind 13 Knots
Gusts 18 Knots
Wind from the N

Example

WS: 13
G:18
N

Time Knots	Fri 12pm	Fri 1pm	Fri 2pm	Fri 3pm	Fri 4pm	Fri 5pm	Fri 6pm	Fri 7pm	Fri 8pm	Fri 9pm	Fri 10pm	Fri 11pm	Sat 12am	Sat 1am	Sat 2am	Sat 3am	Sat 4am	Sat 5am	Sat 6am	Sat 7am	Sat 8am	Sat 9am	Sat 10am	Sat 11am	
610 Bridge	6	7	7	7	7	7	8	8	7	5	5	4	4	4	3	3	3	3	3	3	3	5	7	9	
	11	10	10	10	10	11	12	11	11	10	9	9	7	8	7	6	5	5	4	6	7	8	8	13	16
	E	ESE	ESE	ESE	SE	SE	SE	SSE	SSE	S	S	S	S	S	S	SSE	SSE	SE	SE	SE	SSE	SSE	SSE	SSE	
Kinder 1	6	7	7	7	7	7	8	8	7	5	5	4	4	3	3	3	3	3	3	3	4	5	7	8	
	11	10	10	10	10	11	12	11	11	10	9	8	7	7	7	6	5	5	4	6	7	9	13	16	
	E	ESE	ESE	ESE	SE	SE	SE	SSE	SSE	S	S	S	S	S	S	SSE	SSE	SE	SE	SE	SSE	SSE	SSE	SSE	
Greens Bayou	6	7	7	7	7	7	7	7	6	5	5	4	4	4	3	3	3	3	3	3	4	5	7	8	
	10	10	9	10	10	11	11	11	11	9	9	8	8	7	7	6	5	5	7	8	10	13	15	15	
	E	ESE	ESE	ESE	SE	SE	SE	SSE	SSE	S	S	S	S	S	S	SSE	SSE	SE	SE	SE	SSE	SSE	SSE	SSE	
Shell Crude	6	7	7	7	7	7	8	7	6	5	5	4	4	4	3	3	3	3	3	3	4	5	7	8	
	10	10	10	10	10	11	12	11	11	9	8	8	7	7	7	7	7	5	5	7	8	10	13	15	
	E	ESE	ESE	ESE	SE	SE	SE	SSE	SSE	S	S	S	S	S	S	SSE	SSE	SE	SE	SE	SSE	SSE	SSE	SSE	
Lynchburg Ferries	5	5	6	7	7	7	7	7	6	5	5	4	4	3	3	3	3	3	3	3	4	5	7	9	
	10	9	9	9	10	11	12	11	11	9	8	8	7	6	7	7	7	5	5	7	8	10	13	14	
	E	ESE	SE	SE	SE	SE	SSE	SSE	SSE	S	S	S	S	S	S	S	SSE	SSE	SE	SE	SE	SSE	SSE	SSE	
Exxon 3	7	6	7	7	8	9	9	9	9	7	7	6	5	5	4	4	5	5	5	5	6	8	9	9	
	11	11	10	10	12	12	13	13	12	10	10	9	8	8	7	7	8	7	7	8	9	11	13	14	
	E	ESE	SE	SE	SE	SSE	SSE	SSE	SSE	S	S	S	S	S	S	SSE	SSE	SE	SE	SE	SSE	SSE	SSE	SSE	
Morgans Point	7	7	7	7	9	9	9	9	9	7	7	6	6	5	5	5	5	5	5	6	7	9	9	9	
	11	11	11	11	12	13	14	13	12	11	10	9	9	8	8	8	8	7	8	9	11	13	15	15	
	ESE	ESE	SE	SE	SSE	SSE	SSE	SSE	SSE	S	S	S	S	S	S	S	SSE	SSE	SE	SE	SSE	SSE	SSE	SSE	
75/76	9	7	7	9	11	12	12	12	12	11	11	10	9	9	9	8	8	8	9	9	10	11	12	12	
	13	13	13	13	16	18	19	19	18	16	15	14	14	13	12	12	12	13	13	14	14	16	17	17	
	E	ESE	SE	SE	SSE	SSE	SSE	SSE	S	S	S	S	S	S	S	S	SSE	SSE	SE	SE	SSE	SSE	SSE	SSE	
63/64	8	7	7	9	9	11	12	12	11	11	9	9	9	9	8	8	8	9	9	9	9	11	11	12	
	13	13	12	13	14	16	18	18	17	15	14	14	13	13	12	12	13	13	14	14	15	17	17	17	
	E	ESE	SE	SE	SSE	SSE	SSE	SSE	S	S	S	S	S	S	S	S	SSE	SSE	SE	SE	SSE	SSE	SSE	SSE	
51/52	8	7	8	9	9	9	11	11	10	9	9	9	9	9	8	8	9	9	9	9	10	11	11	11	
	13	13	12	13	14	14	15	16	15	13	13	13	13	13	12	12	13	13	13	15	15	16	16	16	
	E	ESE	ESE	SE	SE	SE	SSE	SSE	SSE	S	S	S	S	S	S	S	SSE	SSE	SE	SE	SSE	SSE	SSE	SSE	
37/38	8	8	8	9	9	9	10	10	9	9	8	9	9	9	8	8	8	8	9	9	10	11	11	11	
	13	13	12	13	14	14	14	15	14	13	12	13	13	13	12	12	12	13	13	14	15	16	16	16	
	E	ESE	ESE	SE	SE	SE	SSE	SSE	SSE	S	S	S	S	S	S	S	SSE	SSE	SE	SE	SSE	SSE	SSE	SSE	
25/26	9	9	9	9	9	9	9	9	9	8	7	8	9	8	8	8	8	7	8	9	9	10	11	11	
	13	13	13	13	14	14	14	14	12	11	12	13	12	12	12	12	12	11	12	13	13	14	15	16	
	E	ESE	ESE	ESE	SE	SE	SSE	SSE	SSE	SSE	SSE	SSE	S	S	S	S	SSE	SSE	SE	SE	SSE	SSE	SSE	SSE	
11/12	9	9	9	9	9	9	9	8	7	7	7	7	7	7	7	6	7	6	7	7	8	9	9	10	
	13	13	13	13	13	13	13	11	10	10	9	10	10	10	10	9	9	9	10	11	12	13	13	14	
	E	E	ESE	ESE	SE	SE	SE	SSE	SSE	SSE	S	S	S	S	S	S	SSE	SSE	SE	SE	SSE	SSE	SSE	SSE	
1 & 2 Bravo	9	9	8	9	9	9	9	9	9	9	9	9	10	9	9	9	9	9	9	9	10	9	10	11	
	13	13	12	12	12	13	13	13	13	14	14	14	14	13	13	13	13	13	13	13	14	14	14	15	
	E	E	E	ESE	SE	SE	SE	SSE	SSE	SSE	SSE	SSE	SSE	S	SSE	SSE	SSE	SSE	SE	SE	SSE	SSE	SSE	SSE	

NOTE: This is automated data that may/may not agree with the official BAM thinking that's found on the daily slides. This data should be used as a guide only

Houston Pilots: Fri. 4/12/2024



Forecast Discussion

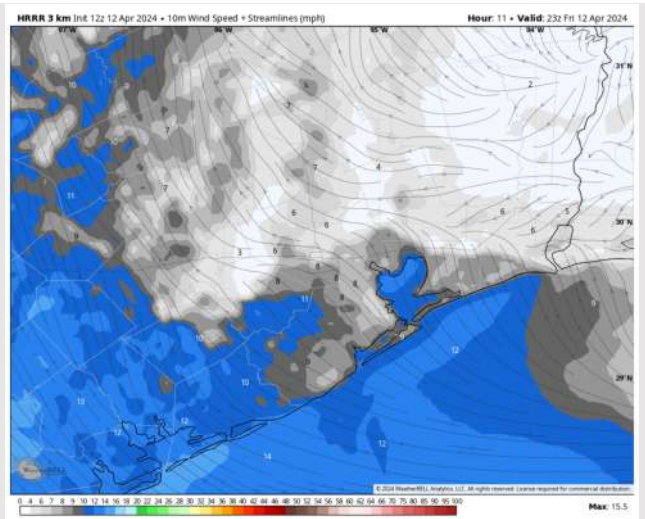
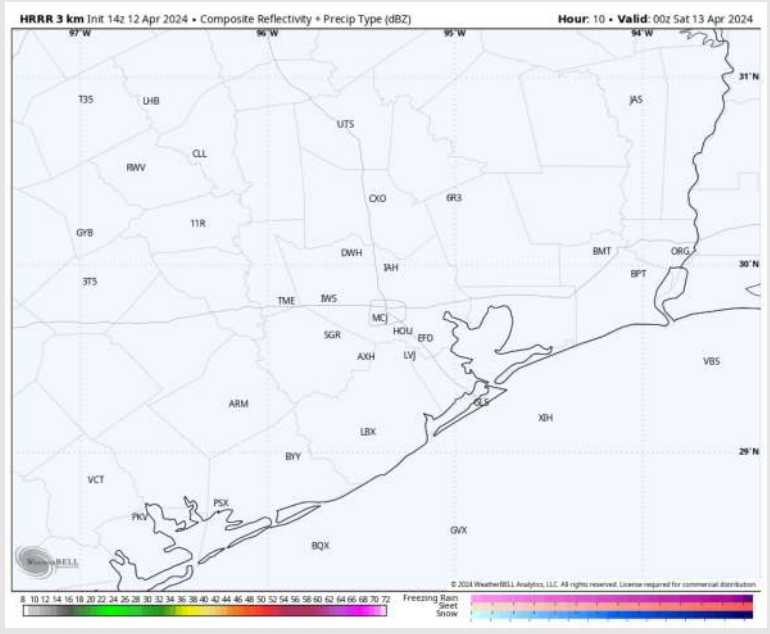
Precip: Dry conditions favored for the rest of the day.

Wind: Easterly winds will gradually shift out of the SE over the next few hours. **N Morgan's Point:** Winds at 3 - 8 kts the entire day. **S of Morgan's Point:** Winds over the Bay will sit at 3 - 8 kts through 5 PM CT, increasing to 10 - 15 kts thereafter. Winds over the Gulf (stations 11/12 to the Boarding Station) will sit at 10 - 15 kts throughout the afternoon.

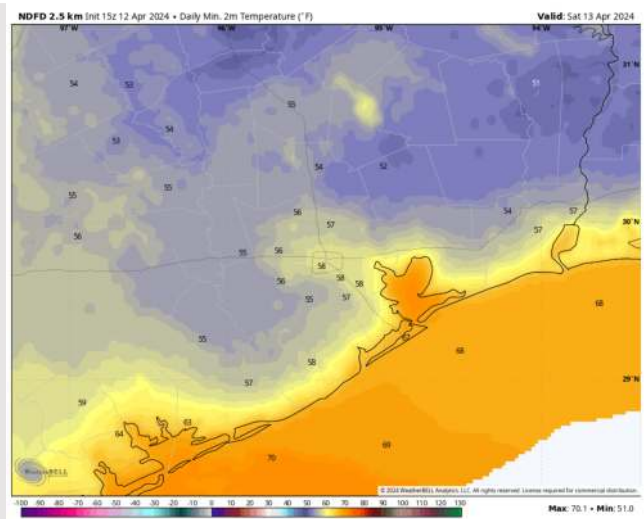
Low Temps: **N of Morgan's Point:** Upper 50 F. **S of Morgan's Point:** Upper 60s F.

Visibility: No visibility concerns for today.

Precip Image: 7 PM CT



Wind Speed:
6 PM CT



Low Temps
SAT AM

Houston Pilots: Sat. 4/13/2024



Forecast Discussion

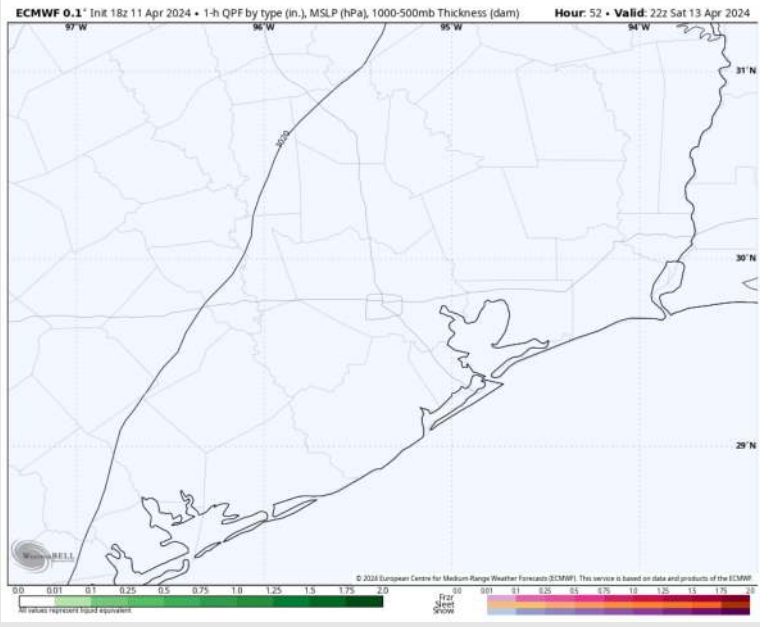
Precip: Anticipating dry conditions for Saturday.

Wind: Winds will be out of the SE throughout the day. **N of Morgan's Point:** Winds at 3-8 kts through most of the day, with an increase to 6-11 kts between 1-8 PM. **S of Morgan's Point:** Winds at 5-10 kts through 1 PM. Winds then gradually increase to 10 - 15 kts by 5 PM. **Gusts of 20 - 25 kts possible after 11 AM for all stations.**

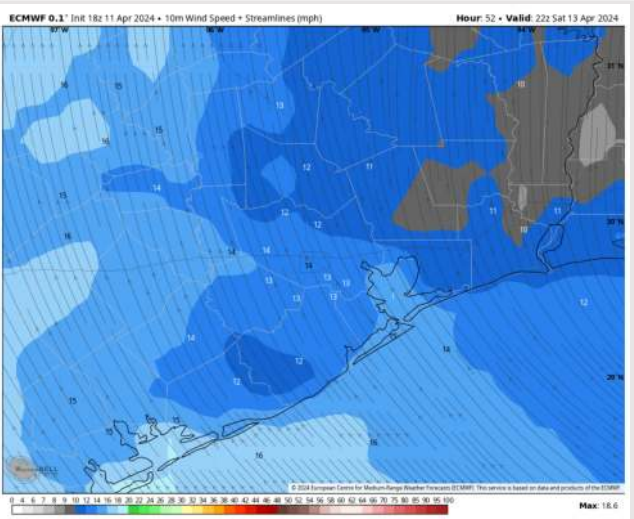
High Temps: **N of Morgan's Point:** Near 80 F. **S of Morgan's Point:** Mid 70s F.

Visibility: Not anticipating any visibility concerns for Saturday.

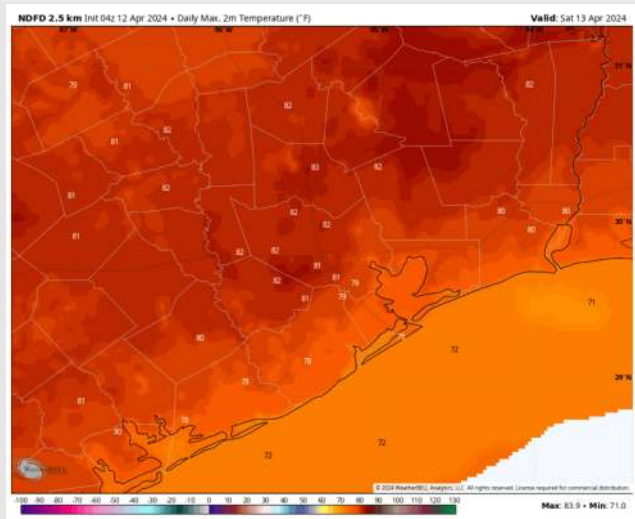
Precip Image: 5 PM CT



Wind Speed:
5 PM CT



High Temps
Saturday



Houston Pilots: Sun. 4/14/2024



Forecast Discussion

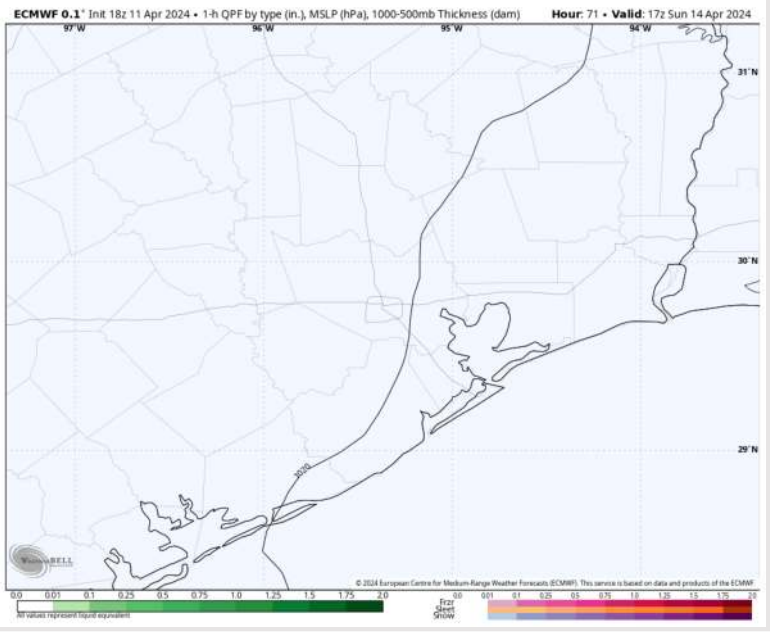
Precip: Favoring dry conditions for Sunday.

Wind: Favoring wind to be out of the S/SE throughout Sunday. **N of Morgan's Point** Winds at 3-8 kts through most of the morning, with an increase to 6-11 kts between 9 AM - 8 PM. Winds then return to 3-8 kts after that time. **S of Morgan's Point:** Winds at 12-17 kts throughout Sunday.

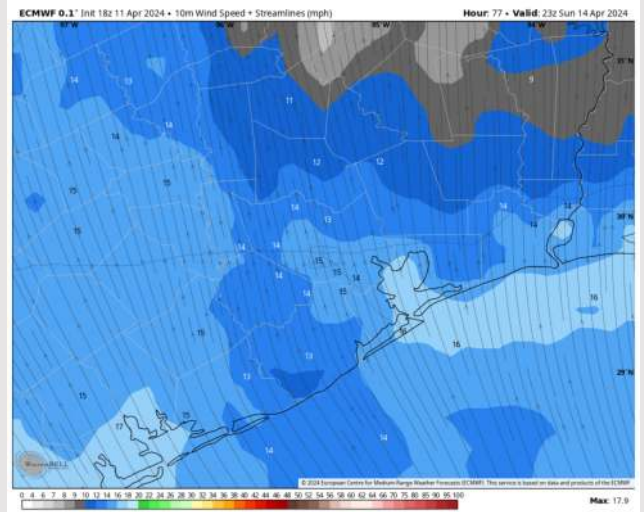
High Temps: **N of Morgan's Point:** Low 80s F **S of Morgan's Point:** Mid-Upper 70s F

Visibility: Not favoring any fog risks for Sunday.

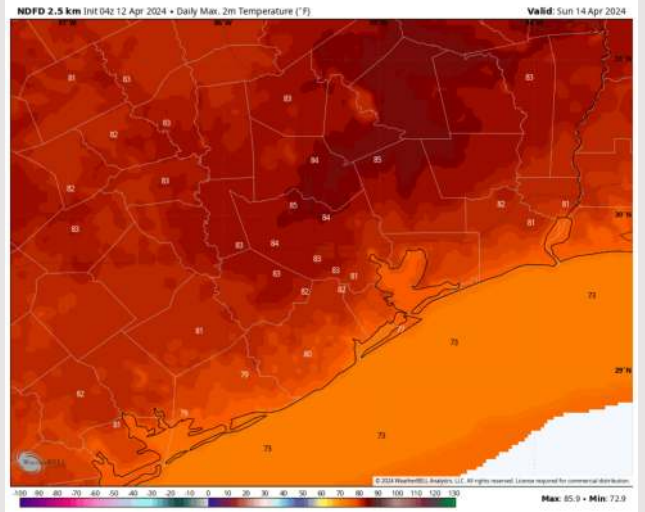
Precip Image: 12 PM CT



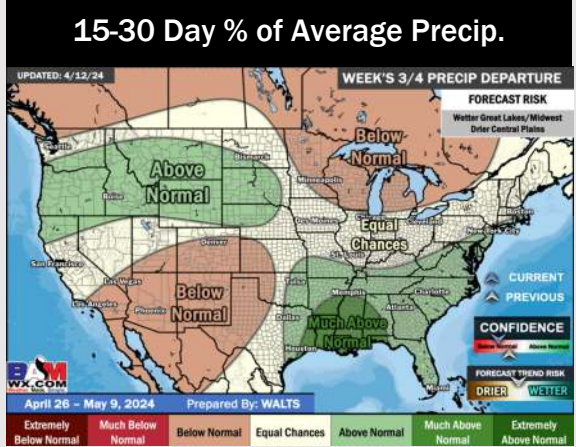
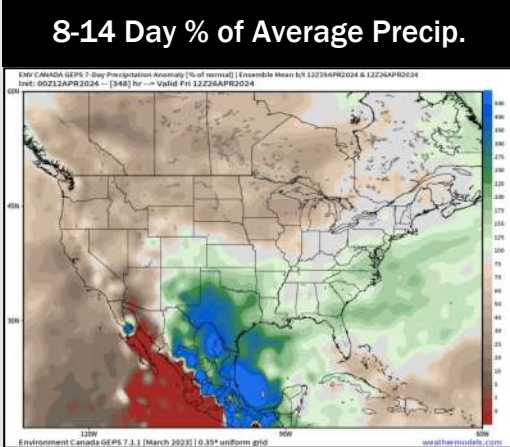

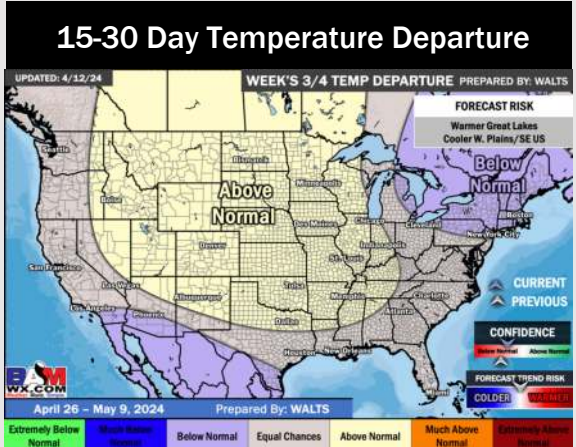
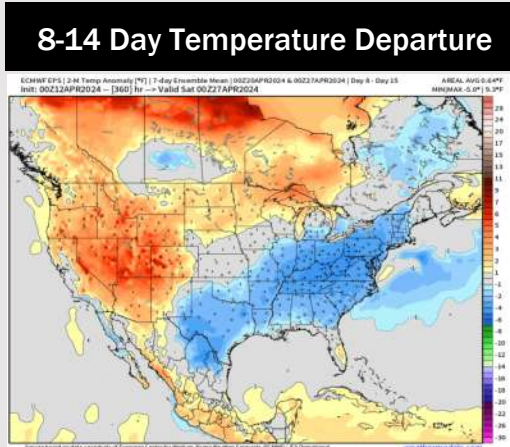
Wind Speed
7 PM CT



High Temps
Sunday



Houston Pilots: 4/12/24



- The next best rain chances will occur early next week. Temps are expected to be above normal for the week 1 timeframe.
- Above normal precipitation chances are at play during the week 2 timeframe. Temps are expected to be below normal.
- Much above normal chances for precipitation are favored in the weeks 3/4 timeframe. Temperatures expected to be near normal for the weeks 3 and 4 timeframe.