

Houston Pilots Forecast Package



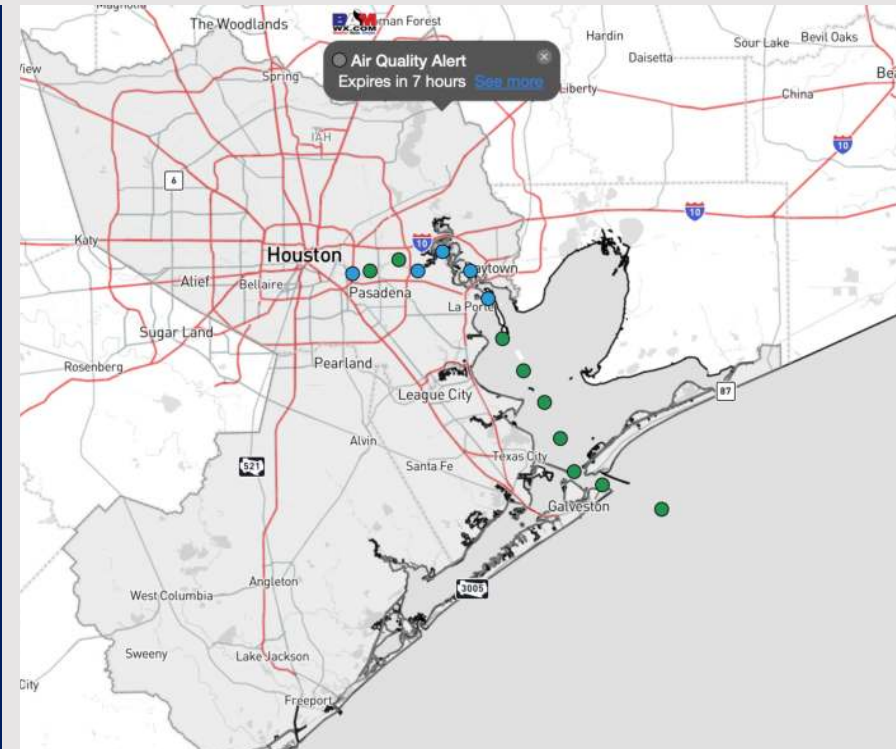
Updated: 12:45 PM CT

Thursday, March 28, 2024

Forecaster: Alyssa Elliott

Weather Headlines

- Favoring a dry weekend overall with rain chances not to return until late SUN / early MON as another front pushes into the area.
- Will need to keep an eye on increasing wave heights as we get into the weekend. So far, no indications of waves exceeding 3.5 ft favored.
- Not favoring fog development for all stations at this time over the next 48 hours.



Current Radar: 12:30 PM CT



As always, please do not hesitate to reach out to us with any forecast questions via the chat option on Clarity or our on-call number, **(317)-560-8122** press 1 for forecast questions.

Houston Pilots Extended Range Visibility Report




Sunday 3/31/24

Fog is not favored for Sunday




Monday 4/1/24

Fog is not favored for Monday.



Tuesday 4/2/24

Fog is not favored for Tuesday.



Chance for Fog

Sunday AM	Unlikely
Sunday PM	Unlikely
Monday AM	Unlikely
Monday PM	Unlikely
Tuesday AM	Unlikely
Tuesday PM	Unlikely

Houston Pilots Visibility Chart (miles)



Forecast Confidence



Time	Wed 3pm	Wed 4pm	Wed 5pm	Wed 6pm	Wed 7pm	Wed 8pm	Wed 9pm	Wed 10pm	Wed 11pm	Thu 12am	Thu 1am	Thu 2am	Thu 3am	Thu 4am	Thu 5am	Thu 6am	Thu 7am	Thu 8am	Thu 9am	Thu 10am	Thu 11am	Thu 12pm	Thu 1pm	Thu 2pm
610 Bridge	10	10	10	10	10	10	10	10	10	10	10	10	10	10	10	10	10	10	10	10	10	10	10	10
Kinder 1	10	10	10	10	10	10	10	10	10	10	10	10	10	10	10	10	10	10	10	10	10	10	10	10
Greens Bayou	10	10	10	10	10	10	10	10	10	10	10	10	10	10	10	10	10	10	10	10	10	10	10	10
Shell Crude	10	10	10	10	10	10	10	10	10	10	10	10	10	10	10	10	10	10	10	10	10	10	10	10
Lynchburg Ferries	10	10	10	10	10	10	10	10	10	10	10	10	10	10	10	10	10	10	10	10	10	10	10	10
Exxon 3	10	10	10	10	10	10	10	10	10	10	10	10	10	10	10	10	10	10	10	10	10	10	10	10
Morgans Point	10	10	10	10	10	10	10	10	10	10	10	10	10	10	10	10	10	10	10	10	10	10	10	10
75/76	10	10	10	10	10	10	10	10	10	10	10	10	10	10	9	9	9	10	10	10	10	10	10	10
63/64	10	10	10	10	10	10	10	10	10	10	10	10	10	10	10	9	9	10	10	10	10	10	10	10
51/52	10	10	10	10	10	10	10	10	10	10	10	10	10	10	10	10	9	10	10	10	10	10	10	10
37/38	10	10	10	10	10	10	10	10	10	10	10	10	10	10	10	10	9	10	10	10	10	10	10	10
25/26	10	10	10	10	10	10	10	10	10	10	10	10	10	10	10	10	10	10	10	10	10	10	10	10
11/12	10	10	10	10	10	10	10	10	10	10	10	10	10	10	10	10	10	10	10	10	10	10	10	10
1 & 2 Bravo	10	10	10	10	10	10	10	10	10	10	10	10	10	10	10	10	10	10	10	10	10	10	10	10

NOTE: This is automated data that may/may not agree with the official BAM thinking that's found on the daily slides or special visibility report slides. This data should be used as a guide only

Houston Pilots Wind Chart



Sustained wind 13 Knots
Gusts 18 Knots
Wind from the N

Example

WS: 13
G:18
N

Time Knots	Thu 12pm	Thu 1pm	Thu 2pm	Thu 3pm	Thu 4pm	Thu 5pm	Thu 6pm	Thu 7pm	Thu 8pm	Thu 9pm	Thu 10pm	Thu 11pm	Fri 12am	Fri 1am	Fri 2am	Fri 3am	Fri 4am	Fri 5am	Fri 6am	Fri 7am	Fri 8am	Fri 9am	Fri 10am	Fri 11am
610 Bridge	4	3	3	4	5	6	8	8	7	7	6	5	5	6	5	5	5	5	5	5	5	6	9	11
	6	5	6	9	10	11	12	12	12	13	12	11	11	12	11	11	10	10	9	9	10	13	17	19
	E	E	E	ESE	ESE	SE	SE	SSE	SSE	S	S	S	S	S	S	SSE	SSE	SSE	SSE	SSE	SSE	SSE	SSE	SSE
Kinder 1	4	3	3	4	5	7	8	8	7	7	5	5	5	5	5	5	5	5	5	5	5	6	9	10
	6	5	6	9	10	11	12	12	12	13	12	11	11	11	11	10	10	9	9	10	13	17	19	
	E	E	E	ESE	ESE	SE	SE	SSE	SSE	S	S	S	S	S	SSE	SSE	SSE	SSE	SSE	SSE	SSE	SSE	SSE	SSE
Greens Bayou	4	4	4	5	5	7	7	7	7	7	5	5	5	5	5	5	5	5	5	5	5	7	9	10
	6	5	7	9	9	11	11	11	12	12	11	11	10	11	10	10	9	9	11	13	17	19		
	E	E	ESE	SE	SE	SE	SE	SSE	SSE	SSE	SSE	S	S	S	SSE	SSE	SSE	SSE	SSE	SSE	SSE	SSE	SSE	SSE
Shell Crude	4	4	5	5	5	7	7	7	7	7	5	5	5	5	5	5	5	5	5	5	7	9	10	
	6	6	7	9	10	11	11	11	12	11	11	10	11	11	10	10	9	10	11	13	17	19		
	E	E	ESE	ESE	SE	SE	SE	SSE	SSE	SSE	SSE	S	S	S	S	SSE	SSE	SSE	SSE	SSE	SSE	SSE	SSE	SSE
Lynchburg Ferries	3	3	4	5	6	7	8	7	7	7	5	5	5	5	5	5	5	5	5	5	7	9	11	
	6	5	6	9	10	11	12	12	13	11	11	10	10	11	11	10	9	9	11	13	17	19		
	ESE	ESE	SE	SE	SE	SE	SSE	SSE	SSE	SSE	S	S	S	S	S	SSE	SSE	SSE	SSE	SSE	SSE	SSE	SSE	SSE
Exxon 3	4	3	5	5	7	8	9	9	9	9	8	7	7	7	7	7	7	7	7	7	9	12	13	
	7	7	8	10	11	12	13	14	13	13	12	12	12	11	11	12	12	11	11	11	12	14	17	19
	E	SE	SE	SE	SE	SE	SSE	SSE	SSE	S	S	S	S	S	S	S	SSE	SSE	SSE	SSE	SSE	SSE	SSE	SSE
Morgans Point	4	4	5	6	7	9	9	10	9	9	9	9	8	7	7	7	8	7	7	9	10	12	12	
	7	7	8	9	11	13	13	15	14	13	13	13	12	12	12	12	12	11	12	13	15	17	19	
	ESE	ESE	SE	SE	SE	SE	SSE	SSE	SSE	S	S	S	S	S	S	SSE	SSE	SSE	SSE	SSE	SSE	SSE	SSE	SSE
75/76	5	5	5	7	9	12	13	13	13	13	13	13	13	13	13	13	13	13	13	13	14	15	15	15
	8	9	10	11	13	17	19	20	20	19	18	19	19	18	19	19	18	19	19	19	21	21	22	21
	E	ESE	SE	SE	SE	SSE	SSE	SSE	SSE	SSE	S	S	S	S	S	S	SSE	SSE	SSE	SSE	SSE	SSE	SSE	SSE
63/64	5	5	5	7	9	11	12	13	13	12	12	13	13	12	13	13	12	13	13	13	14	14	15	15
	8	9	10	11	13	15	18	18	19	18	17	18	18	18	18	18	17	18	19	20	21	21	21	
	E	ESE	SE	SE	SE	SSE	SSE	SSE	SSE	SSE	S	S	S	S	S	S	SSE	SSE	SSE	SSE	SSE	SSE	SSE	SSE
51/52	5	5	5	7	9	9	11	11	11	11	11	11	11	11	11	12	12	12	12	13	13	14	14	14
	8	9	9	11	12	13	15	16	16	15	15	16	17	16	17	17	17	18	18	20	21	21	21	
	E	E	ESE	SE	SE	SSE	SSE	SSE	SSE	SSE	SSE	SSE	S	S	S	S	SSE	SSE	SSE	SSE	SSE	SSE	SSE	SSE
37/38	5	5	5	7	9	9	10	11	10	10	10	11	11	11	11	11	12	12	12	12	13	14	14	14
	8	9	9	11	12	13	14	16	14	14	14	16	16	16	17	16	17	17	17	18	19	20	21	21
	E	E	ESE	SE	SE	SE	SSE	SSE	SSE	SSE	SSE	SSE	SSE	S	S	S	SSE	SSE	SSE	SSE	SSE	SSE	SSE	SSE
25/26	6	7	7	8	9	9	9	10	9	9	9	10	11	10	11	11	11	11	11	11	13	13	14	14
	9	9	9	11	12	13	14	15	13	13	13	14	15	14	15	15	16	16	16	16	18	19	20	21
	ENE	E	ESE	ESE	SE	SE	SSE	SSE	SSE	SSE	SSE	SSE	SSE	S	S	S	SSE	SSE	SSE	SSE	SSE	SSE	SSE	SSE
11/12	7	7	7	7	8	9	9	9	8	8	8	8	9	9	9	9	9	9	9	10	11	11	12	13
	10	10	10	11	11	13	13	12	12	12	12	12	13	13	13	13	13	14	14	15	17	18	19	19
	E	E	ESE	ESE	SE	SE	SSE	SSE	SSE	SSE	SSE	SSE	SSE	SSE	SSE	S	S	SSE	SSE	SSE	SSE	SSE	SSE	SSE
1 & 2 Bravo	7	7	7	7	7	9	9	9	9	9	10	11	11	11	12	12	12	12	13	12	13	13	14	14
	10	10	9	11	11	13	13	14	13	14	14	16	16	16	17	17	17	17	18	18	19	19	20	20
	ENE	E	E	ESE	SE	SE	SE	SSE	SSE	SSE	SSE	SSE	SSE	SSE	SSE	S	SSE	SSE	SSE	SSE	SSE	SSE	SSE	SSE

NOTE: This is automated data that may/may not agree with the official BAM thinking that's found on the daily slides. This data should be used as a guide only

Houston Pilots: Thu. 3/28/2024



Forecast Discussion

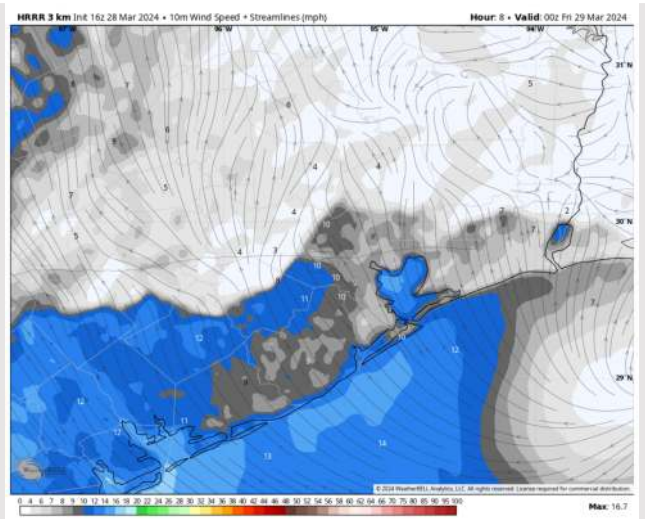
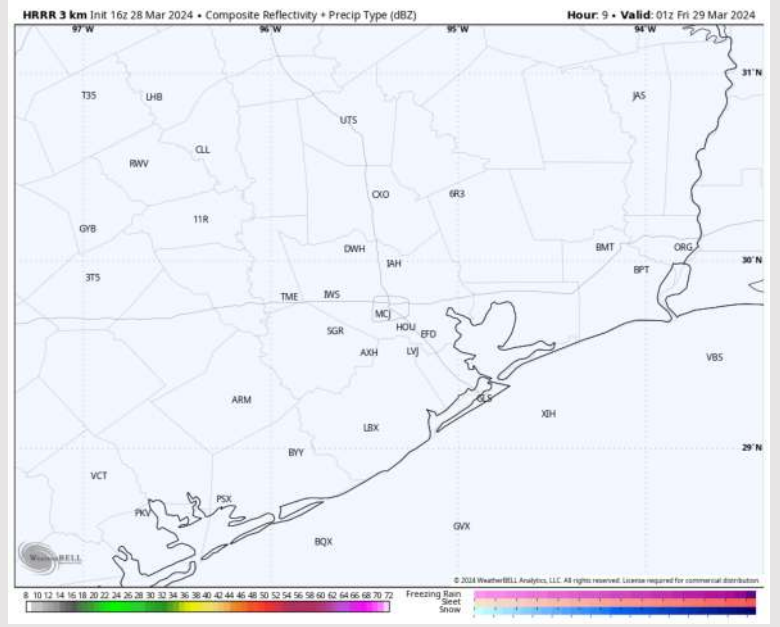
Precip: Favoring dry conditions for the remainder of today.

Wind: Winds are shifting out of the SE and will continue in this direction for the rest of the day. **N Morgan's Point:** Winds at 2 - 7 kts for the remainder of the day. **S of Morgan's Point:** Winds at 10 - 15 kts for the rest of the day with winds slightly increasing to 18 kts by 10 PM.

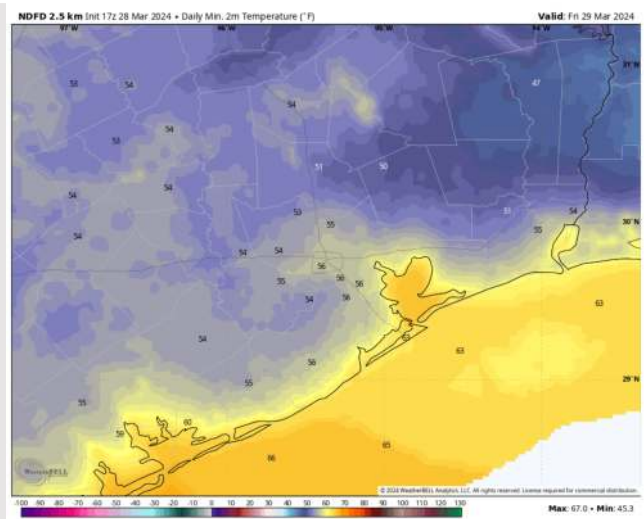
Low Temps: **N of Morgan's Point:** Mid 50s F. **S of Morgan's Point:** Low to Mid 60s F.

Visibility: No anticipating any visibility concerns for the rest of the day.

Precip Image: 8 PM CT



Wind Speed:
7 PM CT



Low Temps
FRI AM

Houston Pilots: Fri. 3/29/2024



Forecast Discussion

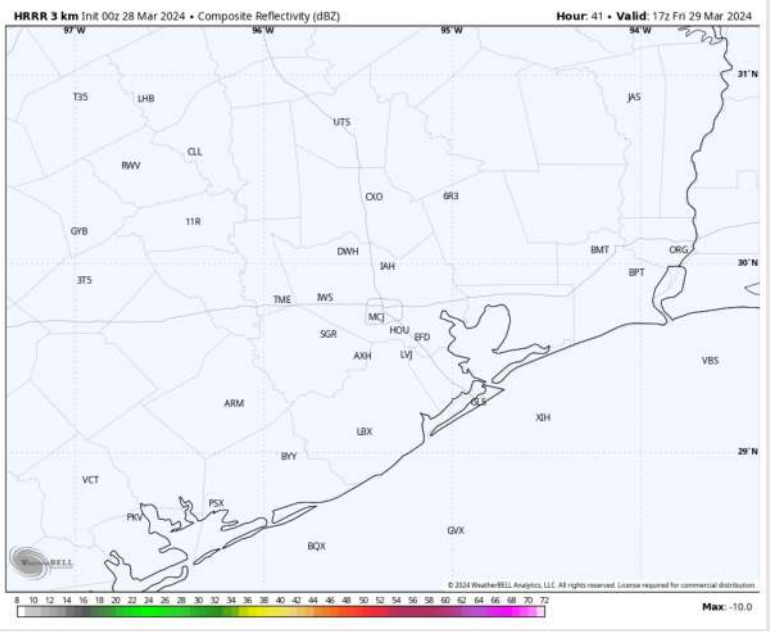
Precip: Favoring dry conditions for Friday.

Wind: Brisk winds out of the SE will continue. Anticipating to shift out of the NW to begin by 8PM. **N of Morgan's Point:** Winds at 3-8 kts through 11AM before increasing to 7 – 12kts for the remainder of the day. **S of Morgan's Point:** Winds at 8 – 13 kts through 10 AM, before increasing to 13 – 18 kts for the remainder of the day. **Gusts of up to 28kts can't be ruled out for 11/12 and the boarding station beyond 5PM.**

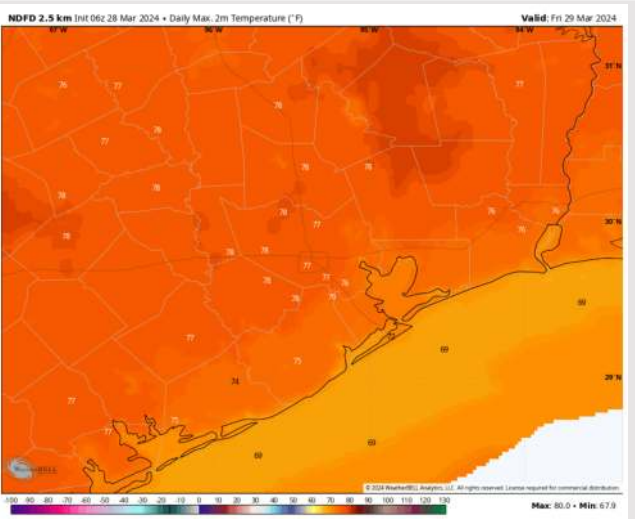
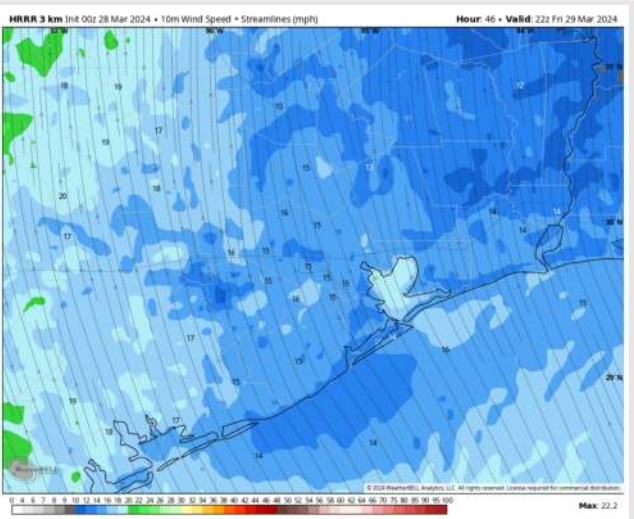
High Temps: **N of Morgan's Point:** Mid to Upper 70s F. **S of Morgan's Point:** Upper 60s F – Lower 70s

Visibility: Fog concerns not favored for Friday.

Precip Image: 12 PM CT



Wind Speed:
5 PM CT



High Temps
Friday

Houston Pilots: Sat. 3/30/2024



Forecast Discussion

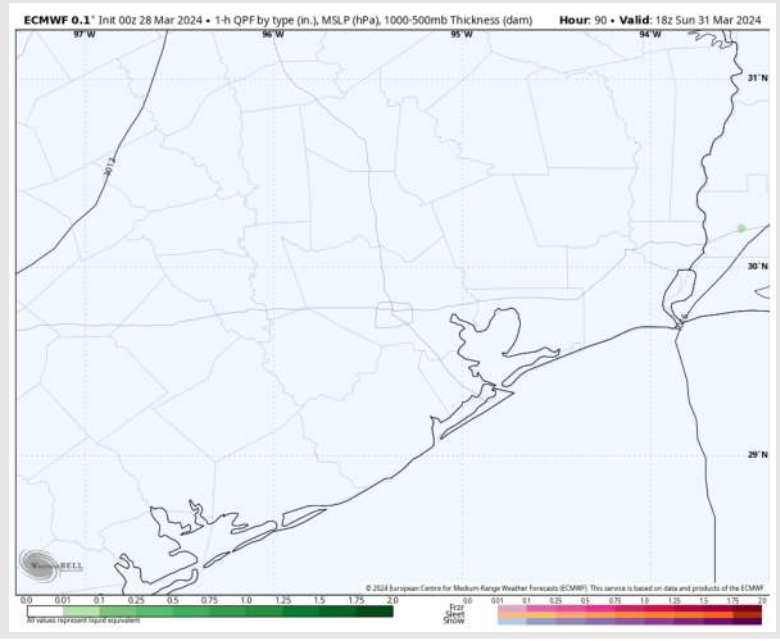
Precip: Favoring dry conditions for Saturday.

Wind: Winds will be out of the S/SE for the entire day. **N Morgan's Point:** Winds 3 – 8 kts through 3PM before becoming 7 – 10 kts for the remainder of the day. **S of Morgan's Point:** Winds to at 13 – 18 kts for the entire day.

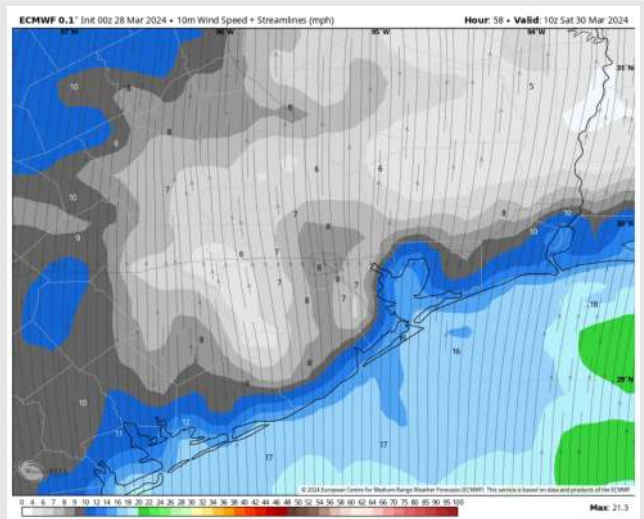
High Temps: **N of Morgan's Point:** Upper 70s F. **S of Morgan's Point:** Low 70s F

Visibility: Not favoring fog concerns despite southeasterly winds for Saturday at this time.

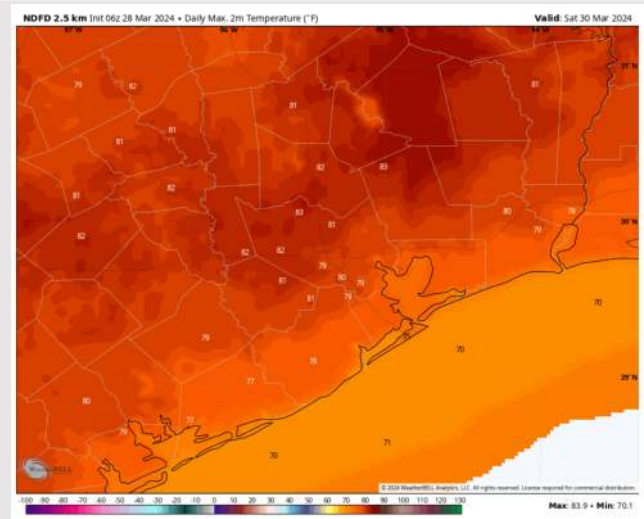
Precip Image: 1 PM CT



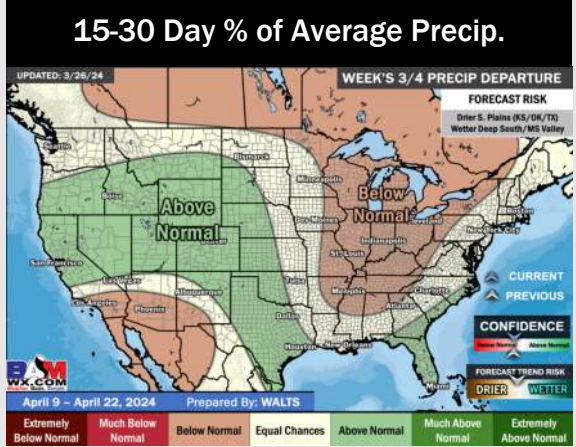
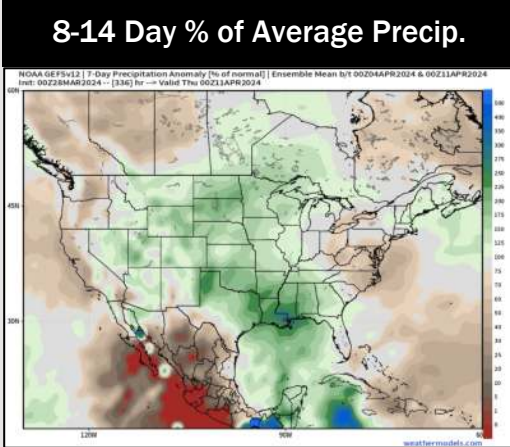
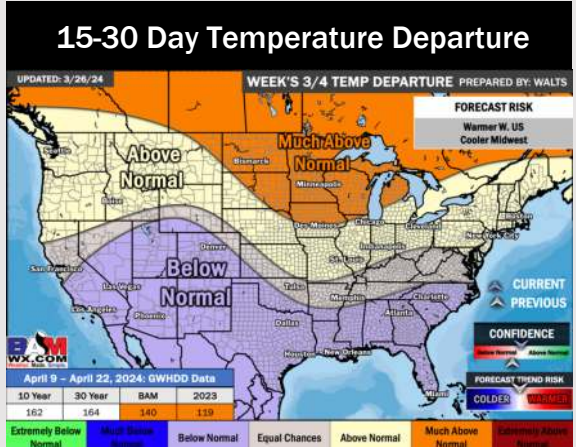
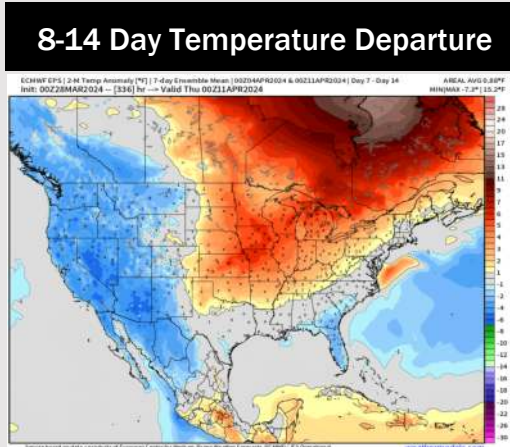
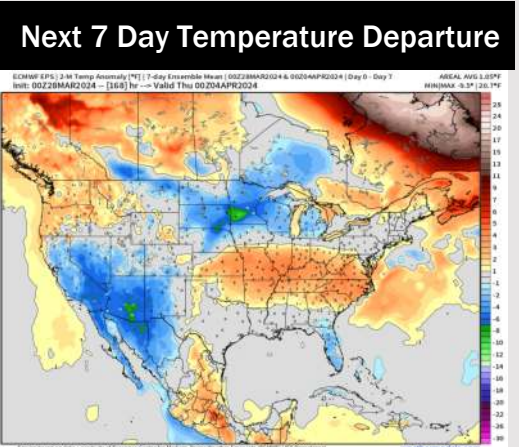
Wind Speed
5 AM CT



High Temps
Saturday



Houston Pilots: 3/28/24



- A dry weekend ahead with light rain chances beginning to push in late Sunday through Tuesday. Temps are expected near normal / seasonable to end March.
- Above normal precipitation chances are at play during the week 2 timeframe. Temps are expected to be near normal.
- Slightly above normal chances for precipitation are favored in the weeks 3/4 timeframe. Temperatures expected to be below normal.