

Houston Pilots Forecast Package



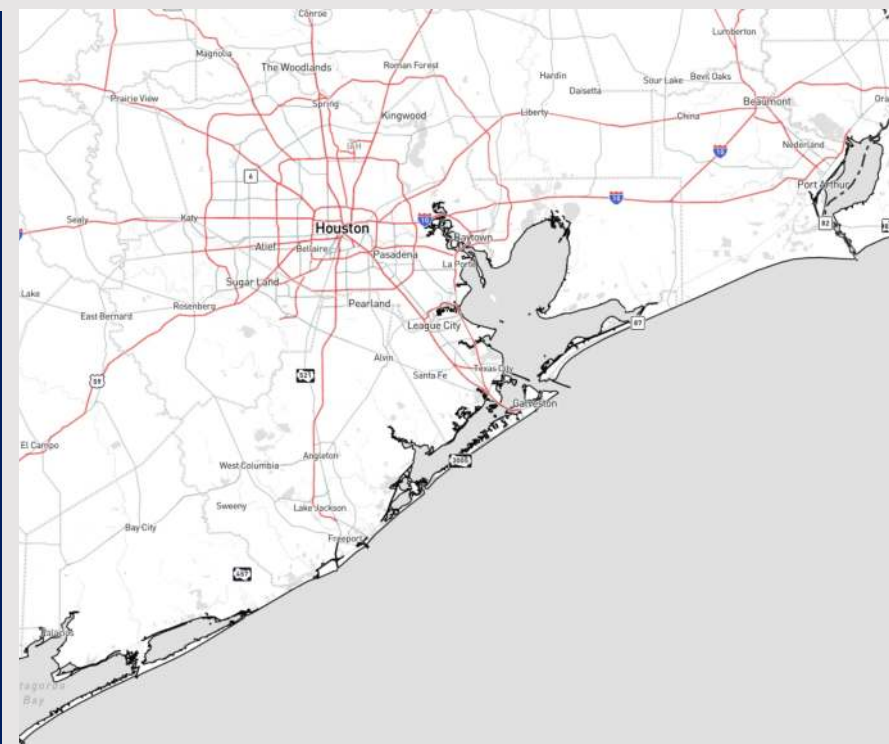
Updated: 1:40 AM CT

Thursday, March 28, 2024

Forecaster: John Kemper

Weather Headlines

- Favoring a dry weekend overall with rain chances not to return until next Monday – Tuesday as another front pushes into the area.
- Will need to keep an eye on increasing wave heights as we get into the weekend. So far, no indications of 4ft+ at present.
- Not favoring fog development for all stations at this time over the next 48 hours.



Current Radar: 1:25 AM CT



As always, please do not hesitate to reach out to us with any forecast questions via the chat option on Clarity or our on-call number, **(317)-560-8122** press 1 for forecast questions.

Houston Pilots Extended Range Visibility Report




Sunday 3/31/24

Fog is not favored for Sunday




Monday 4/1/24

Fog is not favored for Monday.



Tuesday 4/2/24

Fog is not favored for Tuesday.



Chance for Fog

| | |
|------------|----------|
| Sunday AM | Unlikely |
| Sunday PM | Unlikely |
| Monday AM | Unlikely |
| Monday PM | Unlikely |
| Tuesday AM | Unlikely |
| Tuesday PM | Unlikely |

Houston Pilots Visibility Chart (miles)



| Time | Thu 2am | Thu 3am | Thu 4am | Thu 5am | Thu 6am | Thu 7am | Thu 8am | Thu 9am | Thu 10am | Thu 11am | Thu 12pm | Thu 1pm | Thu 2pm | Thu 3pm | Thu 4pm | Thu 5pm | Thu 6pm | Thu 7pm | Thu 8pm | Thu 9pm | Thu 10pm | Thu 11pm | Fri 12am | Fri 1am |
|-------------------|---------|---------|---------|---------|---------|---------|---------|---------|----------|----------|----------|---------|---------|---------|---------|---------|---------|---------|---------|---------|----------|----------|----------|---------|
| 610 Bridge | 10 | 10 | 10 | 10 | 10 | 10 | 10 | 10 | 10 | 10 | 10 | 10 | 10 | 10 | 10 | 10 | 10 | 10 | 10 | 10 | 10 | 10 | 10 | 10 |
| Kinder 1 | 10 | 10 | 10 | 10 | 10 | 10 | 10 | 10 | 10 | 10 | 10 | 10 | 10 | 10 | 10 | 10 | 10 | 10 | 10 | 10 | 10 | 10 | 10 | 10 |
| Greens Bayou | 10 | 10 | 10 | 10 | 10 | 10 | 10 | 10 | 10 | 10 | 10 | 10 | 10 | 10 | 10 | 10 | 10 | 10 | 10 | 10 | 10 | 10 | 10 | 10 |
| Shell Crude | 10 | 10 | 10 | 10 | 10 | 10 | 10 | 10 | 10 | 10 | 10 | 10 | 10 | 10 | 10 | 10 | 10 | 10 | 10 | 10 | 10 | 10 | 10 | 10 |
| Lynchburg Ferries | 10 | 10 | 10 | 10 | 10 | 10 | 10 | 10 | 10 | 10 | 10 | 10 | 10 | 10 | 10 | 10 | 10 | 10 | 10 | 10 | 10 | 10 | 10 | 10 |
| Exxon 3 | 10 | 10 | 10 | 10 | 10 | 10 | 10 | 10 | 10 | 10 | 10 | 10 | 10 | 10 | 10 | 10 | 10 | 10 | 10 | 10 | 10 | 10 | 10 | 10 |
| Morgans Point | 10 | 10 | 10 | 10 | 10 | 10 | 10 | 10 | 10 | 10 | 10 | 10 | 10 | 10 | 10 | 10 | 10 | 10 | 10 | 10 | 10 | 10 | 10 | 10 |
| 75/76 | 10 | 10 | 10 | 10 | 10 | 10 | 10 | 10 | 10 | 10 | 10 | 10 | 10 | 10 | 10 | 10 | 10 | 10 | 10 | 10 | 10 | 10 | 10 | 10 |
| 63/64 | 10 | 10 | 10 | 10 | 10 | 10 | 10 | 10 | 10 | 10 | 10 | 10 | 10 | 10 | 10 | 10 | 10 | 10 | 10 | 10 | 10 | 10 | 10 | 10 |
| 51/52 | 10 | 10 | 10 | 10 | 10 | 10 | 10 | 10 | 10 | 10 | 10 | 10 | 10 | 10 | 10 | 10 | 10 | 10 | 10 | 10 | 10 | 10 | 10 | 10 |
| 37/38 | 10 | 10 | 10 | 10 | 10 | 10 | 10 | 10 | 10 | 10 | 10 | 10 | 10 | 10 | 10 | 10 | 10 | 10 | 10 | 10 | 10 | 10 | 10 | 10 |
| 25/26 | 10 | 10 | 10 | 10 | 10 | 10 | 10 | 10 | 10 | 10 | 10 | 10 | 10 | 10 | 10 | 10 | 10 | 10 | 10 | 10 | 10 | 10 | 10 | 10 |
| 11/12 | 10 | 10 | 10 | 10 | 10 | 10 | 10 | 10 | 10 | 10 | 10 | 10 | 10 | 10 | 10 | 10 | 10 | 10 | 10 | 10 | 10 | 10 | 10 | 10 |
| 1 & 2 Bravo | 10 | 10 | 10 | 10 | 10 | 10 | 10 | 10 | 10 | 10 | 10 | 10 | 10 | 10 | 10 | 10 | 10 | 10 | 10 | 10 | 10 | 10 | 10 | 10 |

NOTE: This is automated data that may/may not agree with the official BAM thinking that's found on the daily slides or special visibility report slides. This data should be used as a guide only

Houston Pilots Wind Chart



Forecast Confidence



Example

Sustained wind 13 Knots
Gusts 18 Knots
Wind from the N

WS: 13
G:18
N

| Time Knots | Thu 2am | Thu 3am | Thu 4am | Thu 5am | Thu 6am | Thu 7am | Thu 8am | Thu 9am | Thu 10am | Thu 11am | Thu 12pm | Thu 1pm | Thu 2pm | Thu 3pm | Thu 4pm | Thu 5pm | Thu 6pm | Thu 7pm | Thu 8pm | Thu 9pm | Thu 10pm | Thu 11pm | Fri 12am | Fri 1am |
|-------------------|---------|---------|---------|---------|---------|---------|---------|---------|----------|----------|----------|---------|---------|---------|---------|---------|---------|---------|---------|---------|----------|----------|----------|---------|
| 610 Bridge | 1 | 2 | 2 | 2 | 2 | 3 | 2 | 3 | 4 | 5 | 4 | 3 | 4 | 5 | 5 | 6 | 8 | 8 | 8 | 7 | 7 | 5 | 5 | 5 |
| | 2 | 3 | 3 | 4 | 4 | 4 | 4 | 5 | 7 | 6 | 6 | 6 | 7 | 10 | 9 | 11 | 12 | 12 | 13 | 13 | 11 | 11 | 11 | 11 |
| Kinder 1 | 1 | 1 | 2 | 2 | 2 | 3 | 2 | 3 | 4 | 5 | 4 | 4 | 4 | 5 | 5 | 7 | 8 | 8 | 7 | 7 | 7 | 5 | 5 | 5 |
| | 3 | 3 | 4 | 4 | 4 | 4 | 4 | 5 | 8 | 6 | 7 | 6 | 7 | 10 | 9 | 11 | 12 | 12 | 13 | 13 | 11 | 11 | 11 | 12 |
| Greens Bayou | 1 | 1 | 2 | 2 | 2 | 3 | 2 | 3 | 4 | 4 | 4 | 4 | 4 | 5 | 5 | 7 | 7 | 7 | 7 | 7 | 7 | 5 | 5 | 5 |
| | 3 | 3 | 4 | 4 | 4 | 4 | 4 | 6 | 8 | 6 | 6 | 6 | 7 | 10 | 9 | 11 | 11 | 11 | 13 | 12 | 11 | 10 | 10 | 11 |
| Shell Crude | 1 | 1 | 2 | 2 | 2 | 3 | 2 | 3 | 4 | 4 | 4 | 4 | 5 | 5 | 5 | 7 | 7 | 7 | 7 | 7 | 7 | 5 | 5 | 5 |
| | 3 | 3 | 4 | 4 | 4 | 4 | 4 | 6 | 8 | 6 | 6 | 6 | 7 | 9 | 9 | 11 | 11 | 12 | 13 | 12 | 11 | 10 | 10 | 10 |
| Lynchburg Ferries | 1 | 1 | 2 | 2 | 2 | 3 | 2 | 3 | 4 | 4 | 4 | 3 | 4 | 5 | 6 | 7 | 8 | 7 | 7 | 7 | 7 | 5 | 5 | 5 |
| | 3 | 3 | 4 | 4 | 4 | 4 | 4 | 6 | 8 | 7 | 6 | 6 | 7 | 10 | 10 | 11 | 12 | 12 | 13 | 12 | 11 | 10 | 10 | 10 |
| Exxon 3 | 1 | 1 | 3 | 3 | 3 | 3 | 3 | 4 | 5 | 5 | 5 | 4 | 5 | 5 | 7 | 8 | 9 | 10 | 9 | 9 | 9 | 7 | 7 | 6 |
| | 4 | 4 | 4 | 4 | 5 | 5 | 4 | 7 | 8 | 8 | 8 | 7 | 9 | 10 | 11 | 13 | 13 | 15 | 14 | 13 | 13 | 11 | 11 | 10 |
| Morgans Point | 2 | 2 | 3 | 3 | 3 | 3 | 3 | 4 | 5 | 4 | 5 | 4 | 5 | 6 | 7 | 8 | 9 | 10 | 10 | 9 | 9 | 8 | 8 | 7 |
| | 4 | 4 | 4 | 4 | 5 | 6 | 5 | 7 | 8 | 8 | 8 | 7 | 9 | 10 | 11 | 12 | 13 | 15 | 14 | 13 | 13 | 12 | 12 | 11 |
| 75/76 | 4 | 4 | 5 | 7 | 7 | 7 | 6 | 7 | 8 | 7 | 6 | 5 | 5 | 7 | 9 | 12 | 13 | 14 | 14 | 13 | 13 | 13 | 13 | 12 |
| | 6 | 6 | 7 | 9 | 10 | 10 | 9 | 10 | 12 | 11 | 9 | 9 | 11 | 12 | 14 | 17 | 19 | 20 | 21 | 19 | 18 | 18 | 19 | 17 |
| 63/64 | 4 | 4 | 5 | 6 | 7 | 6 | 6 | 7 | 7 | 7 | 6 | 5 | 5 | 7 | 9 | 11 | 13 | 13 | 13 | 13 | 11 | 12 | 13 | 11 |
| | 6 | 6 | 7 | 9 | 9 | 9 | 9 | 10 | 11 | 11 | 9 | 9 | 10 | 11 | 13 | 15 | 18 | 19 | 19 | 18 | 17 | 18 | 18 | 16 |
| 51/52 | 4 | 4 | 5 | 5 | 5 | 6 | 6 | 7 | 7 | 7 | 7 | 5 | 6 | 7 | 9 | 9 | 11 | 11 | 11 | 11 | 11 | 11 | 11 | 11 |
| | 5 | 5 | 7 | 8 | 8 | 8 | 9 | 9 | 10 | 10 | 10 | 10 | 10 | 11 | 13 | 13 | 15 | 16 | 16 | 15 | 15 | 16 | 16 | 15 |
| 37/38 | 4 | 3 | 5 | 5 | 5 | 5 | 5 | 7 | 7 | 7 | 7 | 6 | 7 | 7 | 9 | 9 | 10 | 11 | 10 | 10 | 9 | 11 | 11 | 11 |
| | 5 | 5 | 6 | 7 | 7 | 8 | 8 | 10 | 11 | 10 | 10 | 10 | 10 | 11 | 13 | 13 | 15 | 16 | 15 | 15 | 14 | 15 | 16 | 15 |
| 25/26 | 4 | 3 | 5 | 4 | 5 | 5 | 5 | 7 | 7 | 7 | 7 | 7 | 7 | 8 | 9 | 9 | 10 | 10 | 9 | 9 | 9 | 9 | 10 | 9 |
| | 5 | 5 | 6 | 6 | 7 | 8 | 8 | 10 | 10 | 10 | 11 | 11 | 10 | 11 | 13 | 13 | 14 | 15 | 13 | 13 | 13 | 14 | 15 | 14 |
| 11/12 | 3 | 3 | 4 | 3 | 4 | 5 | 5 | 6 | 7 | 7 | 8 | 7 | 7 | 7 | 8 | 9 | 8 | 9 | 8 | 8 | 7 | 8 | 8 | 8 |
| | 5 | 4 | 5 | 5 | 5 | 6 | 6 | 8 | 10 | 11 | 12 | 11 | 11 | 11 | 11 | 13 | 12 | 12 | 12 | 12 | 11 | 12 | 12 | 12 |
| 1 & 2 Bravo | 5 | 6 | 6 | 6 | 6 | 7 | 7 | 7 | 9 | 9 | 8 | 8 | 7 | 7 | 7 | 9 | 9 | 9 | 9 | 10 | 10 | 10 | 11 | 11 |
| | 8 | 9 | 9 | 9 | 9 | 10 | 9 | 11 | 13 | 13 | 12 | 11 | 10 | 11 | 10 | 13 | 13 | 13 | 13 | 14 | 15 | 15 | 16 | 15 |

NOTE: This is automated data that may/may not agree with the official BAM thinking that's found on the daily slides. This data should be used as a guide only

Houston Pilots: Thu. 3/28/2024



Forecast Discussion

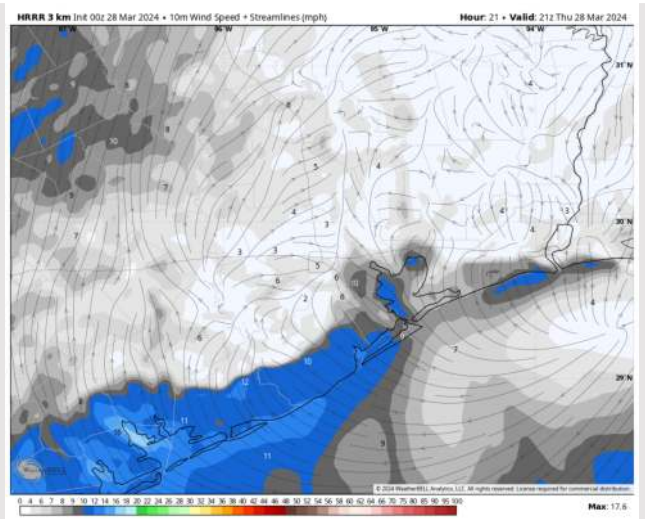
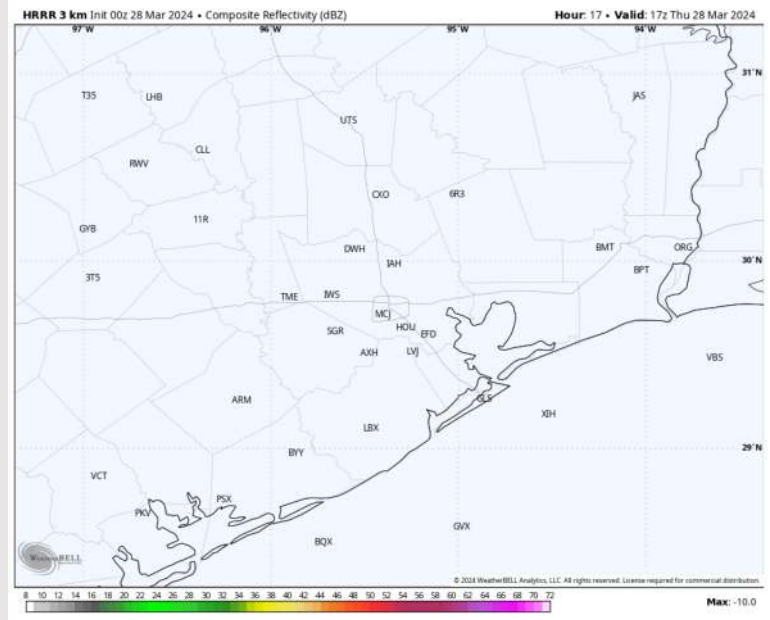
Precip: Favoring dry conditions for the remainder of today as shower activity has remained to the north / dissipated.

Wind: Winds will start out variable before being out of the NW by 6 AM. From 6 AM to 5 PM, winds will gradually veer clockwise before settling out of the S beyond 7 PM. **N Morgan's Point:** Winds at 3-8 kts the entire day. **S of Morgan's Point:** Winds at 4-8 kts through 5 PM before increasing to 7-12 kts the rest of the evening.

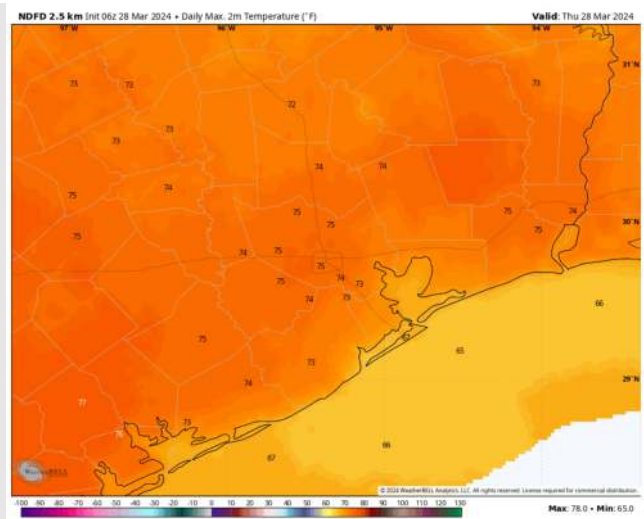
High Temps: **N of Morgan's Point:** Mid/Upper 70s F. **S of Morgan's Point:** Mid to upper 60s F.

Visibility: Latest data continues to favor patchy fog risks to remain to the southwest of all stations.

Precip Image: 12 PM CT



Wind Speed:
4 PM CT



High Temps
Today

Houston Pilots: Fri. 3/29/2024



Forecast Discussion

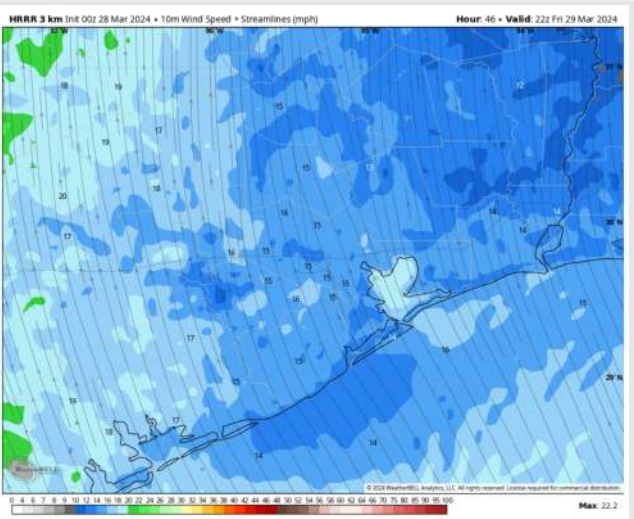
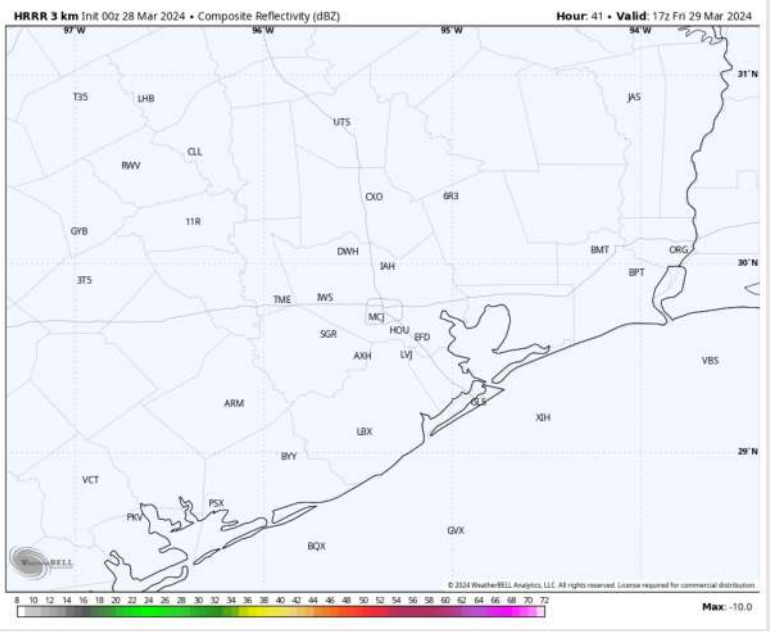
Precip: Favoring dry conditions for Friday.

Wind: Brisk winds out of the SE will continue. Anticipating to shift out of the NW to begin by 8PM. **N of Morgan's Point:** Winds at 3-8 kts through 11AM before increasing to 7 – 12kts for the remainder of the day. **S of Morgan's Point:** Winds at 8 – 13 kts through 10 AM, before increasing to 13 – 18 kts for the remainder of the day. **Gusts of up to 25kts can't be ruled out for 11/12 and the boarding station beyond 5PM.**

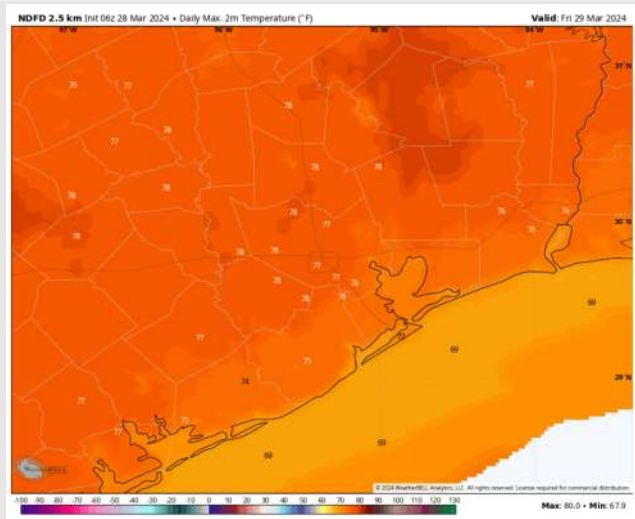
High Temps: **N of Morgan's Point:** Mid to Upper 70s F. **S of Morgan's Point:** Upper 60s F – Lower 70s

Visibility: Fog concerns not favored for Friday.

Precip Image: 12 PM CT



Wind Speed:
5 PM CT



High Temps
Friday

Houston Pilots: Sat. 3/30/2024



Forecast Discussion

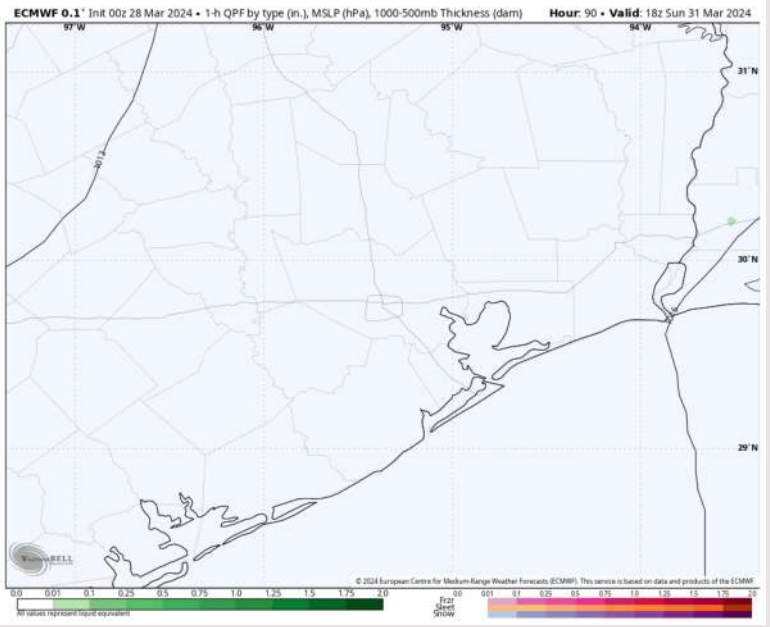
Precip: Favoring dry conditions for Saturday.

Wind: Winds will be out of the S/SE for the entire day. **N Morgan's Point:** Winds 3 – 8 kts through 3PM before becoming 7 – 10 kts for the remainder of the day. **S of Morgan's Point:** Winds to at 13 – 18 kts for the entire day.

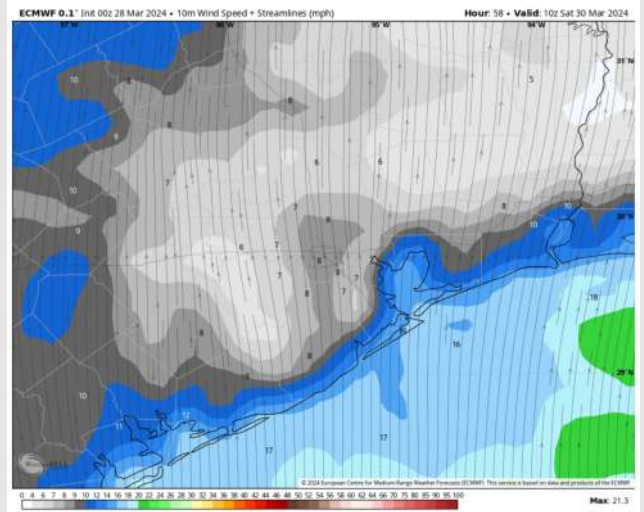
High Temps: **N of Morgan's Point:** Upper 70s F. **S of Morgan's Point:** Low 70s F

Visibility: Not favoring fog concerns despite southeasterly winds for Saturday at this time.

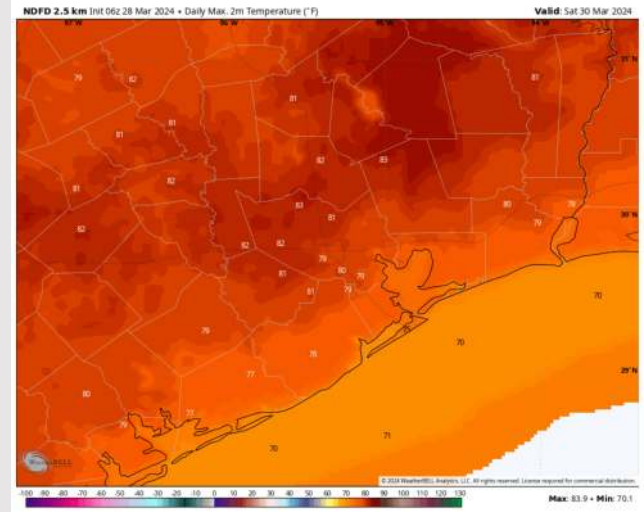
Precip Image: 1 PM CT



Wind Speed
5 AM CT



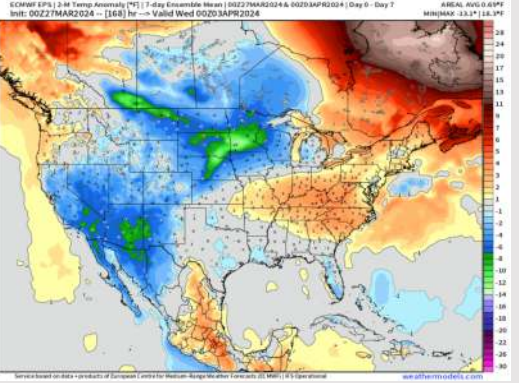
High Temps
Saturday



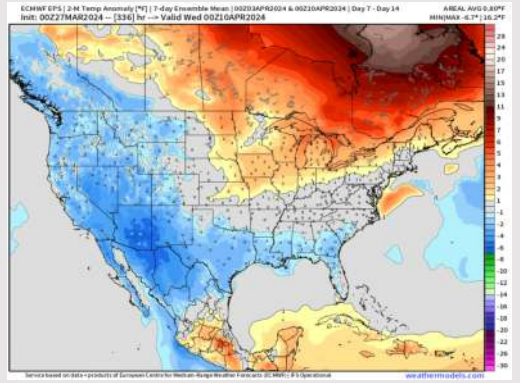
Houston Pilots: 3/28/24



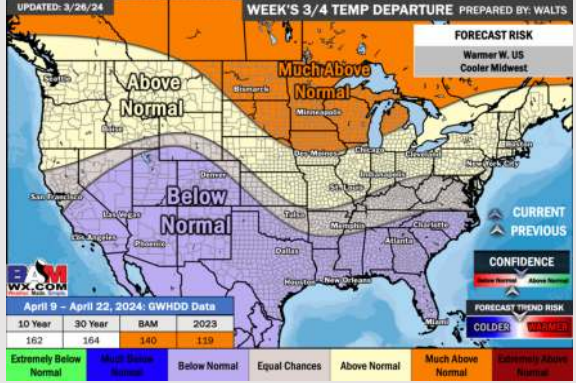
Next 7 Day Temperature Departure



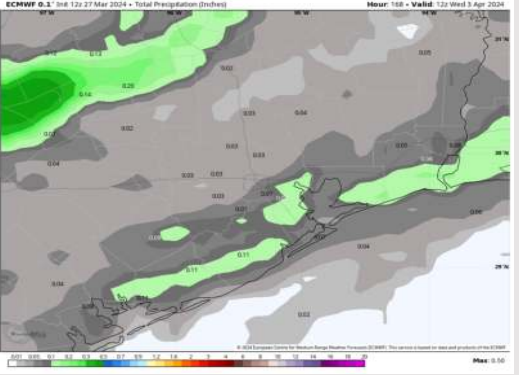
8-14 Day Temperature Departure



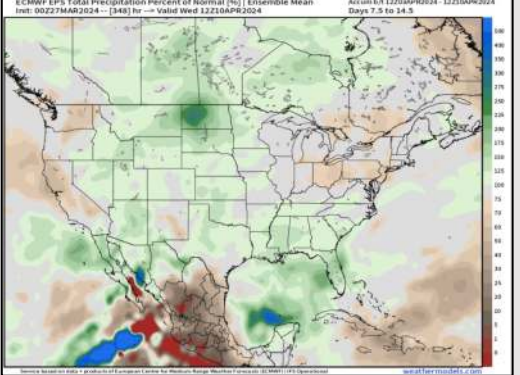
15-30 Day Temperature Departure



Next 7 Day Total Precipitation



8-14 Day % of Average Precip.



15-30 Day % of Average Precip.



- Outside of the showers / light rain this PM, a drier week is anticipated. Temps are expected to be below normal / seasonable to end March.
- Seasonable to slightly above normal precipitation chances are at play during the week 2 timeframe. Temps are expected to be below normal.
- Slightly above normal chances for precipitation are favored in the weeks 3/4 timeframe. Temperatures expected to be below normal.