

# Houston Pilots Forecast Package



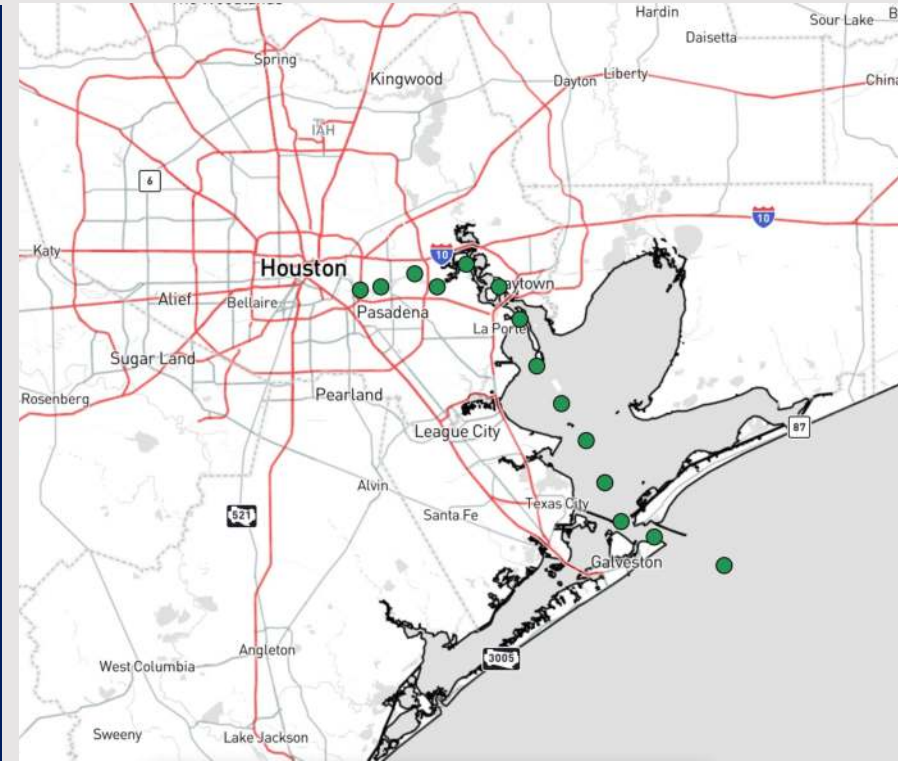
Updated: 12:20 AM CT

Wednesday, March 27, 2024

Forecaster: John Kemper

## Weather Headlines

- Outside of light rain chances on WED PM / Early THU AM, dry conditions are favored over the next few days.
- Winds are expected to be calmer over the next few days outside of brief increases near 20 kts towards the Boarding Station.
- **Not favoring fog development today, but a very low-end risk will exist for Thursday AM and Saturday AM.**



Current Radar: 12:00 AM CT



As always, please do not hesitate to reach out to us with any forecast questions via the chat option on Clarity or our on-call number, **(317)-560-8122** press 1 for forecast questions.

# Houston Pilots Extended Range Visibility Report




## Saturday 3/30/24

Patchy Fog / Haze for the AM can't be ruled out, but lower confidence due to elevated winds.




## Sunday 3/31/24

Fog is not favored for Saturday



## Monday 4/1/24

Fog is not favored for Sunday



## Chance for Fog

Saturday AM	Possible
Saturday PM	Unlikely
Sunday AM	Unlikely
Sunday PM	Unlikely
Monday AM	Unlikely
Monday PM	Unlikely

# Houston Pilots Visibility Chart (miles)



Time	Wed 12am	Wed 1am	Wed 2am	Wed 3am	Wed 4am	Wed 5am	Wed 6am	Wed 7am	Wed 8am	Wed 9am	Wed 10am	Wed 11am	Wed 12pm	Wed 1pm	Wed 2pm	Wed 3pm	Wed 4pm	Wed 5pm	Wed 6pm	Wed 7pm	Wed 8pm	Wed 9pm	Wed 10pm	Wed 11pm
610 Bridge	10	10	10	10	10	10	10	10	10	10	10	10	10	10	10	10	10	10	10	10	10	10	10	10
Kinder 1	10	10	10	10	10	10	10	10	10	10	10	10	10	10	10	10	10	10	10	10	10	10	10	10
Greens Bayou	10	10	10	10	10	10	10	10	10	10	10	10	10	10	10	10	10	10	10	10	10	10	10	10
Shell Crude	10	10	10	10	10	10	10	10	10	10	10	10	10	10	10	10	10	10	10	10	10	10	10	10
Lynchburg Ferries	10	10	10	10	10	10	10	10	10	10	10	10	10	10	10	10	10	10	10	10	10	10	10	10
Exxon 3	10	10	10	10	10	10	10	10	10	10	10	10	10	10	10	10	10	10	10	10	10	10	10	10
Morgans Point	10	10	10	10	10	10	10	10	10	10	10	10	10	10	10	10	10	10	10	10	10	10	10	10
75/76	10	10	10	10	10	10	10	10	10	10	10	10	10	10	10	10	10	10	10	10	10	10	10	10
63/64	10	10	10	10	10	10	10	10	10	10	10	10	10	10	10	10	10	10	10	10	10	10	10	10
51/52	10	10	10	10	10	10	10	10	10	10	10	10	10	10	10	10	10	10	10	10	10	10	10	10
37/38	10	10	10	10	10	10	10	10	10	10	10	10	10	10	10	10	10	10	10	10	10	10	10	10
25/26	10	10	10	10	10	10	10	10	10	10	10	10	10	10	10	10	10	10	10	10	10	10	10	10
11/12	10	10	10	10	10	10	10	10	10	10	10	10	10	10	10	10	10	10	10	10	10	10	10	10
1 & 2 Bravo	10	10	10	10	10	10	10	10	10	10	10	10	10	10	10	10	10	10	10	10	10	10	10	10

**NOTE: This is automated data that may/may not agree with the official BAM thinking that's found on the daily slides or special visibility report slides. This data should be used as a guide only**

# Houston Pilots Wind Chart



## Forecast Confidence



## Example

Sustained wind 13 Knots  
Gusts 18 Knots  
Wind from the N

WS: 13  
G:18  
N

Time Knots	Wed 12am	Wed 1am	Wed 2am	Wed 3am	Wed 4am	Wed 5am	Wed 6am	Wed 7am	Wed 8am	Wed 9am	Wed 10am	Wed 11am	Wed 12pm	Wed 1pm	Wed 2pm	Wed 3pm	Wed 4pm	Wed 5pm	Wed 6pm	Wed 7pm	Wed 8pm	Wed 9pm	Wed 10pm	Wed 11pm
610 Bridge	5	5	5	5	5	5	5	6	6	7	7	7	7	7	7	7	7	7	6	5	4	4	4	3
	11	11	10	9	8	9	9	13	13	13	13	12	12	13	13	14	14	12	11	8	6	7	6	5
Kinder 1	5	5	5	4	5	5	5	6	7	7	7	7	7	7	7	7	7	7	6	5	4	4	4	3
	11	11	10	9	8	9	9	13	13	13	13	12	12	13	13	14	14	12	11	8	6	7	6	5
Greens Bayou	5	5	5	5	4	5	5	6	7	7	7	7	7	7	7	7	7	7	6	5	4	4	4	3
	10	11	10	9	8	9	10	13	13	13	13	12	11	12	13	14	14	12	11	8	7	7	6	5
Shell Crude	5	5	5	5	5	5	5	6	7	7	7	7	7	7	7	7	7	7	6	5	4	4	3	3
	10	11	10	9	9	10	10	13	13	13	13	12	12	12	13	14	14	12	10	8	7	6	5	6
Lynchburg Ferries	5	5	5	4	4	4	5	6	6	7	7	7	7	7	7	7	7	7	6	5	4	4	3	3
	10	10	9	8	8	8	10	12	13	13	13	13	12	12	13	14	14	12	11	9	6	5	5	6
Exxon 3	7	6	6	6	6	7	7	7	7	9	8	7	7	7	7	8	9	8	7	7	6	6	5	4
	11	11	10	9	9	10	12	13	13	13	13	13	13	13	14	15	15	13	12	10	9	9	7	7
Morgans Point	7	7	7	6	6	7	7	8	8	9	8	7	7	7	7	8	9	8	7	7	6	6	5	4
	12	12	11	10	10	11	11	14	14	14	14	13	13	13	14	15	15	14	12	11	9	8	7	7
75/76	14	13	12	12	11	12	13	14	15	14	13	11	9	9	9	11	13	12	11	11	9	9	7	7
	20	19	17	17	16	18	20	21	21	20	19	16	15	15	18	19	19	18	16	15	14	13	11	10
63/64	14	13	13	12	12	13	14	15	15	14	13	11	10	9	9	11	11	11	11	10	9	8	7	7
	20	18	18	18	18	19	21	21	21	21	20	16	15	15	17	18	18	17	15	14	13	12	10	11
51/52	13	13	13	11	12	13	14	15	15	14	13	11	11	11	10	11	11	11	10	10	8	7	6	7
	20	19	18	16	17	18	21	21	21	21	19	16	16	17	17	18	18	16	14	14	12	10	8	10
37/38	13	13	13	11	12	13	14	15	15	15	13	12	11	11	11	11	12	11	10	9	8	7	5	7
	19	19	18	16	17	18	20	21	21	21	19	17	16	16	17	17	18	17	14	14	12	11	8	10
25/26	13	13	12	11	11	12	13	14	15	14	13	12	12	12	11	11	13	11	9	9	8	7	5	6
	18	18	18	16	16	18	20	21	21	21	19	18	18	17	17	17	18	16	14	13	12	11	7	9
11/12	9	9	10	9	9	10	11	12	13	13	12	11	12	11	11	11	12	11	9	7	7	6	4	5
	13	14	14	13	13	15	16	18	19	19	18	16	17	16	16	16	17	16	13	11	10	9	7	8
1 & 2 Bravo	13	13	13	13	13	14	14	15	16	15	15	14	13	11	10	11	13	12	10	9	9	8	7	7
	19	19	19	18	19	21	21	22	23	21	21	21	18	15	15	17	18	17	14	14	13	12	11	11

NOTE: This is automated data that may/may not agree with the official BAM thinking that's found on the daily slides. This data should be used as a guide only



# Houston Pilots: Wed. 3/27/2024



## Forecast Discussion

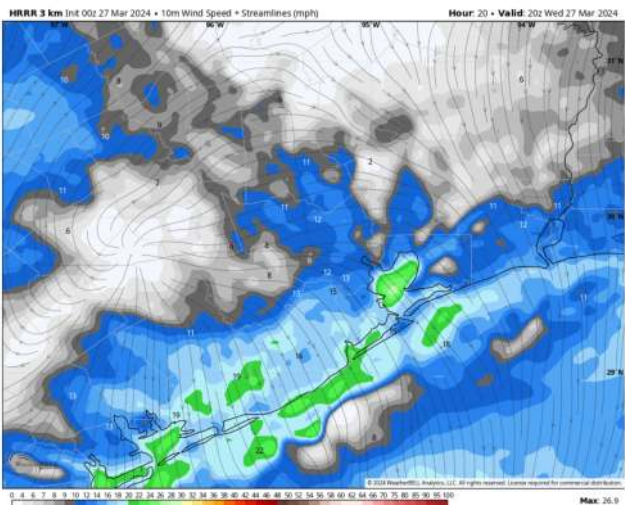
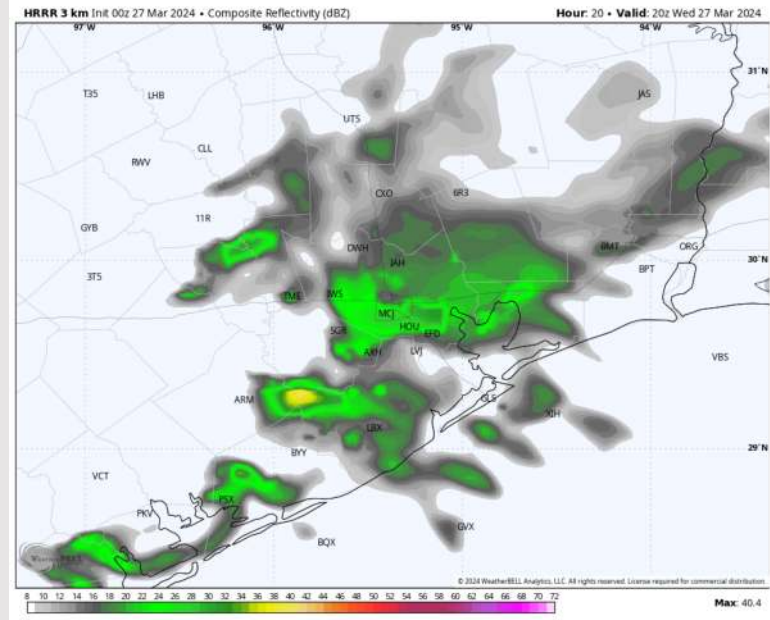
**Precip:** Favoring dry conditions for today with drizzle/light showers to work through the area after 12PM through about 8PM.

**Wind:** Winds start out of the N/NE and become out of the ENE from 3AM – 11AM, before shifting back out of the N/NW by 5PM. **N Morgan's Point:** Winds 4-9 kts for the entire day. **S of Morgan's Point:** Winds to increase to 11-16 kts by 3 AM and continue at that clip through 8 PM before decreasing to 5-8 kts.

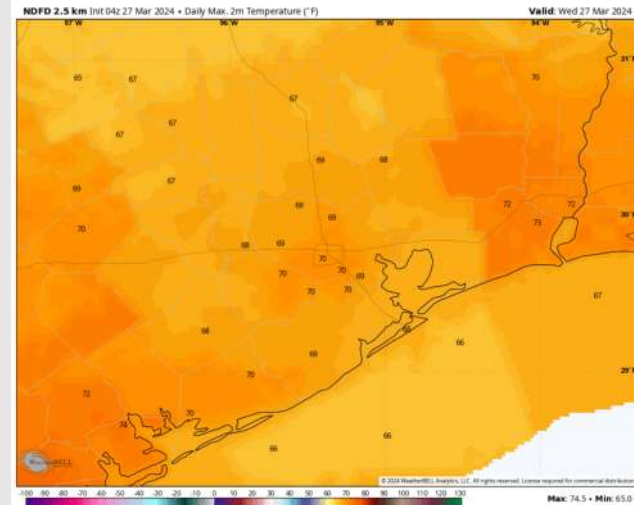
**High Temps:** **N of Morgan's Point:** Low 70s F. **S of Morgan's Point:** Mid to Upper 60s

**Visibility:** No fog concerns for Today.

## Precip Image: 3 PM CT



Wind Speed  
3 PM CT



High Temps  
Today

## Forecast Discussion

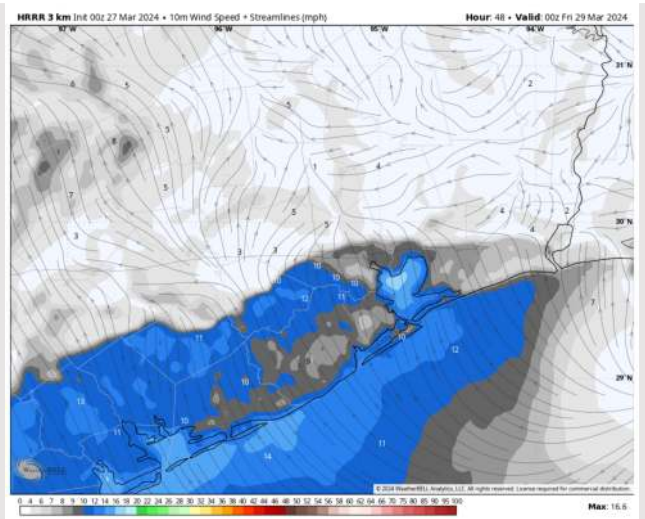
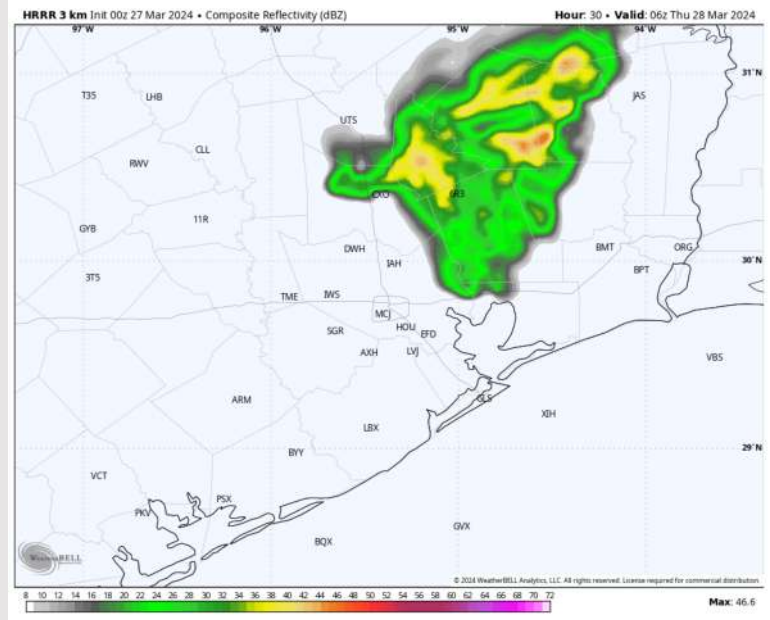
**Precip:** Outside of an isolated shower or two through 3AM (20%), favoring dry conditions for Thursday.

**Wind:** Winds will start out variable before being out of the NW by 6 AM. From 6 AM to 5 PM, winds will gradually veer clockwise before settling out of the S beyond 7 PM. **N Morgan's Point:** Winds at 3-8 kts the entire day. **S of Morgan's Point:** Winds at 4-9 kts through 7 PM before increasing to 7-12 kts the rest of the evening.

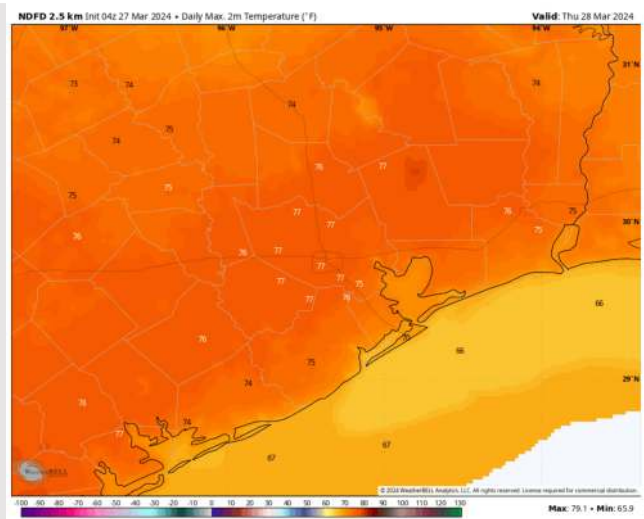
**High Temps:** **N of Morgan's Point:** Mid/Upper 70s F. **S of Morgan's Point:** Upper 60s F/Near 70 F.

**Visibility:** Latest data suggesting higher wind speeds / increased cloud cover. Therefore, patchy fog chances very low.

## Precip Image: 1 AM CT



Wind Speed:  
7 PM CT



High Temps  
Thursday



# Houston Pilots: Fri. 3/29/2024



## Forecast Discussion

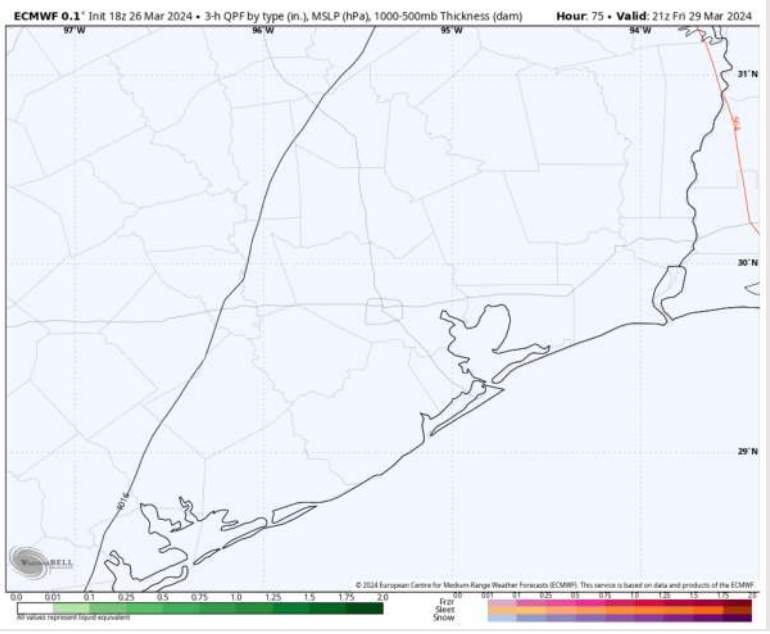
**Precip:** Favoring dry conditions for Friday.

**Wind:** Brisk winds out of the SE will continue to shift out of the NW throughout the PM. **N of Morgan's Point:** Winds at 3-8 kts through 10AM before increasing to 7 – 12kts for the remainder of the day. **S of Morgan's Point:** Winds at 8 – 13 kts through 10 AM, before increasing to 13 – 18 kts for the remainder of the day. **Gusts of up to 25kts can't be ruled out for 11/12 and the boarding station beyond 7PM.**

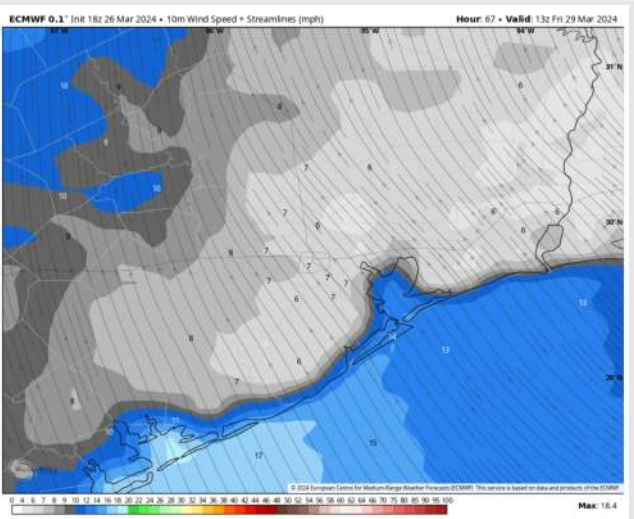
**High Temps:** **N of Morgan's Point:** Upper 70s F. **S of Morgan's Point:** Upper 60s F – Lower 70s

**Visibility:** Fog concerns not favored for Friday.

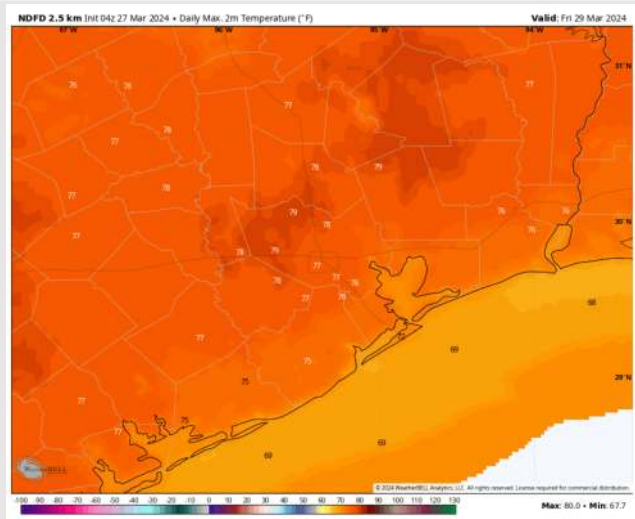
## Precip Image: 4 PM CT



Wind Speed:  
8 AM CT

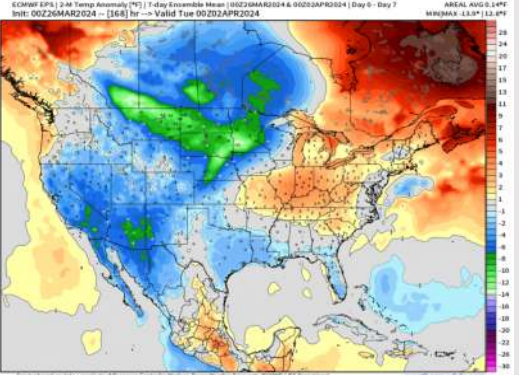


High Temps  
Friday

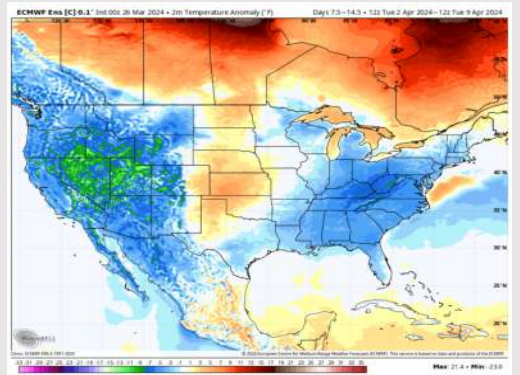


# Houston Pilots: 3/27/24

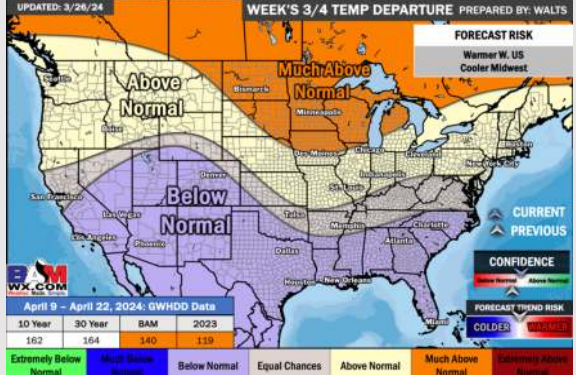
**Next 7 Day Temperature Departure**



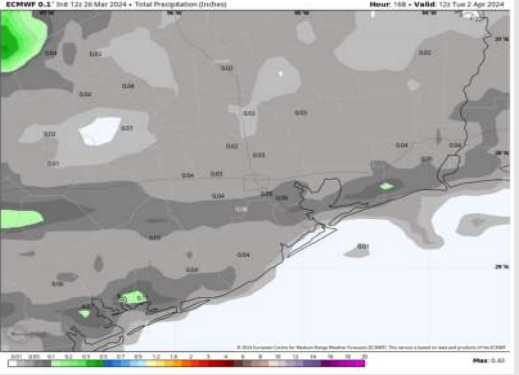
**8-14 Day Temperature Departure**



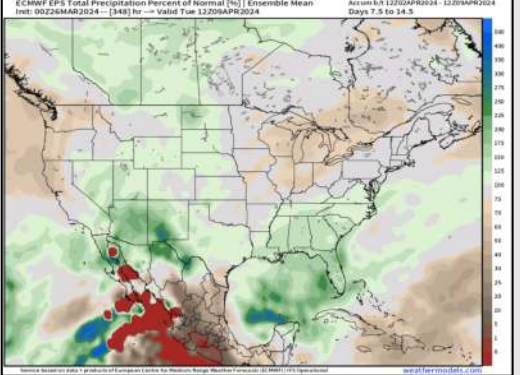
**15-30 Day Temperature Departure**



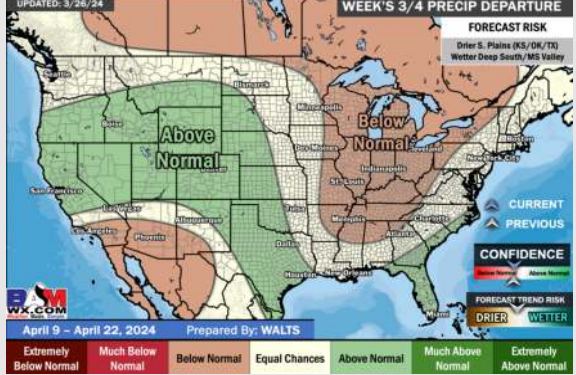
**Next 7 Day Total Precipitation**



**8-14 Day % of Average Precip.**



**15-30 Day % of Average Precip.**



- Outside of the showers / light rain Wednesday, a drier week is anticipated. Temps are expected to be below normal to end March.
- Seasonable to slightly above normal precipitation chances are at play during the week 2 timeframe. Temps are expected to be below normal.
- Slightly above normal chances for precipitation are favored in the weeks 3/4 timeframe. Temperatures expected to be below normal.