

Houston Pilots Forecast Package



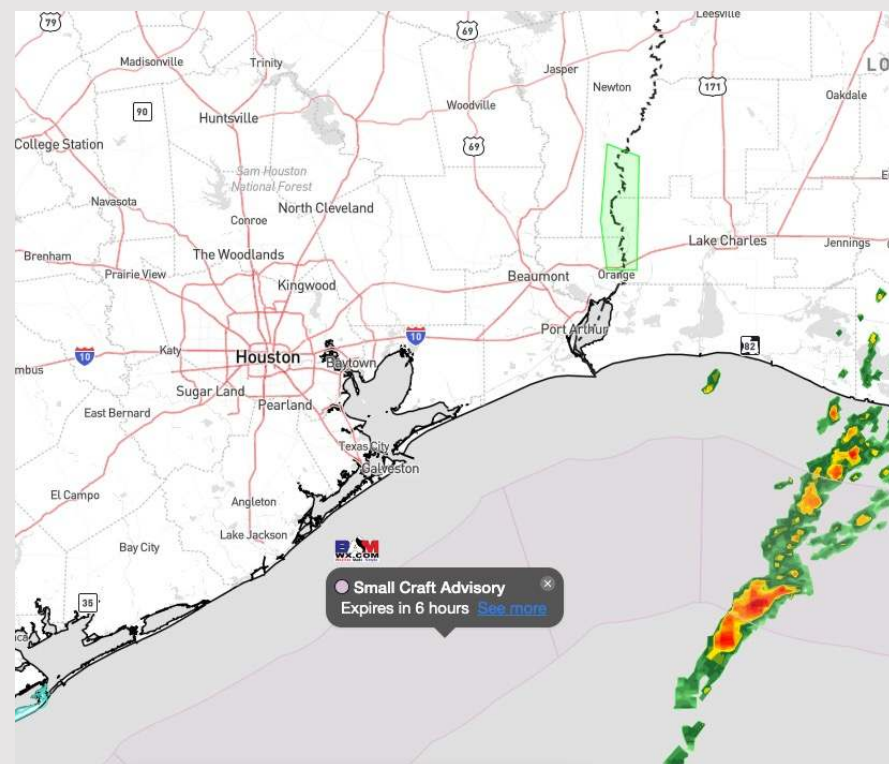
Updated: 1:55 AM CT

Tuesday, March 26, 2024

Forecaster: Jonathan Kipper

Weather Headlines

- Outside of light rain chances on WED PM, dry conditions are favored over the next few days.
- Winds are expected to be calmer over the next few days outside of brief increases near 17 kts towards the Boarding Station.
- **Not favoring fog development over the next couple days with next low-end risk being THU AM.**



Current Radar: 1:40 AM CT



As always, please do not hesitate to reach out to us with any forecast questions via the chat option on Clarity or our on-call number, **(317)-560-8122** press 1 for forecast questions.

Houston Pilots Extended Range Visibility Report



Friday 3/29/24

Fog is not favored for Friday

Forecast Confidence



Sunday 3/31/24

Fog is not favored for Sunday

Forecast Confidence



Saturday 3/30/24

Fog is not favored for Saturday

Forecast Confidence



Chance for Fog

Friday AM	Unlikely
Friday PM	Unlikely
Saturday AM	Unlikely
Saturday PM	Unlikely
Sunday AM	Unlikely
Sunday PM	Unlikely

Houston Pilots Visibility Chart (miles)



Time	Tue 2am	Tue 3am	Tue 4am	Tue 5am	Tue 6am	Tue 7am	Tue 8am	Tue 9am	Tue 10am	Tue 11am	Tue 12pm	Tue 1pm	Tue 2pm	Tue 3pm	Tue 4pm	Tue 5pm	Tue 6pm	Tue 7pm	Tue 8pm	Tue 9pm	Tue 10pm	Tue 11pm	Wed 12am	Wed 1am
610 Bridge	10	10	10	10	10	10	10	10	10	10	10	10	10	10	10	10	10	10	10	10	10	10	10	10
Kinder 1	10	10	10	10	10	10	10	10	10	10	10	10	10	10	10	10	10	10	10	10	10	10	10	10
Greens Bayou	10	10	10	10	10	10	10	10	10	10	10	10	10	10	10	10	10	10	10	10	10	10	10	10
Shell Crude	10	10	10	10	10	10	10	10	10	10	10	10	10	10	10	10	10	10	10	10	10	10	10	10
Lynchburg Ferries	10	10	10	10	10	10	10	10	10	10	10	10	10	10	10	10	10	10	10	10	10	10	10	10
Exxon 3	10	10	10	10	10	10	10	10	10	10	10	10	10	10	10	10	10	10	10	10	10	10	10	10
Morgans Point	10	10	10	10	10	10	10	10	10	10	10	10	10	10	10	10	10	10	10	10	10	10	10	10
75/76	10	10	10	10	10	10	10	10	10	10	10	10	10	10	10	10	10	10	10	10	10	10	10	10
63/64	10	10	10	10	10	10	10	10	10	10	10	10	10	10	10	10	10	10	10	10	10	10	10	10
51/52	10	10	10	10	10	10	10	10	10	10	10	10	10	10	10	10	10	10	10	10	10	10	10	10
37/38	10	10	10	10	10	10	10	10	10	10	10	10	10	10	10	10	10	10	10	10	10	10	10	10
25/26	10	10	10	10	10	10	10	10	10	10	10	10	10	10	10	10	10	10	10	10	10	10	10	10
11/12	10	10	10	10	10	10	10	10	10	10	10	10	10	10	10	10	10	10	10	10	10	10	10	10
1 & 2 Bravo	10	10	10	10	10	10	10	10	10	10	10	10	10	10	10	10	10	10	10	10	10	10	10	10

NOTE: This is automated data that may/may not agree with the official BAM thinking that's found on the daily slides or special visibility report slides. This data should be used as a guide only

Houston Pilots Wind Chart



Example

Sustained wind 13 Knots
Gusts 18 Knots
Wind from the N

WS: 13
G:18
N

Time Knots	Tue 2am	Tue 3am	Tue 4am	Tue 5am	Tue 6am	Tue 7am	Tue 8am	Tue 9am	Tue 10am	Tue 11am	Tue 12pm	Tue 1pm	Tue 2pm	Tue 3pm	Tue 4pm	Tue 5pm	Tue 6pm	Tue 7pm	Tue 8pm	Tue 9pm	Tue 10pm	Tue 11pm	Wed 12am	Wed 1am
610 Bridge	4	5	7	7	8	9	9	8	9	8	7	7	6	5	5	5	5	5	5	5	5	5	5	5
	8	11	13	13	16	17	17	16	14	13	12	10	10	9	10	8	8	8	8	8	8	8	9	10
	NNW	NNW	NNW	N	N	N	N	N	N	N	N	N	N	N	N	N	N	N	NNE	NNE	NNE	NNE	NE	NE
Kinder 1	4	5	7	7	8	9	9	8	9	8	7	7	6	5	5	5	5	5	5	5	5	5	5	5
	8	11	13	13	16	17	17	16	14	13	12	10	10	9	9	8	8	8	8	8	8	8	9	10
	NNW	NNW	NNW	N	N	N	N	N	N	N	N	N	N	N	N	N	N	N	NNE	NNE	NNE	NNE	NE	NE
Greens Bayou	4	5	7	7	7	8	8	8	9	8	7	7	6	5	5	5	5	5	4	5	5	5	5	5
	7	11	13	13	15	15	16	16	15	13	12	10	10	10	9	8	8	8	7	7	8	7	9	9
	NNW	NNW	NNW	N	N	N	N	N	N	N	N	N	N	N	N	N	N	NNE	NNE	NNE	NNE	NNE	NNE	NE
Shell Crude	3	5	7	7	7	8	8	8	8	8	7	7	6	6	5	5	5	5	4	4	5	5	5	5
	7	11	14	13	15	15	16	15	15	13	12	10	10	9	9	8	8	9	7	7	8	8	8	9
	NNW	NNW	NNW	N	N	N	N	N	N	N	N	N	N	N	N	N	N	NNE	N	NNE	NNE	NNE	NE	NE
Lynchburg Ferries	3	5	7	7	7	7	7	8	9	9	7	7	6	5	5	5	5	5	4	4	5	5	5	4
	7	11	13	13	15	15	15	15	14	13	12	10	10	9	9	8	8	9	7	7	8	7	8	8
	NNW	NNW	NNW	N	N	N	N	N	N	N	N	N	N	N	N	N	N	NNE	NNE	NNE	N	NNE	NNE	NE
Exxon 3	3	6	9	9	9	9	9	11	11	9	8	6	6	5	7	6	6	6	5	6	6	6	7	6
	6	11	14	13	16	17	16	16	15	13	13	11	11	10	10	10	9	9	8	8	9	9	10	9
	NW	NNW	NNW	N	N	N	N	N	N	N	N	N	N	N	N	N	NNE	NNE	NNE	NNE	NNE	NNE	NNE	NNE
Morgans Point	3	6	9	9	9	10	11	11	10	9	8	7	6	5	6	6	6	5	5	6	6	6	7	6
	7	12	15	15	15	17	17	17	15	13	13	11	11	10	10	9	9	9	8	8	9	9	10	10
	NNW	NNW	NNW	NNW	N	N	N	N	N	N	N	N	N	N	N	N	N	N	N	N	N	NNE	NNE	NNE
75/76	6	11	15	15	15	15	15	15	14	11	9	7	7	7	7	8	8	9	8	8	9	9	11	11
	8	16	23	22	22	23	24	22	21	16	14	13	13	12	12	12	12	13	12	12	13	14	15	15
	NNW	NNW	NNW	N	N	N	N	N	N	N	N	N	N	N	N	N	NNE	NNE	N	N	N	NNE	NNE	NNE
63/64	5	11	15	15	15	16	16	16	14	11	9	7	7	6	7	7	8	8	7	8	8	9	11	11
	8	16	22	22	21	24	24	23	21	16	14	13	13	12	11	11	11	12	11	12	12	13	15	15
	NNW	NNW	NNW	N	N	N	N	N	N	N	N	N	N	N	N	NNE	NNE	NNE	N	N	N	NNE	NNE	NNE
51/52	5	9	15	15	15	16	16	16	15	12	10	9	7	7	7	6	7	6	6	7	7	8	9	10
	6	14	21	22	21	23	24	24	22	18	15	13	12	11	10	10	9	9	9	9	10	12	14	14
	N	NNW	NNW	N	N	N	N	N	N	N	N	N	N	N	N	N	N	N	N	N	N	NNE	NNE	NE
37/38	5	9	14	15	15	16	17	17	15	13	11	9	8	7	7	6	7	6	6	6	7	8	9	10
	7	13	21	21	21	23	24	24	22	18	16	13	13	11	11	10	9	9	9	9	10	12	13	14
	N	NNW	NNW	N	N	N	N	N	N	N	N	N	N	N	N	N	N	N	N	N	NNE	NNE	NNE	NE
25/26	5	7	13	15	14	15	17	17	15	13	12	9	9	8	7	7	7	6	5	6	6	7	9	9
	7	11	20	21	21	22	24	24	21	19	17	14	13	11	11	10	9	9	8	8	8	11	13	13
	N	NNW	NNW	N	N	N	N	N	N	N	N	N	N	N	N	N	N	N	N	N	N	NNE	NNE	NE
11/12	3	5	11	13	12	13	13	14	13	11	11	9	9	8	7	7	5	4	4	5	4	5	7	7
	7	9	16	19	17	18	20	21	19	17	15	14	13	11	10	9	7	8	7	7	7	8	10	11
	N	NNW	NNW	NNW	N	N	N	N	N	N	N	N	N	N	N	N	N	N	N	N	N	NNE	NNE	NNE
1 & 2 Bravo	7	7	13	15	15	15	15	16	15	13	11	9	8	7	6	7	6	6	5	6	7	8	10	10
	10	12	18	21	21	22	23	23	21	18	15	13	12	10	9	9	8	9	9	9	10	12	14	15
	N	N	NNW	NNW	N	N	N	N	N	N	N	N	N	N	N	N	N	N	N	N	N	NNE	NNE	NNE

NOTE: This is automated data that may/may not agree with the official BAM thinking that's found on the daily slides.
This data should be used as a guide only

Houston Pilots: Tue. 3/26/2024

Forecast Discussion

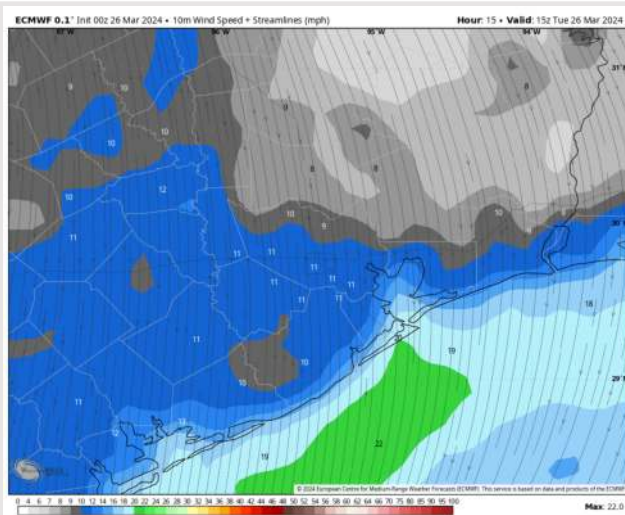
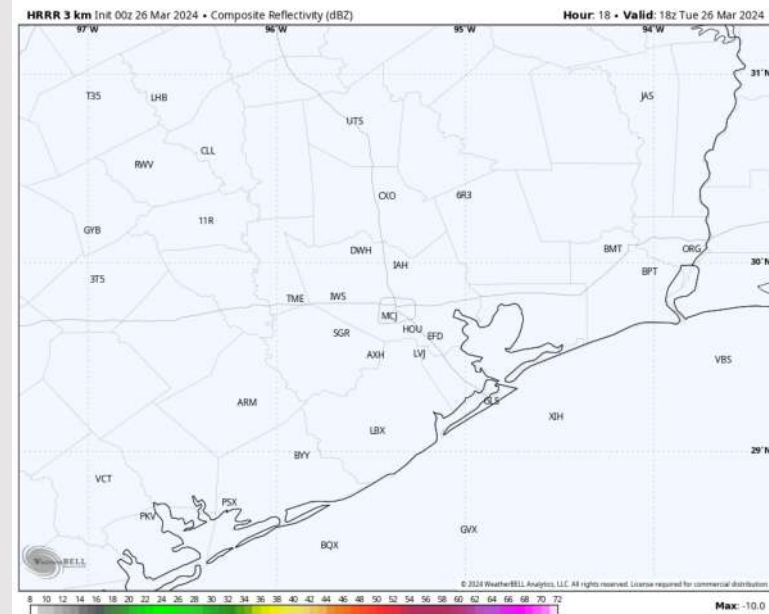
Precip: Favoring dry conditions for today.

Wind: Winds will be out of the N/NW throughout the day. **N of Morgan's Point:** Winds at 3-8 kts for the majority of the day outside of a slight increase to 6-11 kts from 6 AM to 12 PM. **S of Morgan's Point:** Winds at 3-8 kts through 5 AM, increasing to 11-17 kts through 1 PM before decreasing to 3-8 kts.

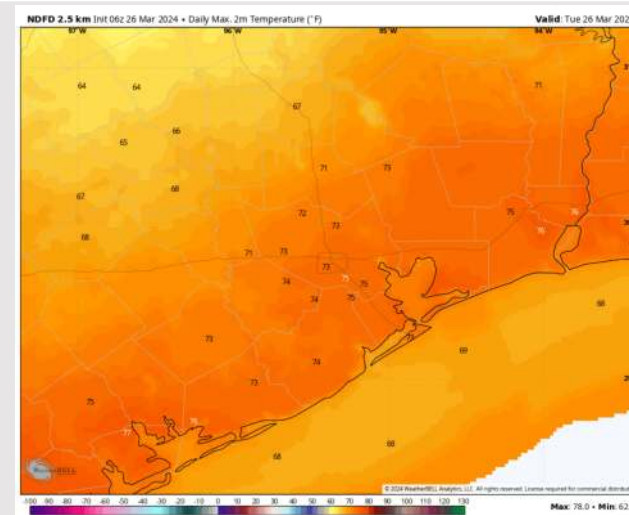
High Temps: **N of Morgan's Point:** Mid 70s F. **S of Morgan's Point:** Upper 60s/Low 70s F

Visibility: Fog concerns not favored for today.

Precip Image: 1 PM CT



Wind Speed:
10 AM CT



High Temps
Today

Houston Pilots: Wed. 3/27/2024

Forecast Discussion

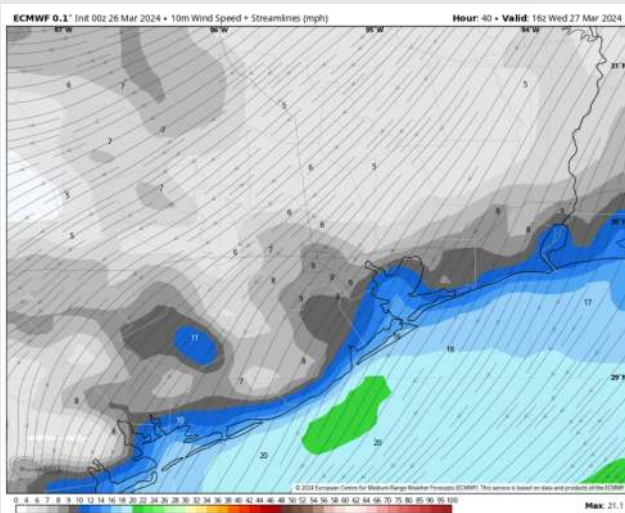
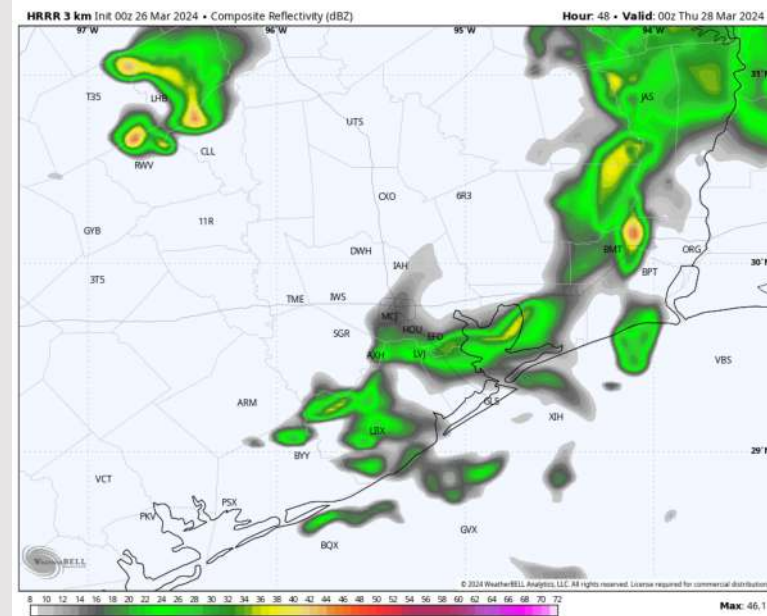
Precip: Favoring dry conditions for Wednesday morning with drizzle/light showers to work through the area during the PM hours.

Wind: Winds out of the N/NE throughout the day WED. **N Morgan's Point:** Winds 4-9 kts for the entire day. **S of Morgan's Point:** Winds to increase to 11-16 kts by 3 AM and continue at that clip through 7 PM before decreasing to 4-9 kts.

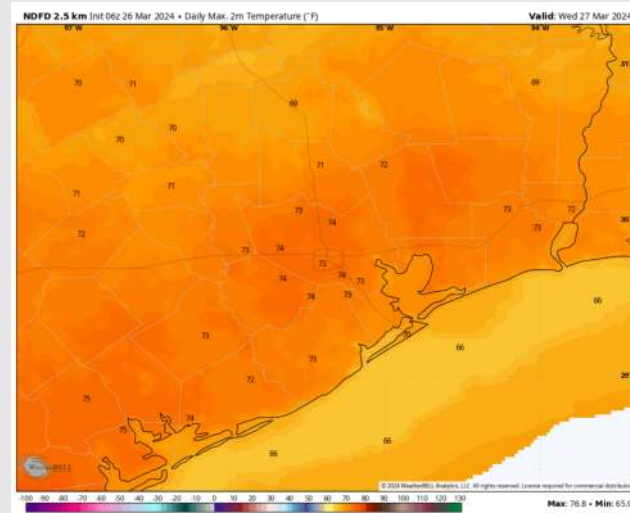
High Temps: **N of Morgan's Point:** Low 70s F. **S of Morgan's Point:** Upper 60s/Low 70s F

Visibility: No fog concerns for Wednesday

Precip Image: 7 PM CT



Wind Speed
11 AM CT



High Temps
Wednesday

Houston Pilots: Thu. 3/28/2024

Forecast Discussion

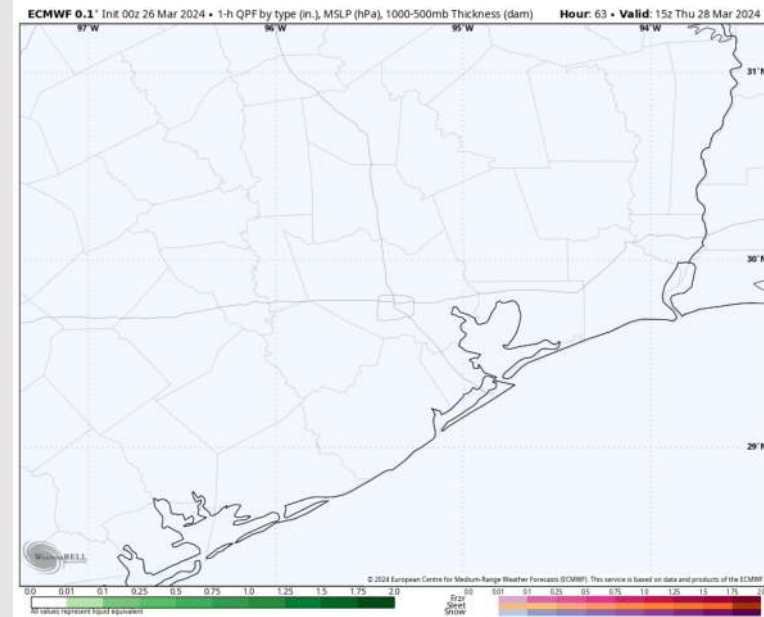
Precip: Dry conditions are favored for Thursday.

Wind: Winds will start out variable before being out of the NW by 6 AM. From 6 AM to 5 PM, winds will gradually veer clockwise before settling out of the SE beyond 5 PM. **N Morgan's Point:** Winds at 3-8 kts the entire day. **S of Morgan's Point:** Winds at 4-9 kts through 5 PM before increasing to 7-12 kts the rest of the evening.

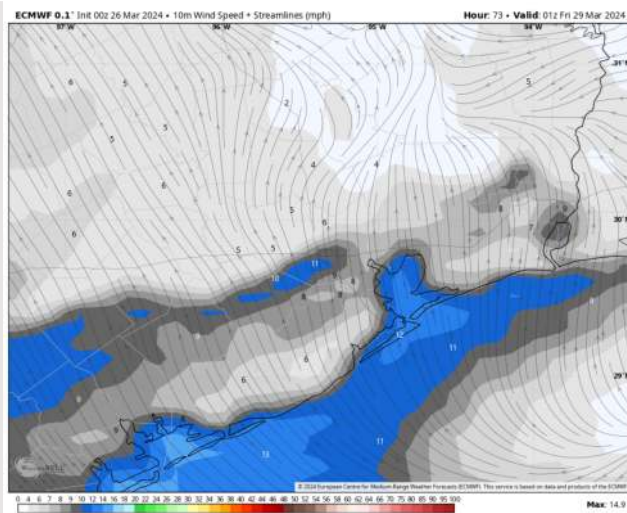
High Temps: **N of Morgan's Point:** Mid/Upper 70s F. **S of Morgan's Point:** Upper 60s F/Near 70 F.

Visibility: With calm/variable winds THU AM, a low-end risk for fog will need to be monitored.

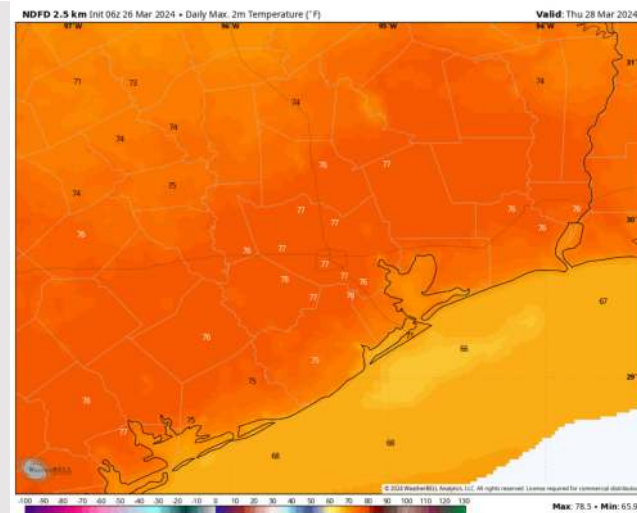
Precip Image: 10 AM CT



Wind Speed:
8 PM CT

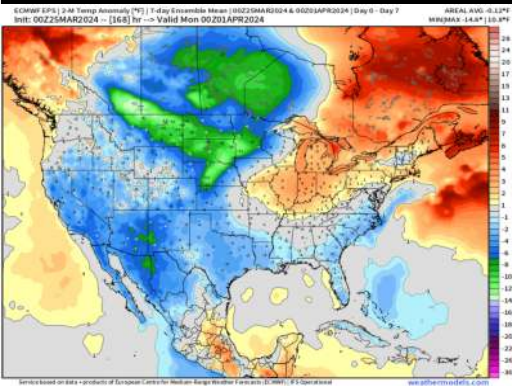


High Temps
Thursday

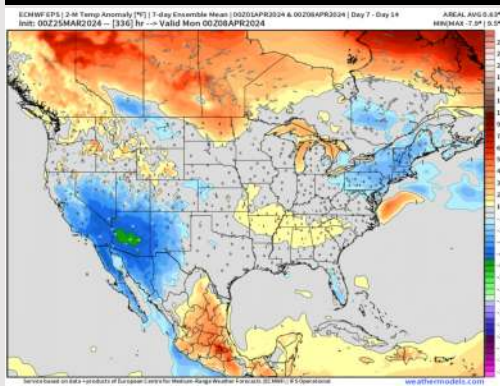


Houston Pilots: 3/26/24

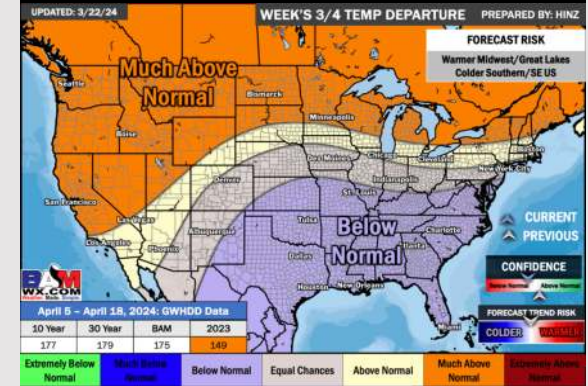
Next 7 Day Temperature Departure



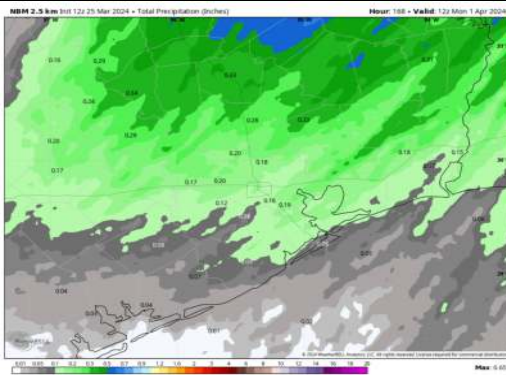
8-14 Day Temperature Departure



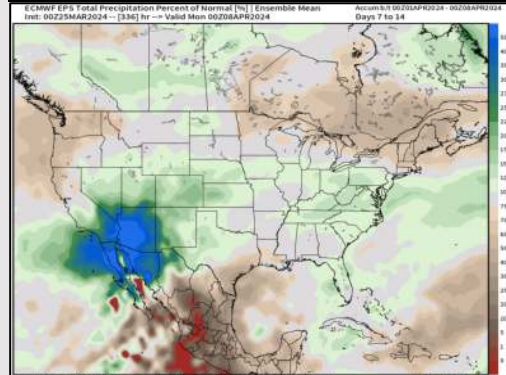
15-30 Day Temperature Departure



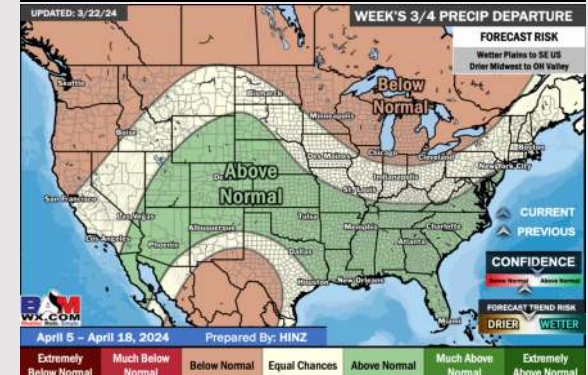
Next 7 Day Total Precipitation



8-14 Day % of Average Precip.



15-30 Day % of Average Precip.



- Outside of the showers hanging around today and the light rain Wednesday, a drier week is anticipated. Temps are expected to be below normal to end March.
- Below normal precipitation chances are at play during the week 2 timeframe. Temps are expected to remain seasonable.
- Seasonable to slightly above normal chances for precipitation are favored in the weeks 3/4 timeframe. Temperatures expected to be below normal.