

Houston Pilots Forecast Package



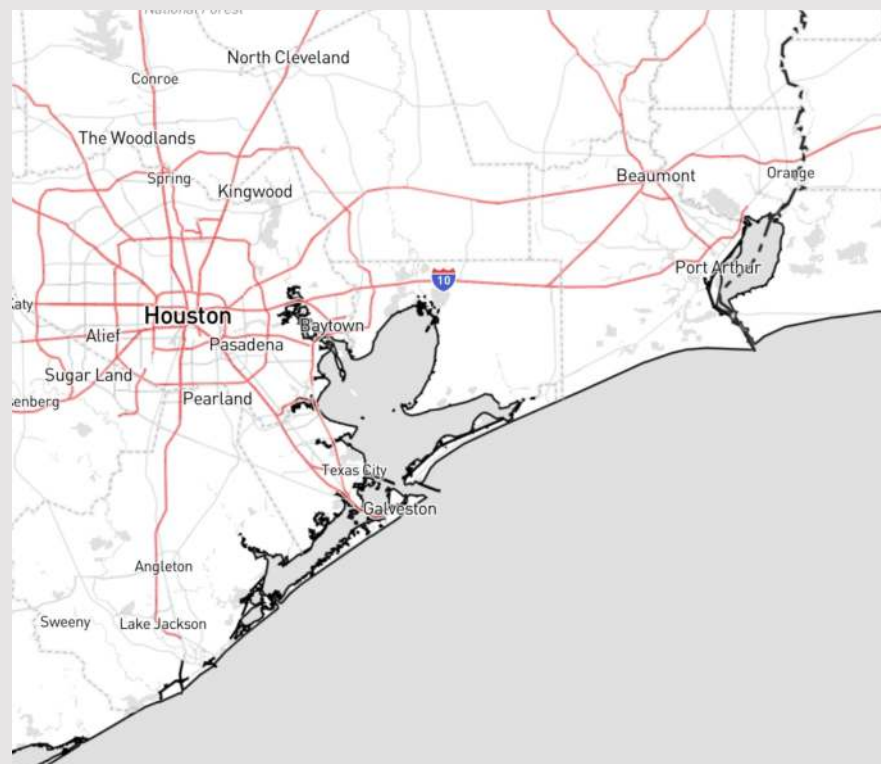
Updated: 1:30 PM CT

Sunday, February 18, 2024

Forecaster: Tyler Riggles

Weather Headlines

- Favoring dry conditions for the next ~72 hours.
- Winds will continue a decreasing trend through the afternoon. After 3 PM today, winds will hardly reach higher than 11 kts over the next few days.
- **Not anticipating a fog risk over the next several days.**



Radar/NWS Alerts: 1:29 PM CT




As always, please do not hesitate to reach out to us with any forecast questions via the chat option on Clarity or our on-call number, **(317)-560-8122** press 1 for forecast questions.

Houston Pilots Extended Range Visibility Report



Wednesday 2/21/24

Not favoring visibility concerns at this time.




Friday 2/23/24

Not favoring visibility concerns at this time.



Thursday 2/22/24

Not favoring visibility concerns at this time.



Chance for Fog

Wednesday AM	Unlikely
Wednesday PM	Unlikely
Thursday AM	Unlikely
Thursday PM	Unlikely
Friday AM	Unlikely
Friday PM	Unlikely

Houston Pilots Visibility Chart (miles)



Forecast Confidence



Time	Sun 2pm	Sun 3pm	Sun 4pm	Sun 5pm	Sun 6pm	Sun 7pm	Sun 8pm	Sun 9pm	Sun 10pm	Sun 11pm	Mon 12am	Mon 1am	Mon 2am	Mon 3am	Mon 4am	Mon 5am	Mon 6am	Mon 7am	Mon 8am	Mon 9am	Mon 10am	Mon 11am	Mon 12pm	Mon 1pm
610 Bridge	10	10	10	10	10	10	10	10	10	10	10	10	10	10	10	10	10	10	10	10	10	10	10	10
Kinder 1	10	10	10	10	10	10	10	10	10	10	10	10	10	10	10	10	10	10	10	10	10	10	10	10
Greens Bayou	10	10	10	10	10	10	10	10	10	10	10	10	10	10	10	10	10	10	10	10	10	10	10	10
Shell Crude	10	10	10	10	10	10	10	10	10	10	10	10	10	10	10	10	10	10	10	10	10	10	10	10
Lynchburg Ferries	10	10	10	10	10	10	10	10	10	10	10	10	10	10	10	10	10	10	10	10	10	10	10	10
Exxon 3	10	10	10	10	10	10	10	10	10	10	10	10	10	10	10	10	10	10	10	10	10	10	10	10
Morgans Point	10	10	10	10	10	10	10	10	10	10	10	10	10	10	10	10	10	10	10	10	10	10	10	10
75/76	10	10	10	10	10	10	10	10	10	10	10	10	10	10	10	10	10	10	10	10	10	10	10	10
63/64	10	10	10	10	10	10	10	10	10	10	10	10	10	10	10	10	10	10	10	10	10	10	10	10
51/52	10	10	10	10	10	10	10	10	10	10	10	10	10	10	10	10	10	10	10	10	10	10	10	10
37/38	10	10	10	10	10	10	10	10	10	10	10	10	10	10	10	10	10	10	10	10	10	10	10	10
25/26	10	10	10	10	10	10	10	10	10	10	10	10	10	10	10	10	10	10	10	10	10	10	10	10
11/12	10	10	10	10	10	10	10	10	10	10	10	10	10	10	10	10	10	10	10	10	10	10	10	10
1 & 2 Bravo	10	10	10	10	10	10	10	10	10	10	10	10	10	10	10	10	10	10	10	10	10	10	10	10

NOTE: This is automated data that may/may not agree with the official BAM thinking that's found on the daily slides or special visibility report slides. This data should be used as a guide only

Houston Pilots Wind Chart



Forecast Confidence



Sustained wind 13 Knots
Gusts 18 Knots
Wind from the N

Example

WS: 13
G:18
N

Time Knots	Sun 2pm	Sun 3pm	Sun 4pm	Sun 5pm	Sun 6pm	Sun 7pm	Sun 8pm	Sun 9pm	Sun 10pm	Sun 11pm	Mon 12am	Mon 1am	Mon 2am	Mon 3am	Mon 4am	Mon 5am	Mon 6am	Mon 7am	Mon 8am	Mon 9am	Mon 10am	Mon 11am	Mon 12pm	Mon 1pm	
610 Bridge	6	5	5	5	3	3	3	2	2	1	1	1	1	1	1	2	2	1	1	3	3	5	5	5	
	12	11	11	8	6	4	4	4	4	2	2	1	2	2	2	2	3	2	3	4	6	8	9	10	
	NW	NNW	NNW	NNW	NNW	NNW	NNW	N	N	N	N	N	NNE	NE	NNE	NE	ENE	E	ESE	SSE	S	S	S	S	
Kinder 1	6	5	5	5	3	3	3	2	2	1	1	1	1	1	1	2	2	1	1	3	3	5	5	5	
	12	11	10	8	6	5	4	4	4	2	2	2	2	2	2	2	3	2	3	4	6	8	9	10	
	NNW	NNW	NNW	NNW	NNW	NNW	NNW	N	N	N	N	NNW	NNE	NE	NNE	NE	ENE	E	ESE	SSE	S	S	S	S	
Greens Bayou	6	5	5	5	3	3	3	2	2	1	1	1	1	1	1	2	2	1	1	3	3	4	5	6	
	11	11	10	8	7	5	4	4	4	2	3	3	2	3	2	2	3	3	3	4	6	8	9	10	
	NW	NNW	NNW	NNW	NNW	NW	NNW	N	N	NNE	N	N	NNE	NE	NNE	NE	NE	NE	E	ESE	SSE	S	S	S	
Shell Crude	6	5	5	5	4	3	3	2	2	1	1	1	1	1	1	1	2	1	2	3	3	5	5	6	
	11	11	10	8	7	5	4	4	4	2	3	2	3	3	3	3	4	3	4	4	6	8	9	10	
	NW	NNW	NNW	NNW	NNW	NW	NNW	N	N	NNE	N	N	NNE	NNE	NNE	NE	NE	NE	ENE	ESE	SSE	S	S	S	
Lynchburg Ferries	5	6	5	5	4	3	3	2	2	1	1	1	1	1	1	1	1	1	2	3	3	4	5	5	
	11	12	10	9	7	5	4	4	4	4	3	3	3	3	2	2	3	3	4	5	6	8	9	10	
	NNW	NNW	NNW	NNW	NNW	NNW	N	N	N	N	NNW	N	NNE	NNE	NNE	NE	NE	ENE	ESE	SSE	S	S	S	S	
Exxon 3	6	7	6	6	5	4	3	3	3	2	1	2	1	2	1	2	2	2	3	3	4	4	5	6	
	13	13	12	10	8	6	5	5	5	4	4	4	4	4	3	3	4	4	5	7	8	10	11	11	
	NNW	NNW	NNW	NNW	NNW	NNW	N	N	N	N	N	N	NNE	NNE	N	NNE	NE	ENE	E	ESE	SE	S	SSE	SSE	
Morgans Point	6	6	6	5	5	3	3	3	3	2	2	2	2	2	2	1	2	2	3	3	3	4	5	6	
	12	12	11	10	8	6	5	5	5	4	4	4	4	4	4	4	4	4	4	5	7	8	10	11	
	NNW	NNW	NNW	NNW	NNW	NW	NNW	N	N	N	N	N	NNE	NNE	N	NNE	NNE	NE	NE	E	SE	SSE	SSE	SSE	
75/76	7	9	9	9	8	7	6	5	5	4	4	4	4	4	4	4	5	5	4	5	4	5	5	7	
	13	14	13	13	12	9	9	8	8	7	6	6	6	5	6	6	6	6	6	6	6	9	9	12	13
	NNW	NNW	NNW	NNW	NNW	NNW	NNW	N	N	N	N	NNE	NNE	NE	NE	ENE	ENE	ENE	E	SE	SSE	SSE	SE	SE	
63/64	7	8	8	8	7	7	5	5	4	4	4	3	3	3	3	3	4	4	5	4	5	5	7	7	
	13	13	13	12	11	9	8	7	6	6	5	5	5	5	4	4	5	5	6	7	9	9	12	13	
	NNW	NNW	NNW	NNW	NNW	NNW	NNW	N	N	N	N	N	NNE	NE	NE	ENE	ENE	ENE	E	ESE	SE	SE	SE	SE	
51/52	7	7	7	7	7	5	5	4	4	3	3	3	3	3	3	3	3	4	3	4	3	4	5	6	7
	13	13	12	10	9	8	6	6	6	4	5	4	4	5	4	4	4	4	6	6	8	10	12	13	
	NNW	NNW	NNW	NNW	NNW	NNW	NNW	NNW	NNW	N	N	N	NNE	NE	NE	ENE	ENE	ENE	E	ESE	SE	SE	SE	SSE	
37/38	8	8	7	7	7	5	4	4	4	3	3	3	3	3	2	2	2	3	4	4	4	5	5	7	
	13	13	13	11	9	7	6	5	5	4	5	5	4	4	3	3	4	4	6	7	8	9	11	13	
	NNW	NNW	NNW	NNW	NNW	NNW	NNW	NW	NNW	NNW	N	N	NNE	NE	NE	NE	ENE	ENE	E	SE	SE	SE	SE	SSE	
25/26	9	8	7	7	6	5	4	3	3	3	3	3	3	3	1	2	1	2	3	3	4	5	6	7	
	13	13	12	10	9	7	6	5	4	4	4	4	4	4	2	3	3	4	5	6	7	9	11	12	
	NNW	NNW	NNW	NNW	NNW	NNW	NNW	NW	NNW	NW	N	N	N	NNE	NNE	NNE	NE	NE	ENE	E	ESE	SE	SSE	SSE	
11/12	9	8	7	6	5	3	3	3	3	2	3	2	2	2	1	1	2	2	3	3	3	5	6	7	
	13	13	12	9	9	7	6	5	4	4	5	4	4	4	3	3	4	4	5	6	7	9	10	11	
	NNW	NNW	NNW	NNW	NNW	NW	NW	NW	NNW	NNW	N	N	N	NNE	N	N	NNE	NNE	NNE	NE	ESE	SE	SSE	SSE	
1 & 2 Bravo	9	8	8	7	7	6	5	5	5	5	4	4	3	3	2	3	3	3	3	4	5	5	5	5	
	13	12	12	11	11	10	8	8	8	7	6	6	5	4	3	4	4	5	6	7	9	9	10	10	
	NNW	NNW	NNW	NNW	NNW	NNW	NNW	NNW	NNW	N	N	N	N	N	N	N	NNE	NNE	NE	ENE	E	ESE	SE	SSE	

NOTE: This is automated data that may/may not agree with the official BAM thinking that's found on the daily slides or special visibility report slides. This data should be used as a guide only

Houston Pilots: Sun. 2/18/2024

Forecast Discussion

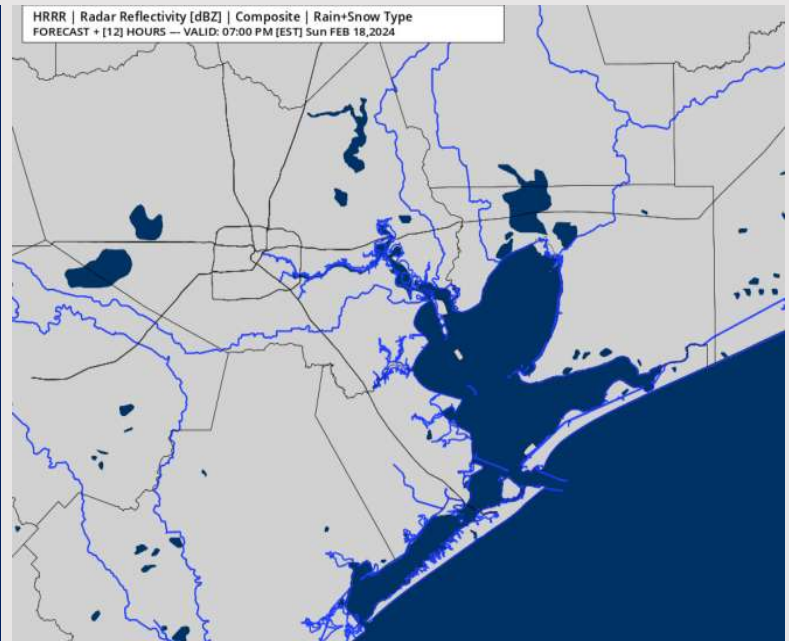
Precip: Favoring dry conditions for the remainder of the day.

Wind: Winds to continue out of the N/NE through 3PM before becoming variable for the remainder of the period. **N Morgan's Point:** 4 – 9 kts through 6 PM before becoming 3 – 6 kts. **S of Morgan's Point:** Winds at 8 – 13 kts through 3PM. After 3 PM, winds will be at 4 – 9 kts for the remainder of the day for all Stations.

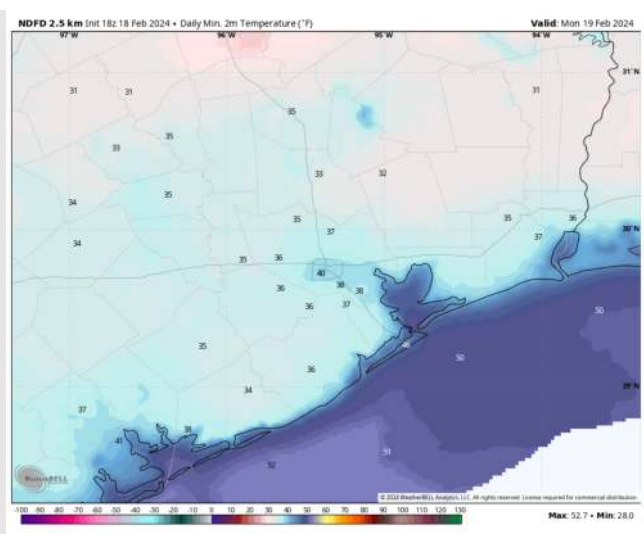
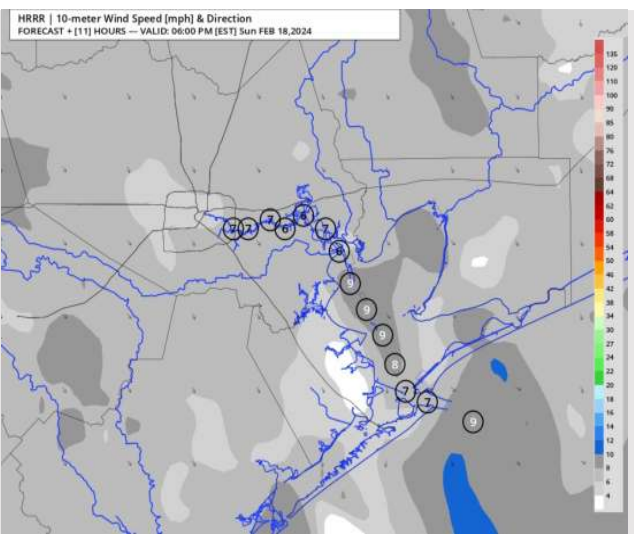
Low Temps: **N of Morgan's Point:** Upper 30s-Near 40 F. **S of Morgan's Point:** Upper 40s-Near 50 F.

Visibility: Not anticipating any fog concerns at this time.

Precip Image: 6 PM CT



Wind Speed:
5 PM CT



Low Temps
MON AM

Forecast Discussion

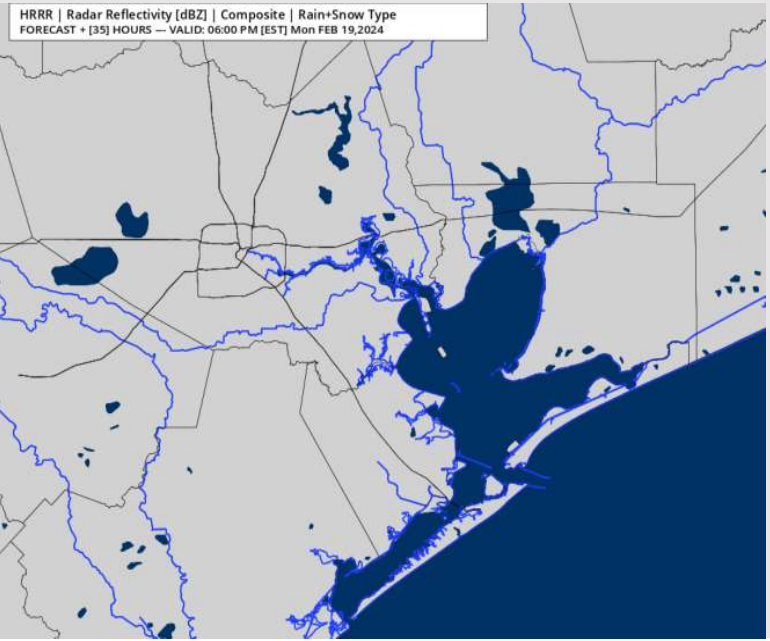
Precip: Favoring dry conditions throughout the day Monday.

Wind: Winds predominantly out of the N/NW will settle out of the S/SE by 1 PM. **N of Morgan's Point:** Winds at 2-6 kts through 1 PM before slight increase to 4-9 kts the rest of the day. **S of Morgan's Point:** Winds at 3-7 kts through 3 PM before increasing to 6-11 kts the remainder of MON.

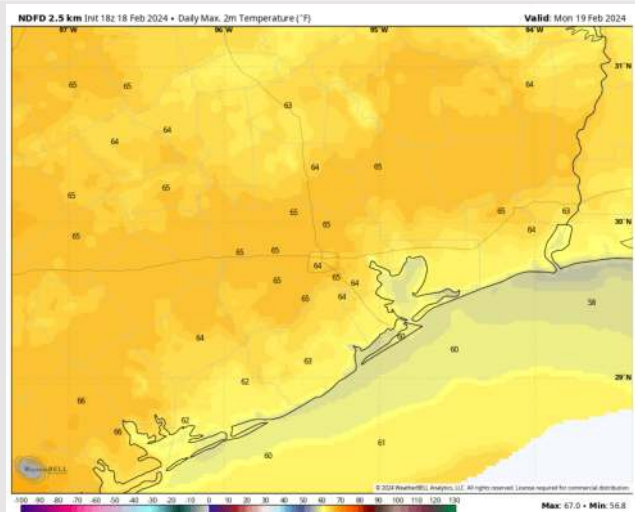
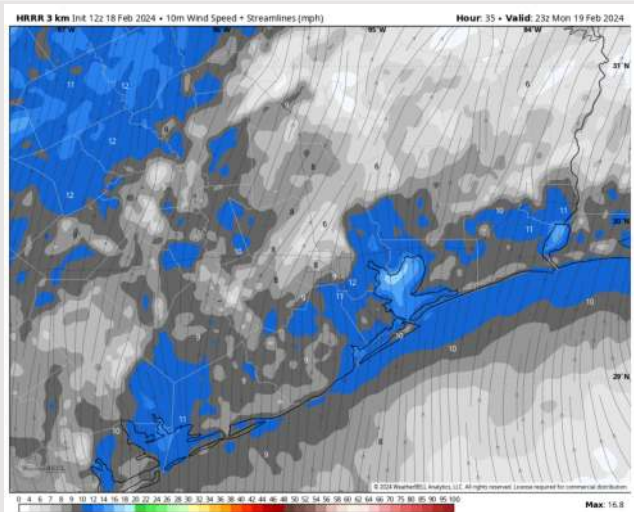
High Temps: **N of Morgan's Point:** Mid/Upper 60s F. **S of Morgan's Point:** Low 60s F.

Visibility: While winds will be out of the SE in the afternoon/evening, not favoring fog concerns at this time.

Precip Image: 5 PM CT



Wind Speed:
5 PM CT



High Temps
Monday

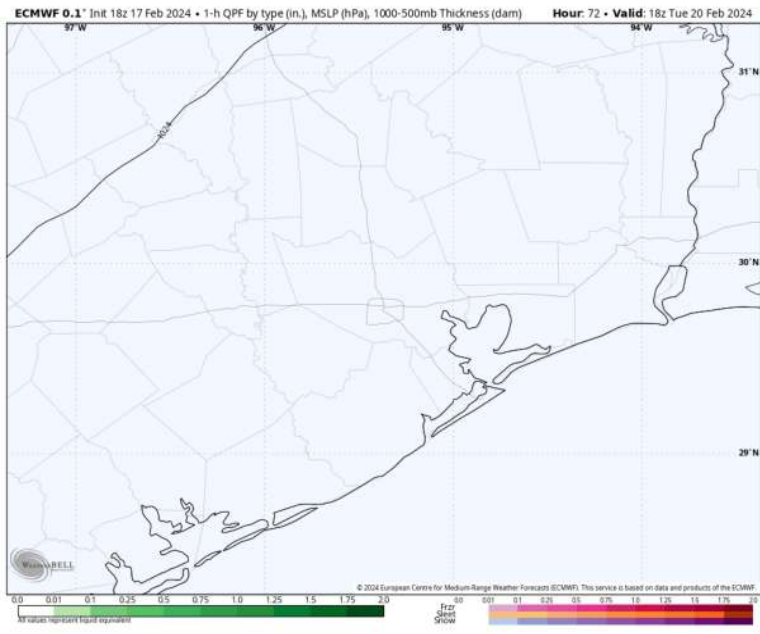
Houston Pilots: Tue. 2/20/2024



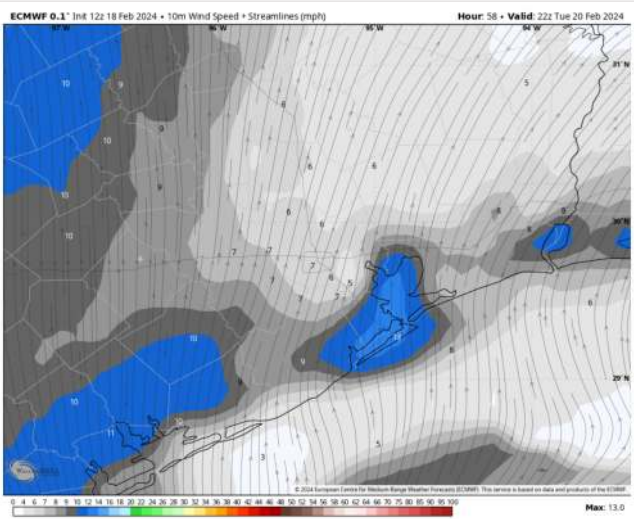
Forecast Discussion

- Precip:** Favoring dry conditions for Tuesday.
- Wind:** Winds out of the S/SSW throughout the day. **N Morgan's Point:** 3-8 kts in the AM, before a slight increase to 4-9 kts after 12 PM. **S of Morgan's Point:** Winds at 5-10 kts will quickly decrease to 3-8 kts by 4 AM. Winds then increase to 6-11 kts after 12 PM.
- High Temps:** **N of Morgan's Point:** Upper 70s F. **S of Morgan's Point:** Mid-Low 60s F.
- Visibility:** No fog concerns for Tuesday.

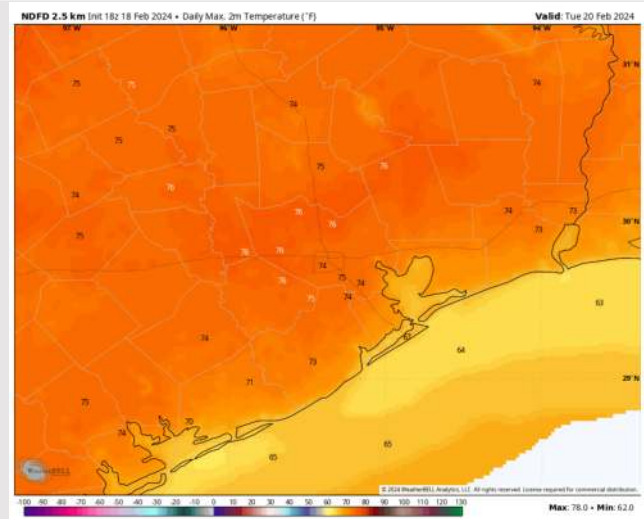
Precip Image: 12 PM CT



Wind Speed:
4 PM CT



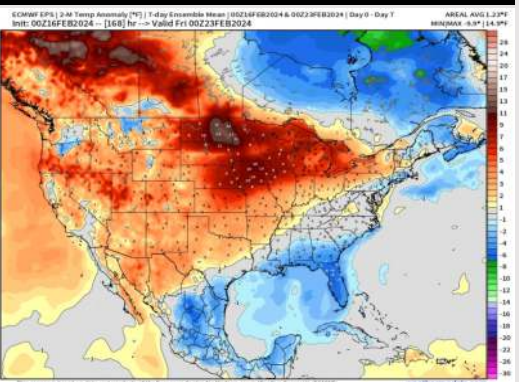
High Temps
Tuesday



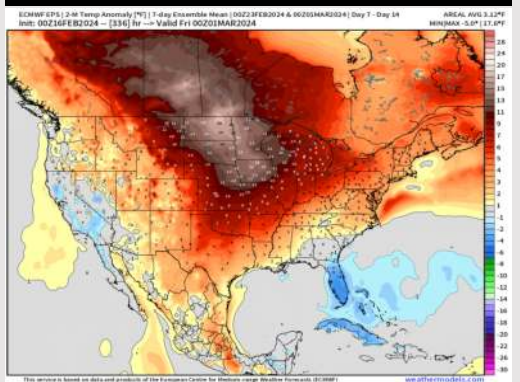
Houston Pilots: 2/18/24



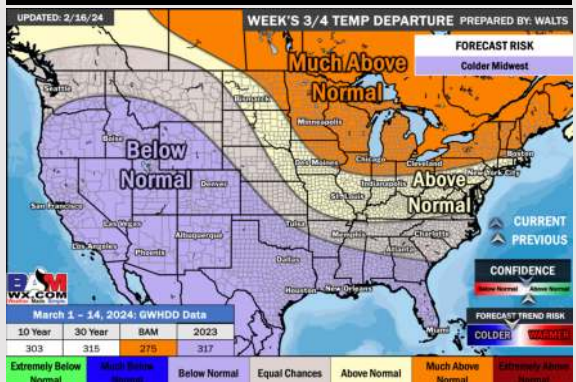
Next 7 Day Temperature Departure



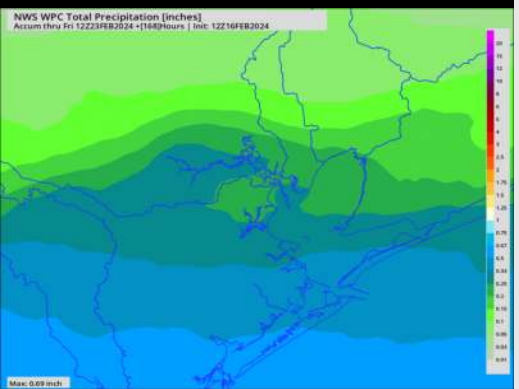
8-14 Day Temperature Departure



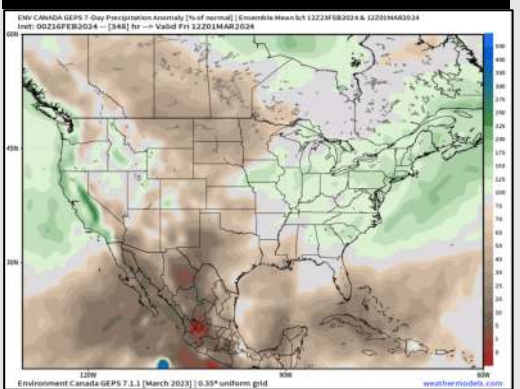
15-30 Day Temperature Departure



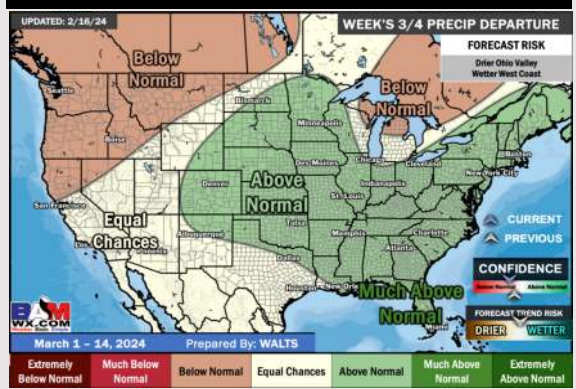
Next 7 Day Total Precipitation



8-14 Day % of Average Precip.



15-30 Day % of Average Precip.



- A drier week is favored ahead. Slightly below normal temperatures favored for the week ahead.
- Below normal precipitation chances are at play during the week 2 timeframe. Temps expected to be above normal.
- Below normal temperatures and near normal chances for precipitation are favored in the weeks 3/4 timeframe.