

Houston Pilots Forecast Package



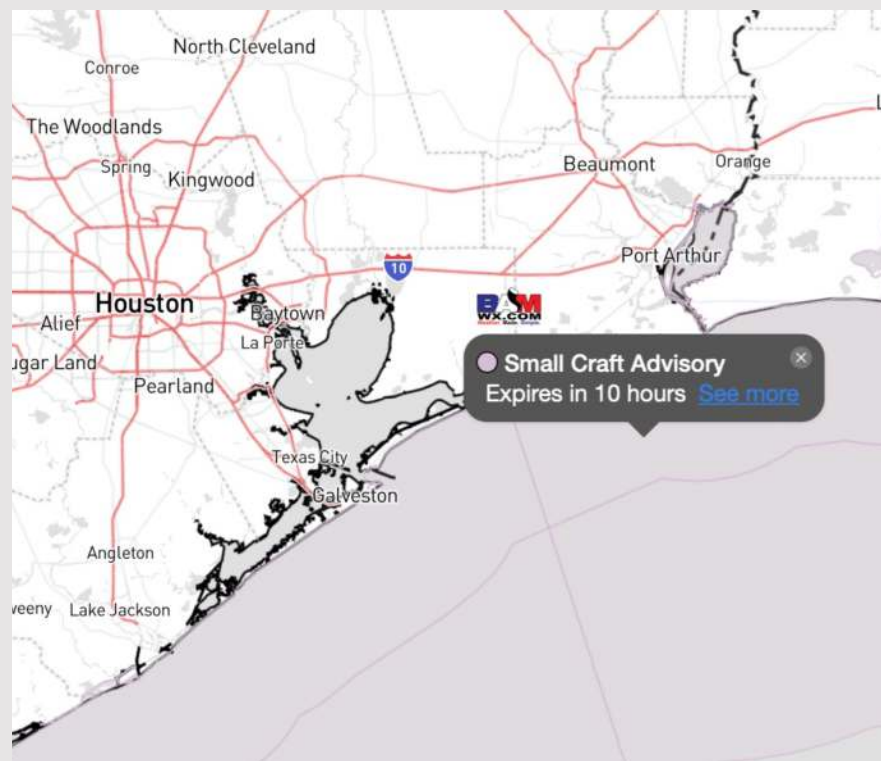
Updated: 12:00 AM CT

Saturday, February 17, 2024

Forecaster: Tyler Riggles

Weather Headlines

- Favoring dry conditions for the next 72 hours.
- Winds will be on a decreasing trend throughout the day.
- **Not anticipating a fog risk over the next several days.**



Radar/NWS Alerts: 12:00 AM CT




As always, please do not hesitate to reach out to us with any forecast questions via the chat option on Clarity or our on-call number, **(317)-560-8122** press 1 for forecast questions.

Houston Pilots Extended Range Visibility Report



Wednesday 2/21/24

Not favoring visibility concerns at this time.




Friday 2/23/24

Not favoring visibility concerns at this time.



Thursday 2/22/24

Not favoring visibility concerns at this time.



Chance for Fog

Wednesday AM	Unlikely
Wednesday PM	Unlikely
Thursday AM	Unlikely
Thursday PM	Unlikely
Friday AM	Unlikely
Friday PM	Unlikely

Houston Pilots Visibility Chart (miles)



Forecast Confidence



Time	Sat 11pm	Sun 12am	Sun 1am	Sun 2am	Sun 3am	Sun 4am	Sun 5am	Sun 6am	Sun 7am	Sun 8am	Sun 9am	Sun 10am	Sun 11am	Sun 12pm	Sun 1pm	Sun 2pm	Sun 3pm	Sun 4pm	Sun 5pm	Sun 6pm	Sun 7pm	Sun 8pm	Sun 9pm	Sun 10pm
610 Bridge	10	10	10	10	10	10	10	10	10	10	10	10	10	10	10	10	10	10	10	10	10	10	10	10
Kinder 1	10	10	10	10	10	10	10	10	10	10	10	10	10	10	10	10	10	10	10	10	10	10	10	10
Greens Bayou	10	10	10	10	10	10	10	10	10	10	10	10	10	10	10	10	10	10	10	10	10	10	10	10
Shell Crude	10	10	10	10	10	10	10	10	10	10	10	10	10	10	10	10	10	10	10	10	10	10	10	10
Lynchburg Ferries	10	10	10	10	10	10	10	10	10	10	10	10	10	10	10	10	10	10	10	10	10	10	10	10
Exxon 3	10	10	10	10	10	10	10	10	10	10	10	10	10	10	10	10	10	10	10	10	10	10	10	10
Morgans Point	10	10	10	10	10	10	10	10	10	10	10	10	10	10	10	10	10	10	10	10	10	10	10	10
75/76	10	10	10	10	10	10	10	10	10	10	10	10	10	10	10	10	10	10	10	10	10	10	10	10
63/64	10	10	10	10	10	10	10	10	10	10	10	10	10	10	10	10	10	10	10	10	10	10	10	10
51/52	10	10	10	10	10	10	10	10	10	10	10	10	10	10	10	10	10	10	10	10	10	10	10	10
37/38	10	10	10	10	10	10	10	10	10	10	10	10	10	10	10	10	10	10	10	10	10	10	10	10
25/26	10	10	10	10	10	10	10	10	10	10	10	10	10	10	10	10	10	10	10	10	10	10	10	10
11/12	10	10	10	10	10	10	10	10	10	10	10	10	10	10	10	10	10	10	10	10	10	10	10	10
1 & 2 Bravo	10	10	10	10	10	10	10	10	10	10	10	10	10	10	10	10	10	10	10	10	10	10	10	10

NOTE: This is automated data that may/may not agree with the official BAM thinking that's found on the daily slides or special visibility report slides. This data should be used as a guide only

Houston Pilots Wind Chart



Sustained wind 13 Knots
Gusts 18 Knots
Wind from the N

Example
WS: 13
G:18
N

Time Knots	Sat 11pm	Sun 12am	Sun 1am	Sun 2am	Sun 3am	Sun 4am	Sun 5am	Sun 6am	Sun 7am	Sun 8am	Sun 9am	Sun 10am	Sun 11am	Sun 12pm	Sun 1pm	Sun 2pm	Sun 3pm	Sun 4pm	Sun 5pm	Sun 6pm	Sun 7pm	Sun 8pm	Sun 9pm	Sun 10pm
610 Bridge	8 16 N	7 13 N	6 13 N	6 12 N	5 11 N	6 11 N	6 12 N	6 12 N	6 12 N	7 13 N	7 12 N	7 12 N	6 10 N	6 9 NNW	5 9 NNW	5 11 NW	5 11 NW	5 10 NW	5 8 NW	3 7 NW	3 5 NW	3 4 NW	2 4 NNW	2 4 NNW
Kinder 1	8 16 N	7 13 N	6 13 N	5 12 N	5 11 N	6 12 N	6 12 N	6 12 N	6 12 N	7 13 N	7 12 N	7 11 N	6 10 N	6 9 NNW	5 10 NNW	5 11 NW	5 11 NW	5 10 NW	5 8 NW	3 7 NW	3 5 NW	3 4 NW	2 4 NNW	1 4 NNW
Greens Bayou	8 16 N	7 14 N	6 13 N	5 12 N	5 11 N	6 11 N	6 12 N	6 12 N	6 12 N	7 13 N	7 13 N	6 11 N	6 10 N	5 9 NNW	5 10 NNW	5 11 NW	5 11 NW	5 10 NW	5 8 NW	3 7 NW	3 5 NW	3 4 NW	2 4 NNW	2 4 NNW
Shell Crude	8 16 N	7 14 N	7 13 N	6 13 N	6 12 N	5 12 N	6 12 N	6 12 N	6 12 N	7 13 N	7 13 N	6 11 N	6 10 N	6 9 NNW	6 10 NNW	6 11 NW	6 10 NW	5 10 NW	5 8 NW	4 7 NW	3 4 NW	3 4 NW	2 4 NNW	2 4 NNW
Lynchburg Ferries	7 15 N	7 14 N	6 13 N	5 12 N	5 11 N	5 11 N	6 12 N	6 12 N	6 12 N	7 13 N	6 12 N	6 11 N	6 10 N	5 9 NNW	5 10 NNW	5 11 NW	5 11 NW	5 10 NW	5 8 NW	4 7 NW	3 5 NW	3 4 NW	2 4 NNW	2 4 NNW
Exxon 3	10 17 N	9 16 N	8 15 N	8 14 N	8 13 N	9 13 N	9 13 N	9 13 N	7 13 N	9 13 N	8 13 N	7 12 N	7 11 N	5 11 NNW	6 11 NNW	6 12 NW	6 12 NW	6 12 NW	6 10 NW	5 8 NW	4 6 NW	3 5 NW	3 5 NNW	3 4 NNW
Morgans Point	11 19 N	9 17 N	9 16 N	9 15 N	9 14 N	9 15 N	9 15 N	9 14 N	8 13 N	9 14 N	8 13 N	7 12 N	7 11 N	6 10 NNW	5 11 NNW	6 12 NW	6 12 NW	6 11 NW	5 9 NW	5 9 NW	3 5 NW	3 5 NW	3 5 NNW	3 6 NNW
75/76	17 25 N	17 24 N	15 22 N	15 22 N	15 22 N	15 22 N	15 22 N	15 21 N	15 20 N	14 18 N	12 14 N	10 13 N	9 13 N	7 13 NNW	7 14 NNW	7 14 NNW	8 13 NNW	8 13 NNW	9 13 NNW	8 12 NW	7 10 NW	6 9 NW	5 8 NW	5 7 NW
63/64	18 26 N	17 24 N	15 23 N	15 23 N	15 22 N	15 23 N	15 23 N	15 21 N	14 20 N	12 18 N	10 15 N	9 13 N	7 13 NNW	7 13 NNW	7 13 NNW	7 13 NNW	7 13 NNW	7 11 NNW	7 10 NW	7 9 NW	7 8 NW	5 6 NW	5 6 NNW	
51/52	19 28 NNE	17 26 NNE	17 25 NNE	17 24 NNE	17 24 NNE	17 24 NNE	17 24 NNE	17 22 NNE	15 21 NNE	13 18 NNE	10 15 NNE	9 13 NNE	9 13 NNE	7 13 NNE	7 13 NNE	7 13 NNE	7 13 NNE	7 10 NNE	6 9 NW	5 7 NW	4 6 NW	3 5 WNW	3 5 WNW	
37/38	19 28 NNE	18 26 NNE	17 26 NNE	17 25 NNE	17 25 NNE	17 25 NNE	17 24 NNE	17 23 NNE	16 21 NNE	13 19 NNE	11 16 NNE	9 14 NNE	9 13 NNE	8 13 NNE	7 13 NNE	7 12 NNE	7 12 NNE	7 10 NNE	5 9 NW	4 7 NW	4 6 NW	3 5 WNW	3 5 WNW	
25/26	19 28 NNE	18 26 NNE	17 26 NNE	17 25 NNE	17 25 NNE	17 24 NNE	17 24 NNE	17 23 NNE	16 21 NNE	13 19 NNE	11 16 NNE	11 15 NNE	9 13 NNE	9 13 NNE	8 13 NNE	7 12 NNE	7 12 NNE	6 10 NNE	5 9 NW	4 7 NW	3 6 NW	3 4 WNW	3 4 WNW	
11/12	16 23 NNE	15 22 NNE	15 22 NNE	15 23 NNE	15 21 NNE	15 21 NNE	15 21 NNE	15 21 NNE	14 19 NNE	13 17 NNE	12 15 NNE	11 15 NNE	10 14 NNE	9 13 NNE	9 13 NNE	7 13 NNE	7 11 NNE	5 9 NW	4 8 NW	3 7 NW	3 6 NW	3 5 WNW	3 5 WNW	
1 & 2 Bravo	20 29 NNE	19 27 NNE	19 28 NNE	19 28 NNE	19 28 NNE	19 27 NNE	19 26 NNE	18 25 NNE	17 23 NNE	15 21 NNE	13 18 NNE	11 15 NNE	9 13 NNE	9 13 NNE	9 13 NNE	8 12 NNE	8 13 NNE	7 11 NNE	7 11 NNE	6 10 NW	5 9 NW	5 7 NW	4 8 NW	

NOTE: This is automated data that may/may not agree with the official BAM thinking that's found on the daily slides or special visibility report slides. This data should be used as a guide only

Houston Pilots: Sun. 2/18/2024



Forecast Discussion

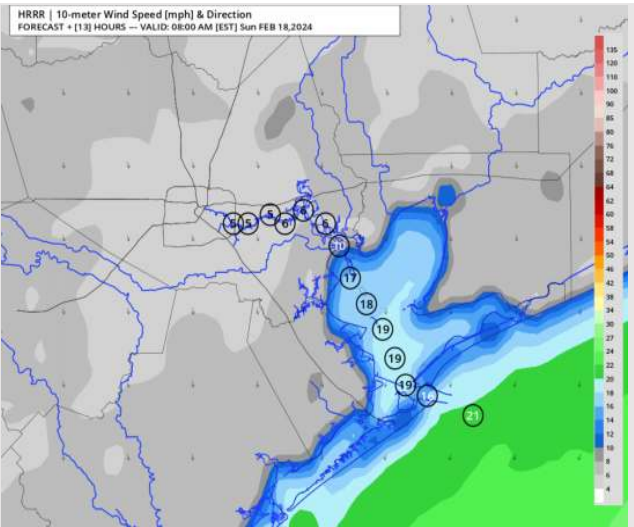
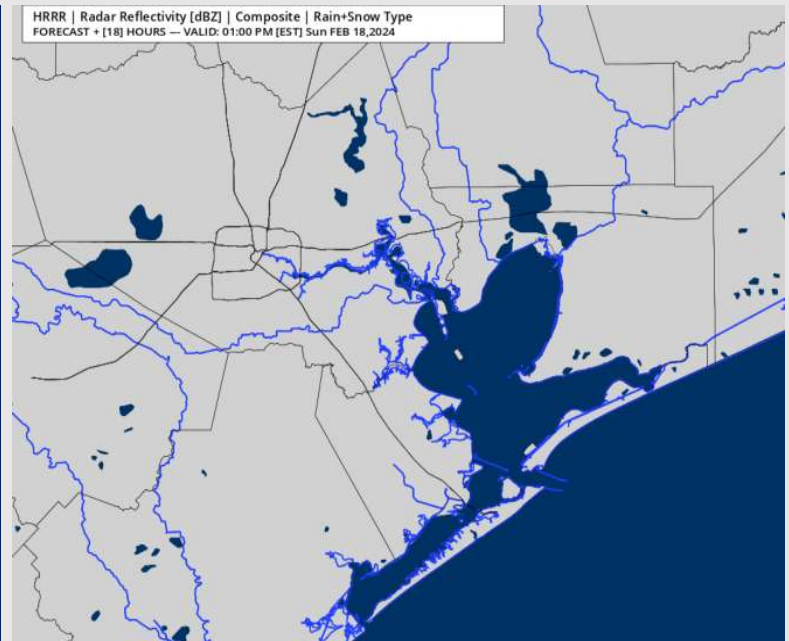
Precip: Favoring dry conditions for today.

Wind: Winds to continue out of the N/NE through 3PM before becoming variable for the remainder of the period. **N Morgan's Point:** 4 – 9 kts through 5 PM before becoming 3 – 6 kts. **S of Morgan's Point:** Winds at 12-17 kts through 9 AM before decreasing to 8 – 13 kts through 3PM. After 3 PM, winds will be at 4 – 9 kts for the remainder of the day for all Stations. Gusts of 15 – 20 kts will be possible through 10AM near the Boarding Station.

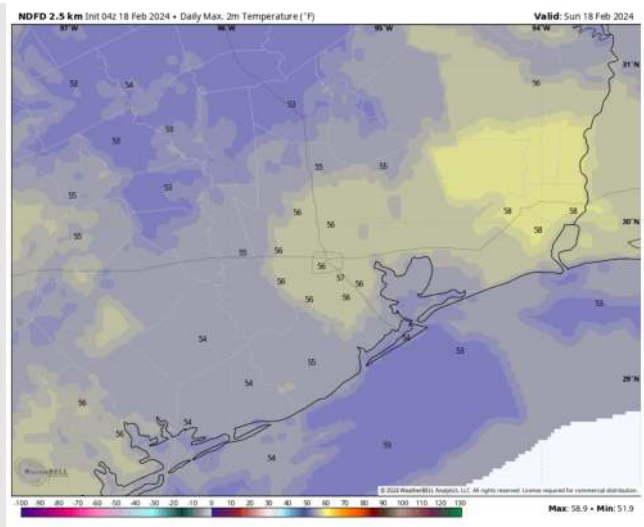
High Temps: **N of Morgan's Point:** Upper 50s F. **S of Morgan's Point:** Mid 50's F.

Visibility: Not anticipating any fog concerns at this time.

Precip Image: 12 PM CT



Wind Speed:
7 AM CT



High Temps
Today

Forecast Discussion

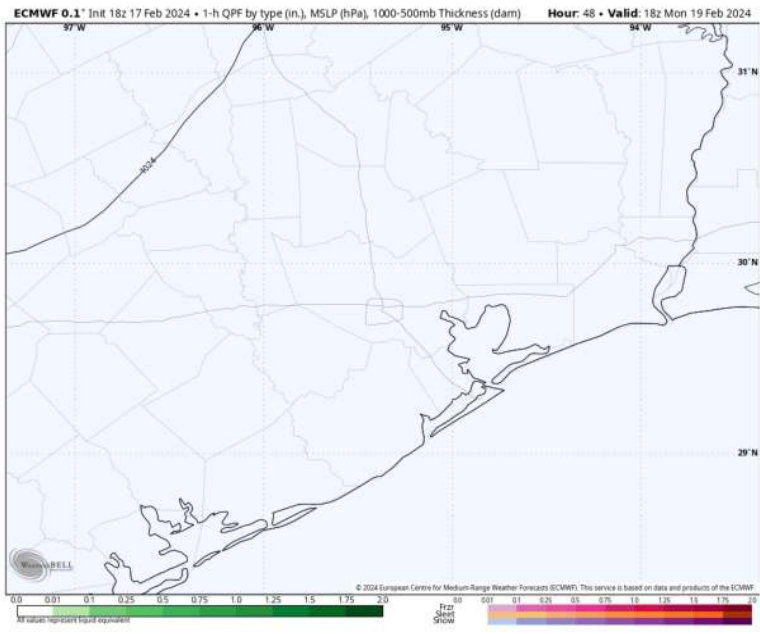
Precip: Favoring dry conditions throughout the day Monday.

Wind: Winds predominantly out of the N/NW will settle out of the S/SE by 1 PM. **N of Morgan's Point:** Winds at 2-6 kts through 1 PM before slight increase to 4-9 kts the rest of the day. **S of Morgan's Point:** Winds at 3-7 kts through 3 PM before increasing to 6-11 kts the remainder of MON.

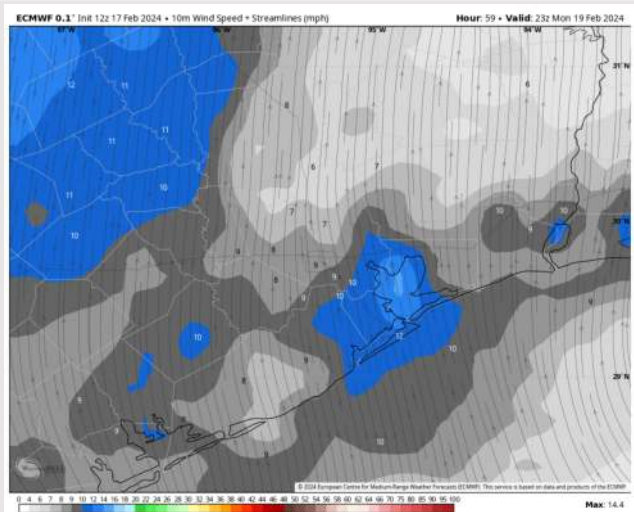
High Temps: **N of Morgan's Point:** Mid/Upper 60s F. **S of Morgan's Point:** Low 60s F.

Visibility: While winds will be out of the SE in the afternoon/evening, not favoring fog concerns at this time.

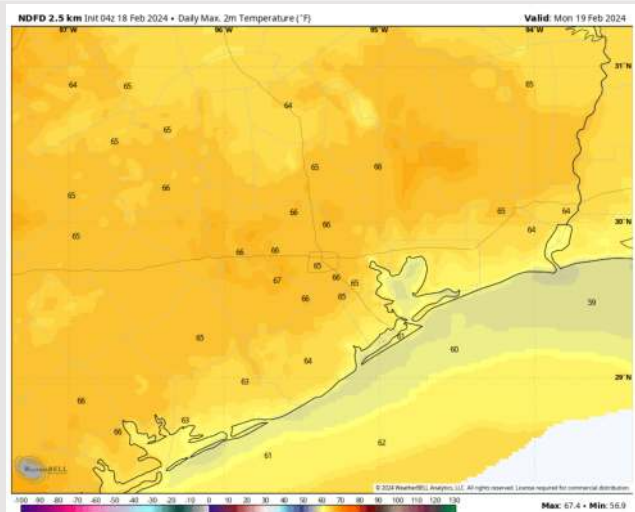
Precip Image: 12 PM CT



Wind Speed:
5 PM CT



High Temps
Monday



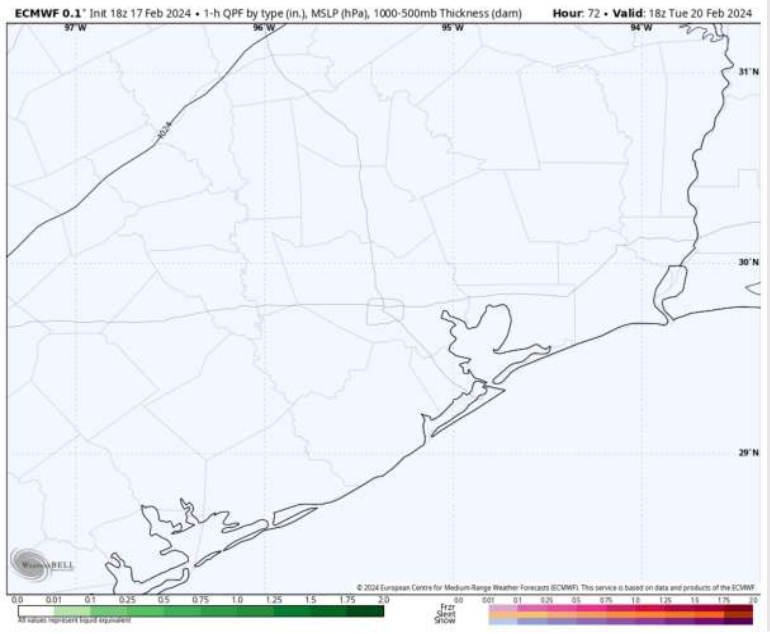
Houston Pilots: Tue. 2/20/2024



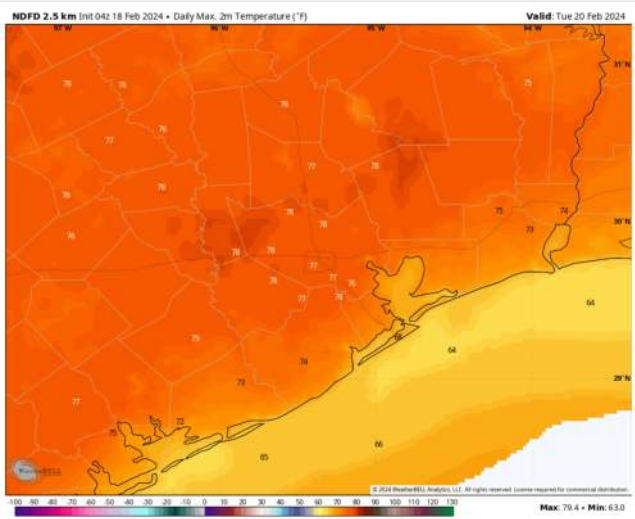
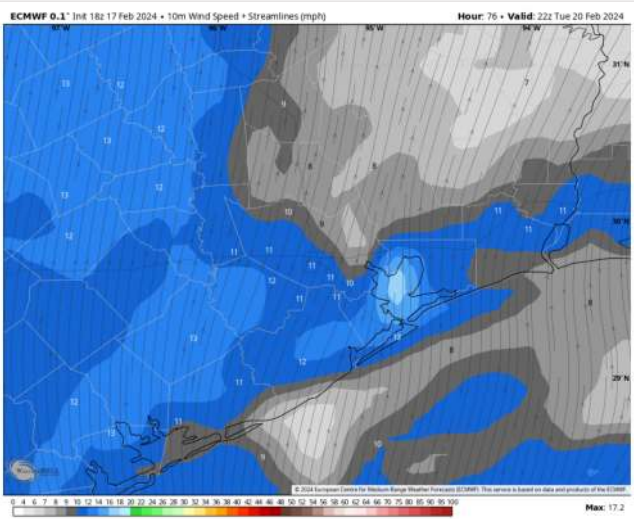
Forecast Discussion

- Precip:** Favoring dry conditions for Tuesday.
- Wind:** Winds out of the S/SSW throughout the day. **N Morgan's Point:** 3-8 kts in the AM, before a slight increase to 4-9 kts after 12 PM. **S of Morgan's Point:** Winds at 5-10 kts will quickly decrease to 3-8 kts by 4 AM. Winds then increase to 6-11 kts after 12 PM.
- High Temps:** **N of Morgan's Point:** Upper 70s F. **S of Morgan's Point:** Mid-Low 60s F.
- Visibility:** No fog concerns for Tuesday.

Precip Image: 12 PM CT



Wind Speed:
4 PM CT

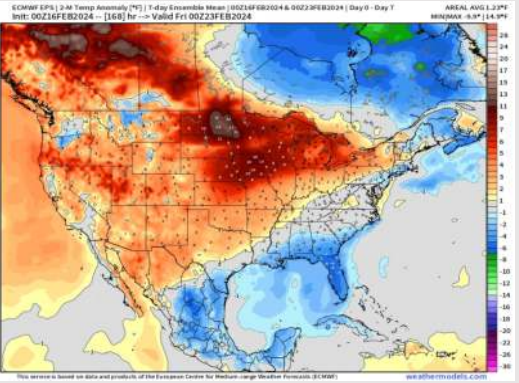


High Temp
Tuesday

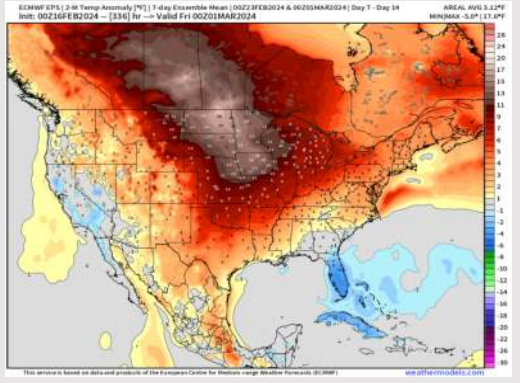
Houston Pilots: 2/17/24



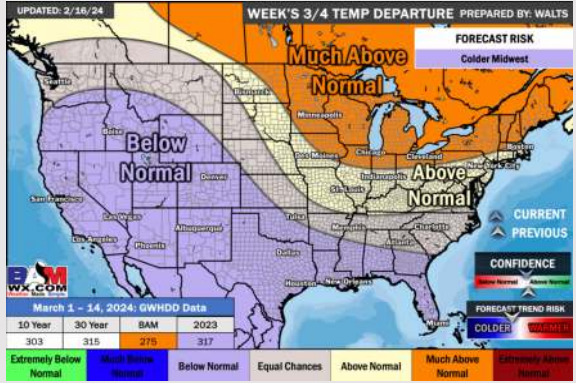
Next 7 Day Temperature Departure



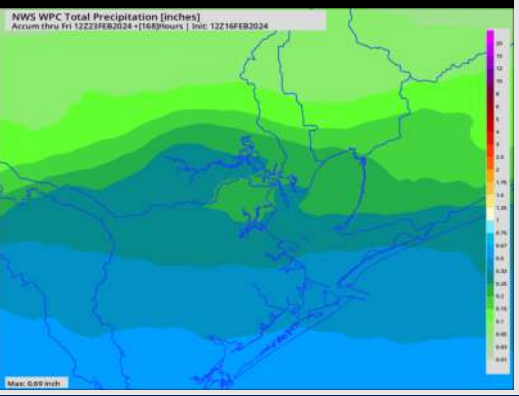
8-14 Day Temperature Departure



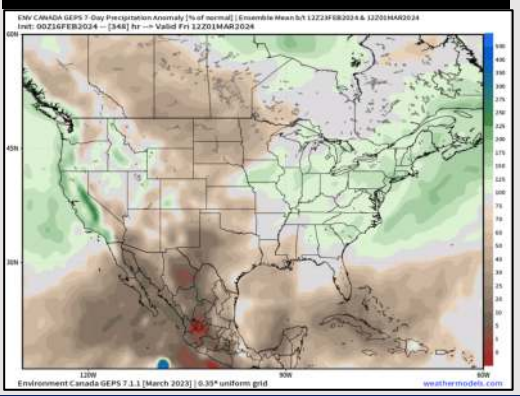
15-30 Day Temperature Departure



Next 7 Day Total Precipitation



8-14 Day % of Average Precip.



15-30 Day % of Average Precip.



- A drier week is favored ahead. Slightly below normal temperatures favored for the week ahead.
- Below normal precipitation chances are at play during the week 2 timeframe. Temps expected to be above normal.
- Below normal temperatures and near normal chances for precipitation are favored in the weeks 3/4 timeframe.