

# Houston Pilots Forecast Package



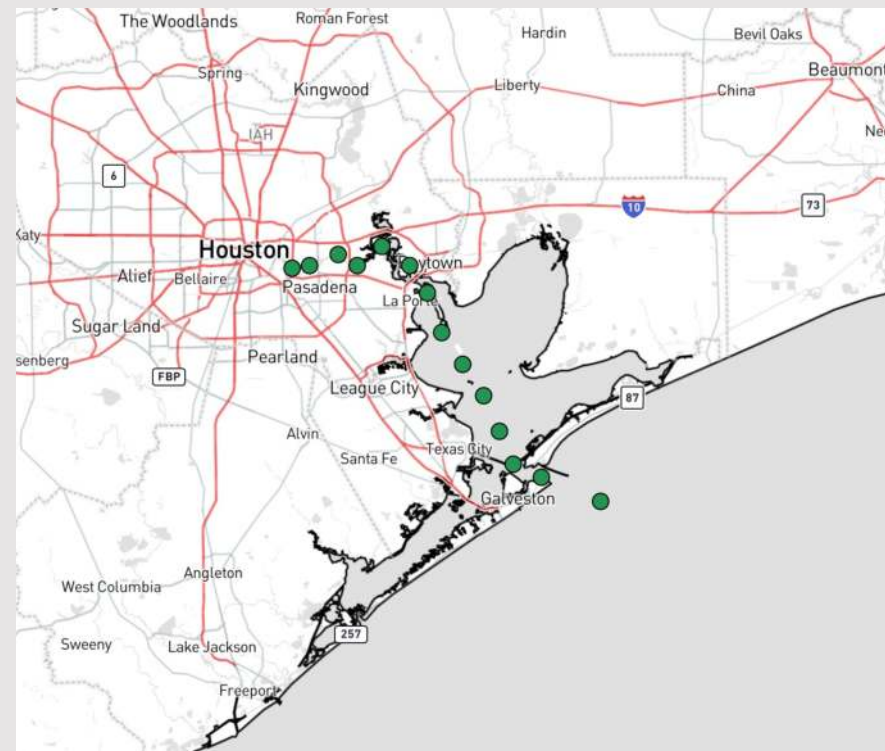
Updated: 12:00 AM CT

Sunday, February 25, 2024

Forecaster: Jonathan Kipper

## Weather Headlines

- Favoring dry conditions through the start of the week.
- Elevated winds expected to return late this morning and remain out of the S/SW over the next few days
- Not anticipating any visibility risks over the next few days due to these elevated winds/wind gusts.



**Radar/NWS Alerts: 12:00 AM CT**



As always, please do not hesitate to reach out to us with any forecast questions via the chat option on Clarity or our on-call number, **(317)-560-8122** press 1 for forecast questions.

# Houston Pilots Extended Range Visibility Report



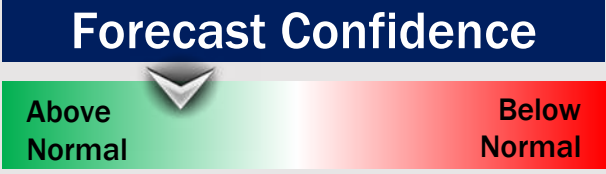
## Wednesday 2/28/24

As a front approaches from the northwest, will need to monitor for low end potential for patchy fog Wednesday AM/early PM. Confidence remains below normal.



## Thursday 2/29/24

Not anticipating visibility concerns for Thursday



## Friday 3/1/24

Not anticipating visibility concerns for Friday



## Chance for Fog

Wednesday AM	Possible
Wednesday PM	Possible
Thursday AM	Unlikely
Thursday PM	Unlikely
Friday AM	Unlikely
Friday PM	Unlikely

# Houston Pilots Visibility Chart (miles)



Time	Sun 12am	Sun 1am	Sun 2am	Sun 3am	Sun 4am	Sun 5am	Sun 6am	Sun 7am	Sun 8am	Sun 9am	Sun 10am	Sun 11am	Sun 12pm	Sun 1pm	Sun 2pm	Sun 3pm	Sun 4pm	Sun 5pm	Sun 6pm	Sun 7pm	Sun 8pm	Sun 9pm	Sun 10pm	Sun 11pm
610 Bridge	10	10	10	10	10	10	10	10	10	10	10	10	10	10	10	10	10	10	10	10	10	10	10	10
Kinder 1	10	10	10	10	10	10	10	10	10	10	10	10	10	10	10	10	10	10	10	10	10	10	10	10
Greens Bayou	10	10	10	10	10	10	10	10	10	10	10	10	10	10	10	10	10	10	10	10	10	10	10	10
Shell Crude	10	10	10	10	10	10	10	10	10	10	10	10	10	10	10	10	10	10	10	10	10	10	10	10
Lynchburg Ferries	10	10	10	10	10	10	10	10	10	10	10	10	10	10	10	10	10	10	10	10	10	10	10	10
Exxon 3	10	10	10	10	10	10	10	10	10	10	10	10	10	10	10	10	10	10	10	10	10	10	10	10
Morgans Point	10	10	10	10	10	10	10	10	10	10	10	10	10	10	10	10	10	10	10	10	10	10	10	10
75/76	10	10	10	10	10	10	10	10	10	10	10	10	10	10	10	10	10	10	10	10	9	9	9	9
63/64	10	10	10	10	10	10	10	10	10	10	10	10	10	10	10	10	10	10	10	9	9	9	9	9
51/52	10	10	10	10	10	10	10	10	10	10	10	10	10	10	10	10	10	9	9	9	9	9	9	9
37/38	10	10	10	10	10	10	10	10	10	10	10	10	10	10	10	10	10	9	9	9	9	9	9	9
25/26	10	10	10	10	10	10	10	10	10	10	10	10	10	10	10	10	9	9	9	9	9	9	9	9
11/12	10	10	10	10	10	10	10	10	10	10	10	10	10	10	9	9	9	9	9	9	9	9	9	9
1 & 2 Bravo	10	10	10	10	10	10	10	10	10	10	10	10	10	10	9	9	9	9	9	9	9	9	9	9

**NOTE: This is automated data that may/may not agree with the official BAM thinking that's found on the daily slides or special visibility report slides. This data should be used as a guide only**

# Houston Pilots Wind Chart



## Forecast Confidence



## Example

Sustained wind 13 Knots  
Gusts 18 Knots  
Wind from the N

WS: 13  
G:18  
N

Time Knots	Sun 12am	Sun 1am	Sun 2am	Sun 3am	Sun 4am	Sun 5am	Sun 6am	Sun 7am	Sun 8am	Sun 9am	Sun 10am	Sun 11am	Sun 12pm	Sun 1pm	Sun 2pm	Sun 3pm	Sun 4pm	Sun 5pm	Sun 6pm	Sun 7pm	Sun 8pm	Sun 9pm	Sun 10pm	Sun 11pm	
610 Bridge	5	5	4	4	4	4	4	5	5	7	9	10	11	12	13	13	13	13	11	11	11	10	10	10	
	10	9	9	9	8	8	9	9	10	14	17	20	22	25	24	26	27	24	23	22	21	21	20	21	
	SSW	SSW	SSW	SSW	SSW	S	S	S	S	S	S	S	S	S	S	S	S	S	S	S	S	S	S	S	
Kinder 1	5	5	4	4	4	4	5	5	5	7	9	10	11	12	13	13	13	13	11	11	10	10	10	11	
	10	9	9	9	8	8	9	9	10	14	17	20	22	24	24	26	27	24	23	22	21	21	21	21	
	SSW	SSW	SSW	SSW	SSW	S	S	S	S	S	S	S	S	S	S	S	S	S	S	S	S	S	S	S	
Greens Bayou	5	5	5	4	4	4	4	5	5	7	9	10	11	12	13	13	13	13	11	11	9	9	9	9	
	9	9	9	8	8	8	8	9	10	13	17	19	21	23	23	25	25	24	22	21	20	20	20	19	
	SSW	SSW	SSW	SSW	SSW	SSW	S	S	S	S	S	S	S	S	S	S	S	S	S	S	S	S	S	S	
Shell Crude	5	4	5	5	4	4	4	5	5	7	9	10	11	12	13	13	13	13	11	11	9	9	9	9	
	9	9	9	9	8	8	9	9	10	13	17	19	21	23	23	25	25	23	22	21	20	20	19	18	
	SSW	SSW	SSW	SSW	SSW	SSW	SSW	S	S	S	S	S	S	S	S	S	S	S	S	S	S	S	S	S	
Lynchburg Ferries	5	4	4	4	4	3	4	4	5	7	9	10	12	12	13	13	13	13	11	10	9	9	9	9	
	9	9	8	8	7	7	8	8	10	13	16	18	21	22	23	25	25	22	21	21	20	19	18	17	
	SSW	SSW	SSW	SSW	SSW	S	S	S	S	S	S	S	S	S	S	S	S	S	S	S	S	S	S	S	
Exxon 3	5	4	5	5	4	4	5	5	5	7	9	11	12	13	14	14	15	15	14	13	12	11	11	11	
	9	9	9	9	8	8	9	9	11	13	16	18	21	21	22	24	24	22	22	21	19	19	17	18	
	SSW	SSW	SSW	SSW	SSW	S	S	S	S	S	S	S	S	S	S	S	S	S	S	S	S	S	S	S	
Morgans Point	5	4	4	5	4	4	4	5	5	7	9	10	12	13	13	14	15	15	13	13	11	11	10	10	
	9	8	9	9	8	8	9	9	11	13	15	18	20	21	23	23	23	21	21	19	18	17	17	17	
	SSW	SSW	SSW	SSW	SSW	SSW	SSW	S	S	S	S	S	S	S	S	S	S	S	S	S	S	S	S	S	
75/76	7	7	7	6	7	7	7	7	8	9	9	11	13	14	15	16	17	17	17	15	14	13	13	13	
	9	9	9	9	9	10	10	10	12	13	15	18	20	21	23	24	25	25	24	22	21	19	19	19	
	SSW	SSW	SSW	SSW	SSW	SSW	SSW	S	S	S	S	S	S	S	S	S	S	S	S	S	S	S	S	S	
63/64	6	6	6	5	6	6	6	7	7	8	9	11	11	13	15	15	15	16	15	14	13	12	13	12	
	9	9	9	9	9	8	8	9	11	13	15	18	20	21	22	23	23	23	21	21	19	18	18	18	
	SSW	SSW	SSW	SSW	SSW	SSW	SSW	S	S	S	S	S	S	S	S	S	S	S	S	S	S	S	S	S	
51/52	5	5	5	5	5	5	5	6	7	8	9	11	12	13	13	13	14	14	14	13	12	11	11	12	
	8	8	8	8	8	9	8	7	9	11	12	15	17	19	20	20	21	20	21	20	19	18	16	17	17
	SSW	SSW	SSW	SSW	SSW	SSW	SSW	S	S	S	S	S	S	S	S	S	S	S	S	S	S	S	S	S	
37/38	5	5	5	5	5	5	5	6	7	8	9	11	11	13	13	13	13	14	13	12	12	11	11	11	
	8	8	8	9	8	7	8	9	12	13	15	17	18	19	19	19	20	20	19	18	17	16	16	16	
	SSW	SSW	SSW	SSW	SSW	SSW	S	S	S	S	S	S	S	S	S	S	S	S	S	S	S	S	S	S	
25/26	6	5	5	5	5	5	5	6	7	8	9	11	12	13	13	13	13	13	11	11	11	11	11	11	
	8	8	8	9	8	8	8	10	12	13	15	17	18	18	19	19	19	19	18	17	16	16	16	16	
	SSW	SSW	SSW	SSW	SSW	SSW	S	S	S	S	S	S	S	S	S	S	S	S	S	S	S	S	S	S	
11/12	5	5	4	5	5	5	5	5	7	7	9	11	11	12	11	12	11	11	11	10	9	9	9	9	
	9	8	8	9	9	8	8	9	11	12	13	16	17	17	17	17	17	17	16	15	14	14	14	15	
	SSW	SSW	SSW	SSW	SSW	SSW	S	S	S	S	S	S	S	S	S	S	S	S	S	S	S	S	S	S	
1 & 2 Bravo	7	7	7	7	7	7	7	7	8	8	9	9	9	10	10	10	11	12	12	12	12	12	12	12	
	11	10	10	11	10	10	10	11	12	13	14	15	14	15	16	17	17	17	18	18	18	18	17	18	
	SW	SSW	SSW	SSW	SSW	SSW	S	S	S	S	S	S	S	S	S	S	S	S	S	S	S	S	S	S	

**NOTE: This is automated data that may/may not agree with the official BAM thinking that's found on the daily slides or special visibility report slides. This data should be used as a guide only**



# Houston Pilots: Sun. 2/25/2024



## Forecast Discussion

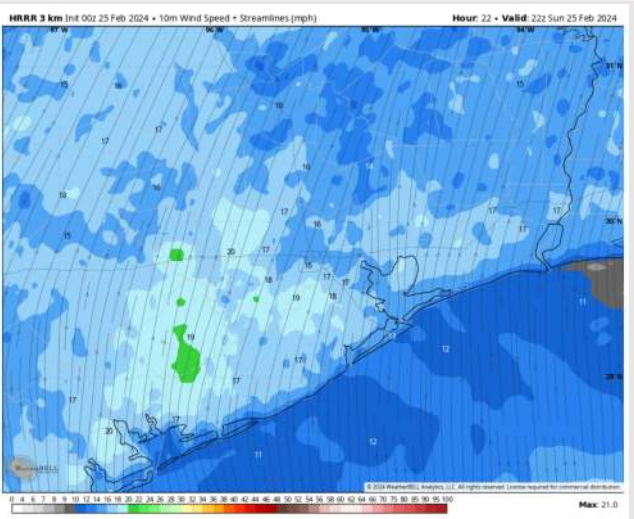
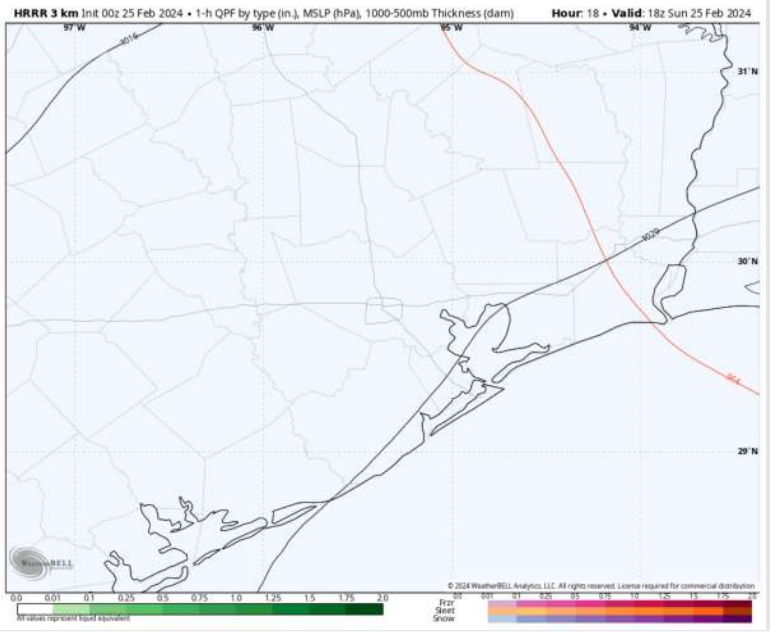
**Precip:** Favoring dry conditions for today.

**Wind:** Winds out of the SW during much of the AM shift out of the S by 10 AM. **N of Morgan's Point:** Winds will be at 3-8 kts through 10 AM, increasing to 10-15 kts from 10 AM to 6 PM, then calming to 7-12 kts after 6 PM. **S of Morgan's Point:** Winds at 5-10 kts through 11 AM, increasing to 8-13 kts after that time. **Wind gusts of 20-25 kts possible N of Morgan's Point after 11 AM and for all Stations after 3 PM.**

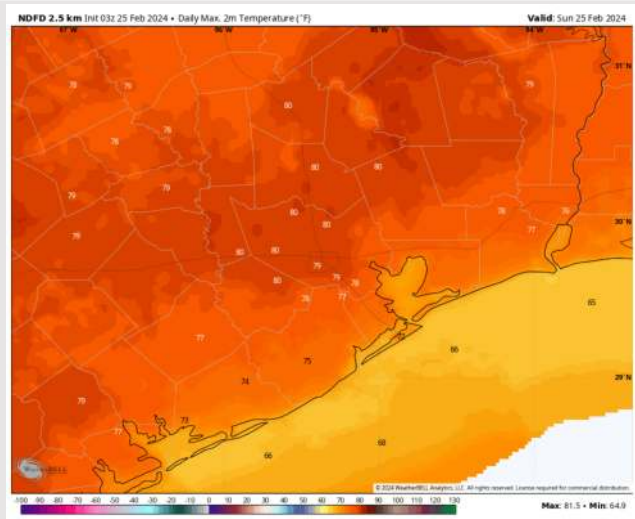
**High Temps:** **N of Morgan's Point:** Upper 70s F. **S of Morgan's Point:** Mid-Upper 60s F.

**Visibility:** Not anticipating visibility concerns for today.

## Precip Image: 12 PM CT



Wind Speed:  
4 PM CT



High Temps  
Today

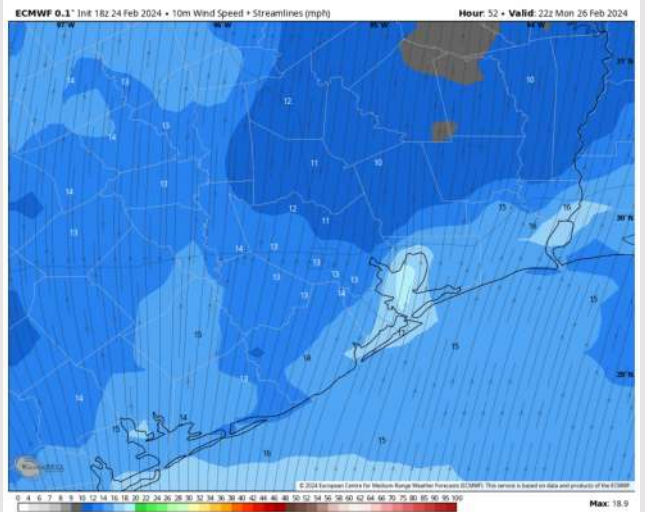
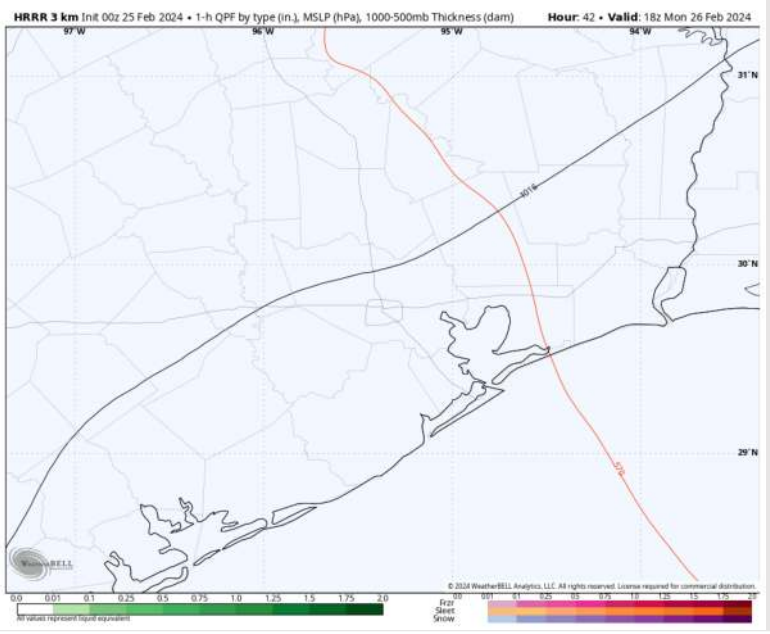
# Houston Pilots: Mon. 2/26/2024



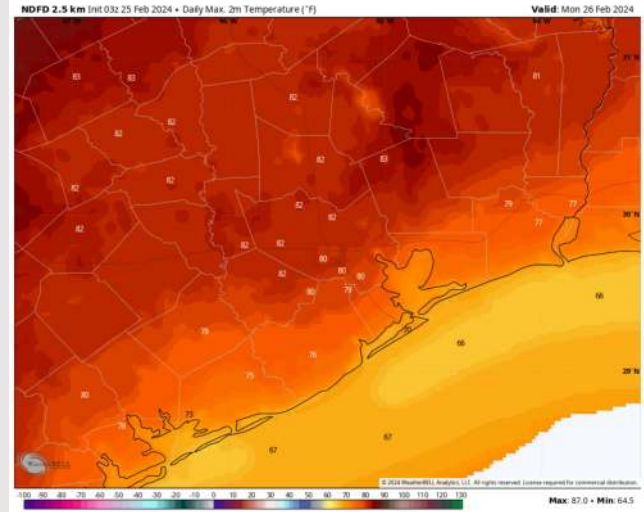
## Forecast Discussion

- Precip:** Favoring dry conditions for Monday.
- Wind:** Winds will remain out of the S/SSW throughout the day Monday. **N Morgan's Point:** 7 – 12 kts throughout the day. **S of Morgan's Point:** Winds at 13 – 18 kts throughout the day. **Wind gusts of 20-25 kts possible for all Stations throughout the day Monday.**
- High Temps:** **N of Morgan's Point:** Low 80s F. **S of Morgan's Point:** Low 70s F.
- Visibility:** Not anticipating any fog concerns for Monday.

## Precip Image: 12 PM CT



Wind Speed:  
4 PM CT



High Temps  
Monday

## Forecast Discussion

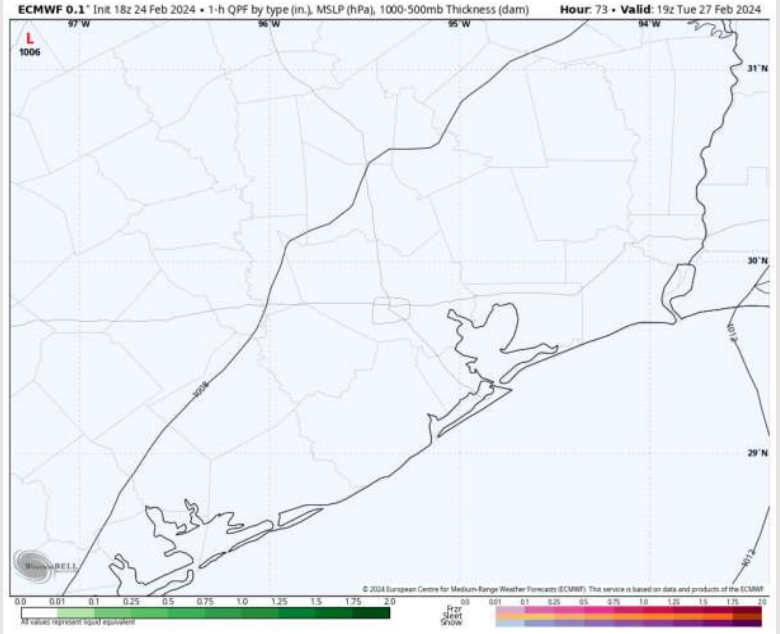
**Precip:** Favoring dry conditions for Tuesday.

**Wind:** Winds out of the S/SW throughout Tuesday. **N Morgan's Point:** 7-12 kts through 10 AM before increasing to 13-18 kts the rest of the day. **S of Morgan's Point:** Winds at 13-18kts the entire day (winds towards the Boarding Station slightly increase to 17-20 kts after 9 PM). **Wind gusts of 25-30 kt possible N of Morgan's Point from 9 AM to 6 PM.**

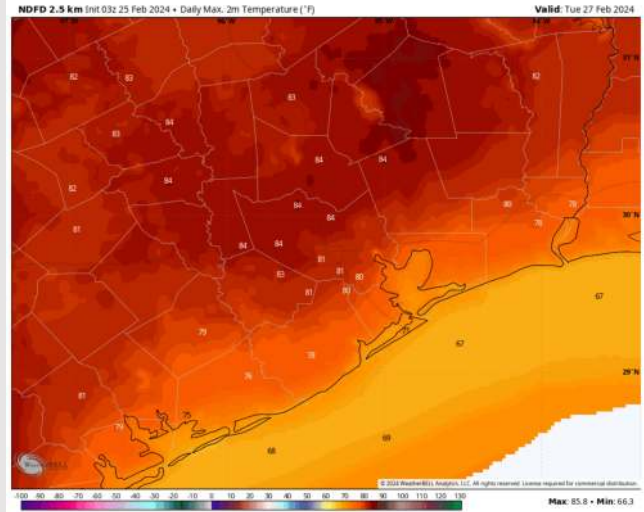
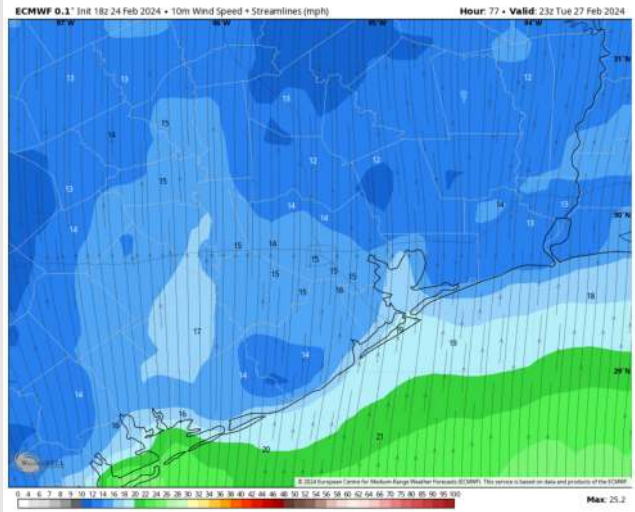
**High Temps:** **N of Morgan's Point:** Low 80s F. **S of Morgan's Point:** Low 70s F.

**Visibility:** No fog risks favored for Tuesday due to elevated winds.

## Precip Image: 6 PM CT



Wind Speed:  
5 PM CT



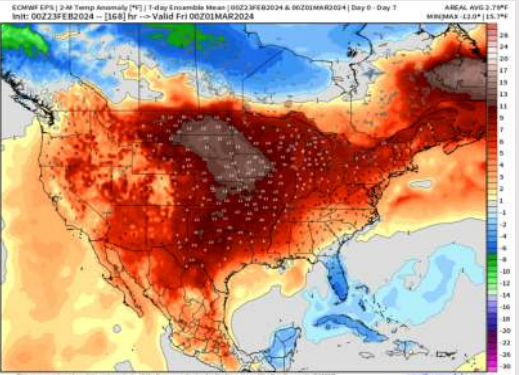
High Temps  
Tuesday



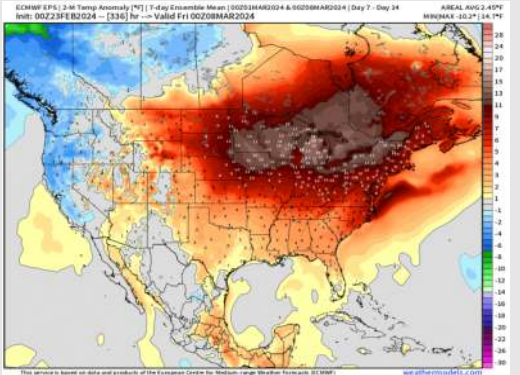
# Houston Pilots: 2/25/24



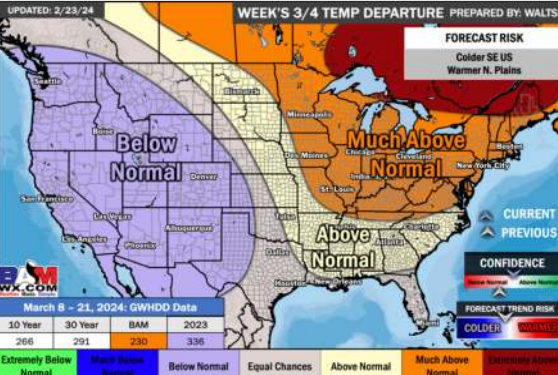
**Next 7 Day Temperature Departure**



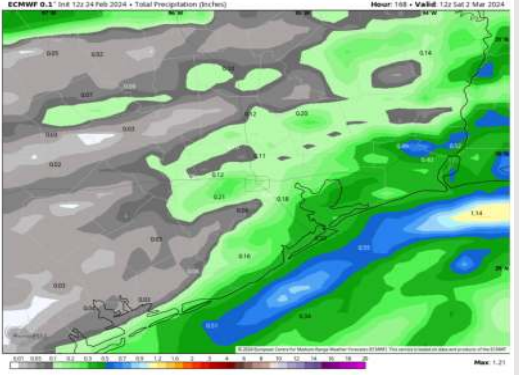
**8-14 Day Temperature Departure**



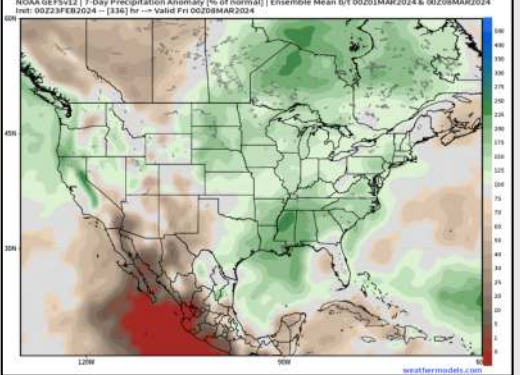
**15-30 Day Temperature Departure**



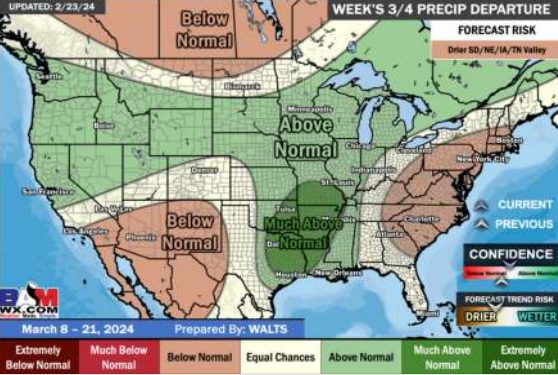
**Next 7 Day Total Precipitation**



**8-14 Day % of Average Precip.**



**15-30 Day % of Average Precip.**



- The next best chance of rain is favored to move in towards the middle / end of next week. Above normal temperatures favored for the week ahead.
- Slightly above normal precipitation chances are at play during the week 2 timeframe. Temps expected to be slightly above normal.
- Seasonable temperatures and above normal chances for precipitation are favored in the weeks 3/4 timeframe.