

Houston Pilots Forecast Package




Updated: 11:00 PM CT

Friday, December 1, 2023

Forecaster: Tyler Riggles

Weather Headlines

- A couple bouts of light drizzle chances expected SAT morning, making way for a drier next few days.
- **Anticipating widespread /sea fog concerns through the remainder of the evening hours into the early morning hours (primarily for stations S of 63/64. See visibility graphic for more information.)**
- Heavy rain /gusty wind risks will end after tonight, as front pushes fully through the region!



Radar/NWS Alerts: 11:00 PM CT



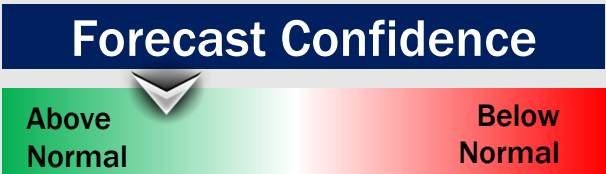
As always, please do not hesitate to reach out to us with any forecast questions via the chat option on the Weather Porthole or our on-call number, **(317)-560-8122** press 1 for forecast questions.

Houston Pilots Extended Range Visibility Report



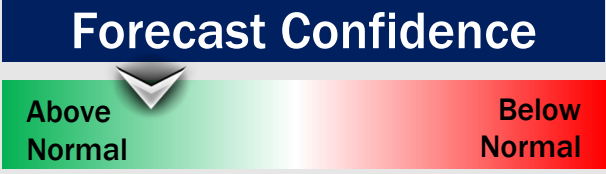
Tuesday 12/5/23

No fog concerns for Tuesday.



Wednesday 12/6/23

No fog concerns for Wednesday.



Thursday 12/7/23

No fog concerns for Thursday.



Chance for Fog

Tuesday AM	Unlikely
Tuesday PM	Unlikely
Wednesday AM	Unlikely
Wednesday PM	Unlikely
Thursday AM	Unlikely
Thursday PM	Unlikely

Houston Pilots Visibility Chart (miles)



Forecast Confidence



Time	Fri 10pm	Fri 11pm	Sat 12am	Sat 1am	Sat 2am	Sat 3am	Sat 4am	Sat 5am	Sat 6am	Sat 7am	Sat 8am	Sat 9am	Sat 10am	Sat 11am	Sat 12pm	Sat 1pm	Sat 2pm	Sat 3pm	Sat 4pm	Sat 5pm	Sat 6pm	Sat 7pm	Sat 8pm	Sat 9pm	Sat 10pm	Sat 11pm	Sun 12am	Sun 1am	Sun 2am	Sun 3am	Sun 4am	Sun 5am	Sun 6am	Sun 7am	Sun 8am	Sun 9am			
610 Bridge	10	10	10	10	10	8	7	6	7	6	5	6	10	10	10	10	10	10	10	10	10	10	10	10	10	10	10	10	10	10	10	10	10	10	10	10	10	10	
Kinder 1	10	10	10	9	9	7	7	6	7	6	5	6	10	10	10	10	10	10	10	10	10	10	10	10	10	10	10	10	10	10	10	10	10	10	10	10	10	10	
Greens Bayou	10	10	10	9	8	7	6	6	6	6	4	6	10	10	10	10	10	10	10	10	10	10	10	10	10	10	10	10	10	10	10	10	10	10	10	10	10	10	
Shell Crude	10	10	10	8	8	6	6	6	6	5	4	6	9	10	10	10	10	10	10	10	10	10	10	10	10	10	10	10	10	10	10	10	10	10	10	10	10	10	
Lynchburg Ferries	10	10	9	8	7	6	6	6	6	5	4	6	9	10	10	10	10	10	10	10	10	10	10	10	10	10	10	10	10	10	10	10	10	10	10	10	10	10	
Exxon 3	10	10	8	7	6	6	6	6	6	5	4	6	8	10	10	10	10	10	10	10	10	10	10	10	10	10	10	10	10	10	10	10	8	8	10	10	10	10	
Morgans Point	10	8	7	6	6	6	5	5	6	5	4	5	8	10	10	10	10	10	10	10	10	10	10	10	10	10	10	10	10	10	10	10	8	8	8	10	10	10	10
75/76	7	6	6	5	5	5	5	5	6	5	3	5	7	8	10	10	10	10	10	10	10	10	10	10	10	10	10	10	10	10	10	10	8	8	8	10	10	10	10
63/64	6	6	6	5	5	5	5	5	6	5	3	5	7	8	10	10	10	10	10	10	10	10	10	10	10	10	10	10	10	10	10	8	8	8	10	10	10	10	
51/52	6	6	5	4	4	4	4	4	6	5	3	4	6	7	9	9	9	10	10	10	10	10	10	10	10	10	10	10	10	10	10	10	8	8	8	10	10	10	10
37/38	5	4	4	3	4	4	4	4	6	5	3	4	6	6	6	7	8	9	9	10	10	10	10	10	10	10	10	10	10	10	10	10	8	8	8	10	10	10	10
25/26	3	4	3	3	2	2	4	4	6	4	3	4	6	6	6	6	8	8	8	9	9	10	8	8	8	10	10	10	10	8	8	8	8	8	8	10	10	10	10
11/12	3	3	2	3	2	2	3	4	6	4	3	4	5	6	6	2	8	8	8	8	8	8	8	8	8	8	9	10	8	8	8	8	8	10	10	10	10	10	
1 & 2 Bravo	3	2	2	2	2	2	2	3	5	4	3	4	5	5	5	3	8	8	8	8	8	8	8	8	8	8	8	8	8	8	8	8	8	8	10	10	10	10	10

NOTE: This is automated data that may/may not agree with the official BAM thinking that's found on the daily slides or special visibility report slides. This data should be used as a guide only

Houston Pilots Wind Chart



Forecast Confidence



Example

Sustained wind 13 Knots
Gusts 18 Knots
Wind from the N

WS: 13
G:18
N

Time Knots	Fri 10pm	Fri 11pm	Sat 12am	Sat 1am	Sat 2am	Sat 3am	Sat 4am	Sat 5am	Sat 6am	Sat 7am	Sat 8am	Sat 9am	Sat 10am	Sat 11am	Sat 12pm	Sat 1pm	Sat 2pm	Sat 3pm	Sat 4pm	Sat 5pm	Sat 6pm	Sat 7pm	Sat 8pm	Sat 9pm	Sat 10pm	Sat 11pm	Sat 12am	Sun 1am	Sun 2am	Sun 3am	Sun 4am	Sun 5am	Sun 6am	Sun 7am	Sun 8am	Sun 9am			
610 Bridge	4	4	4	5	5	5	5	3	3	3	3	3	3	2	1	4	5	6	6	6	6	4	4	3	3	3	4	4	4	4	4	3	3	3	2	3	4		
Kinder 1	4	4	4	5	5	5	5	4	3	3	3	3	3	2	1	4	5	6	6	6	6	4	4	3	3	3	4	4	4	4	3	3	3	2	3	4			
Greens Bayou	4	4	4	5	6	5	5	4	3	3	3	3	3	2	1	4	5	6	6	6	6	4	4	3	3	3	3	3	3	3	3	3	3	2	3	4			
Shell Crude	4	4	5	5	5	5	5	4	3	3	3	3	2	3	2	1	4	5	6	6	6	6	5	4	3	3	3	3	3	3	3	3	3	3	3	3	4		
Lynchburg Ferries	4	5	4	5	6	5	5	5	2	2	4	2	2	2	1	4	5	6	6	6	6	5	4	4	3	3	4	4	4	4	3	3	3	3	3	3	4		
Exxon 3	3	5	5	5	5	5	5	4	3	2	4	2	3	2	2	4	5	6	6	7	7	5	5	4	4	4	4	4	4	4	4	4	4	4	4	3	3	4	
Morgans Point	4	6	9	7	6	6	5	6	5	6	3	4	4	2	2	4	5	7	8	9	9	8	7	6	6	5	6	6	6	6	6	6	6	6	6	6	5	6	
75/76	7	8	11	12	12	11	12	11	11	11	8	6	6	4	3	7	8	9	10	10	10	10	10	8	7	6	6	6	6	7	8	7	7	6	6	6	6	6	6
63/64	6	6	9	8	7	5	5	7	6	6	4	5	6	3	3	5	5	6	8	9	9	9	7	7	6	6	6	6	7	7	6	6	6	6	6	6	6	6	
51/52	5	4	9	9	6	6	7	9	6	6	4	6	5	3	4	5	5	6	7	8	9	8	7	6	6	6	6	6	6	6	6	6	6	6	6	6	6	6	
37/38	3	4	8	8	6	7	7	9	7	5	4	6	5	3	4	5	6	6	7	8	8	8	8	6	6	6	5	6	6	6	6	6	6	6	6	6	6	6	
25/26	3	3	6	6	6	5	4	6	5	4	4	4	3	2	3	6	6	7	7	7	7	7	6	5	5	5	5	6	6	6	6	6	6	6	6	6	6	6	
11/12	3	3	6	6	6	5	4	6	5	4	4	4	3	2	3	6	6	7	7	7	7	7	7	6	6	6	6	6	6	6	6	6	6	6	6	6	6	6	
1 & 2 Bravo	3	6	6	6	6	6	4	5	4	5	5	4	3	3	5	7	7	8	8	8	8	8	9	9	8	8	8	8	8	8	8	8	8	8	8	7	7	7	

NOTE: This is automated data that may/may not agree with the official BAM thinking that's found on the daily slides. This data should be used as a guide only. Wind gusts underdone, especially near the Boarding Station.

Houston Pilots: Sat. 12/02/2023



Forecast Discussion

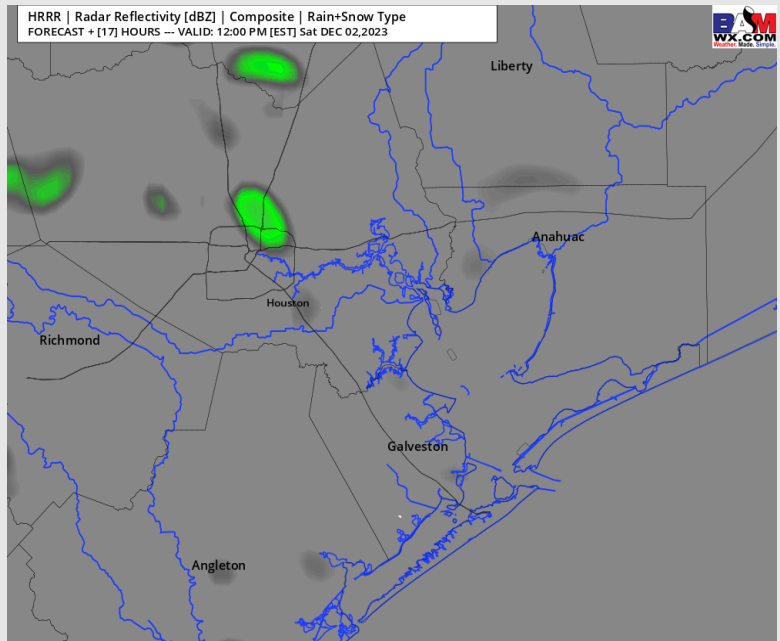
Precip: A couple bouts of drizzles chances (10-20%) will be possible through 5 AM and again from 10 AM to 5 PM.

Wind: Winds out of the NE /NNE through most of Saturday. **N of Morgan's Point:** Winds at 3 - 7 kts for all of Saturday. **S of Morgan's Point:** Winds will be 10 - 15 kts through 8 AM before slightly decreasing to 8 - 13 kts for the remainder of the day.

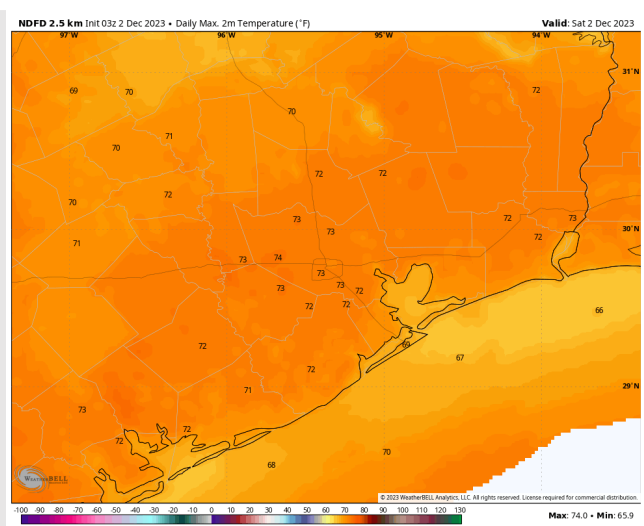
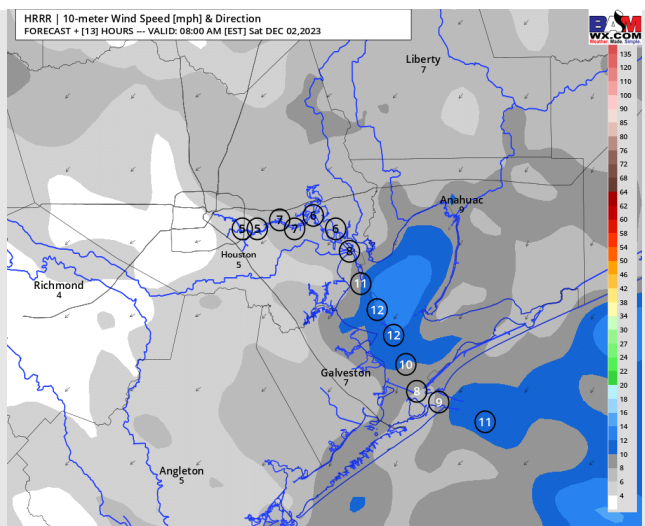
High Temps: **N of Morgan's Point:** Lower 70's F **S of Morgan's Point:** Mid 60s F.

Visibility: Stalled front over the Gulf continues to cause dense fog from 63/64 to the Boarding Station through the early-mid AM. Additional patchy fog chances returning to the Boarding Station and 11/12 between 12-4 PM. Check visibility slide for more info.

Precip Image: 11 AM CT



Wind Speed:
7 AM CT



High Temps
Saturday

Houston Pilots: Sun. 12/03/2023



Forecast Discussion

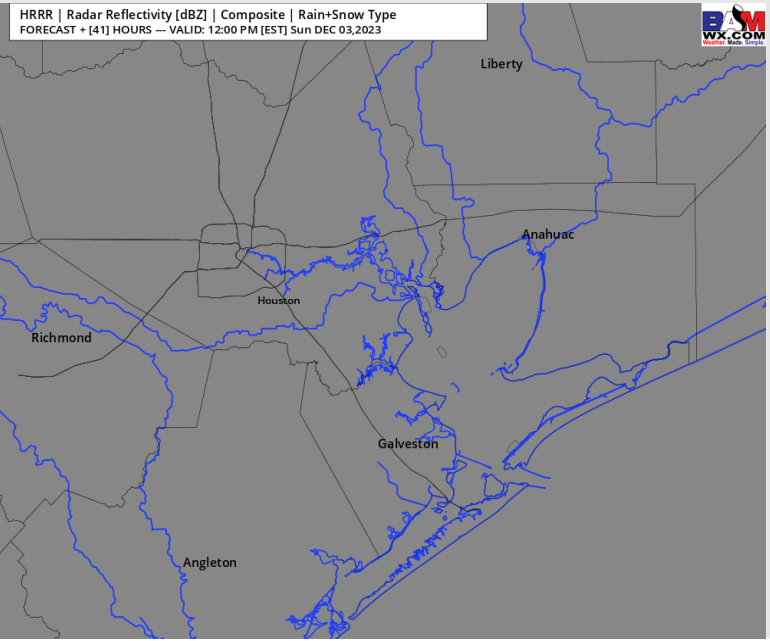
Precip: Favoring Dry Conditions for Sunday.

Wind: Winds will be fairly calm and variable given the passage of a weak front during the morning hours before increasing out of the west after 8PM. **N of Morgan's Point:** Sustained at 2 – 6 kts for the entire day. **S of Morgan's Point:** Winds 7 – 10 kts through 10AM before becoming 3 – 6 kts for the rest of the day. After 10 PM as winds shift out of the west, winds of 5 – 10 kts are expected through Monday AM.

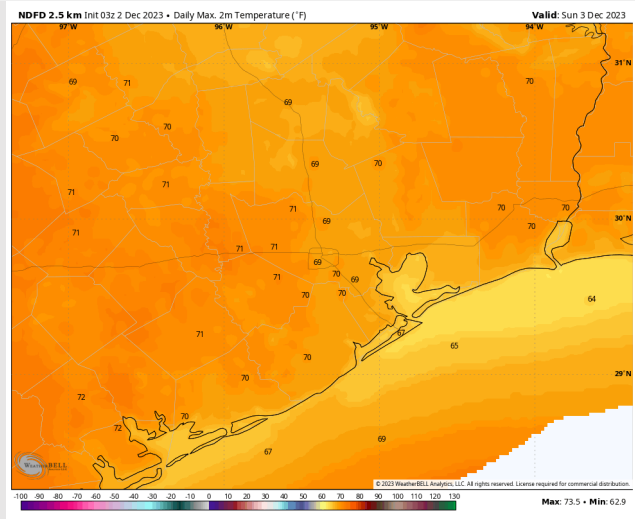
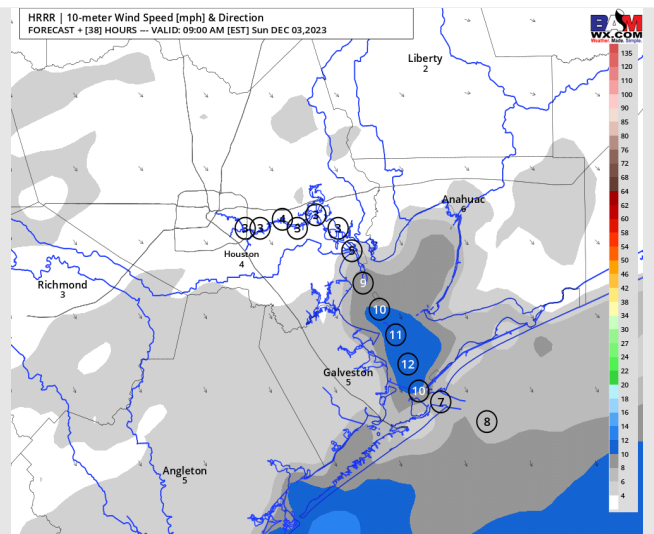
High Temps: **N of Morgan's Point:** Upper 60s-Low 70s F. **S of Morgan's Point:** Mid 60s F.

Visibility: No visibility concerns favored for Sunday

Precip Image: 11 AM CT



Wind Speed:
8 AM CT



High Temps
Sunday

Forecast Discussion

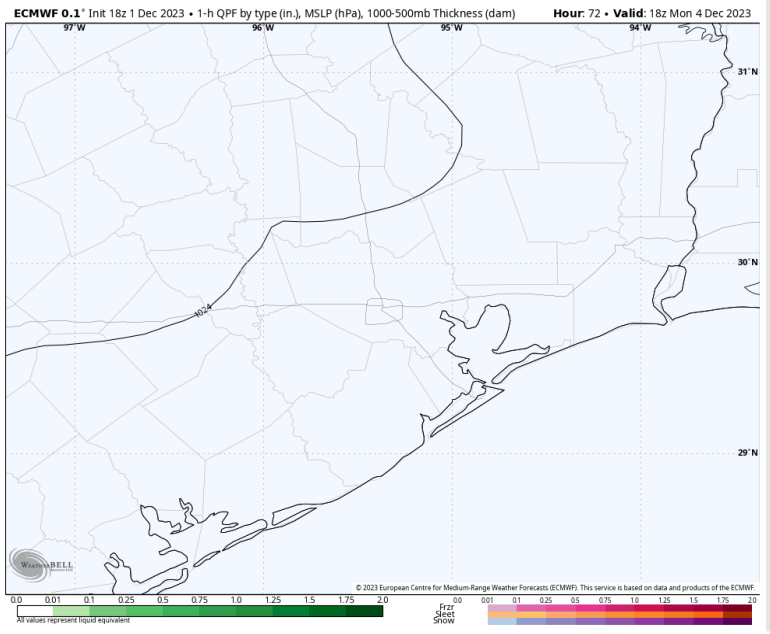
Precip: Favoring dry conditions throughout the day Monday.

Wind: Winds out of the W will gradually shift out of the NE by 12 PM. **N of Morgan's Point:** Winds at 3-8 kts throughout the day. **S of Morgan's Point:** Winds at 5-10 kts throughout much of the day, with a brief increase to 7-12 kts between 8 AM – 12 PM.

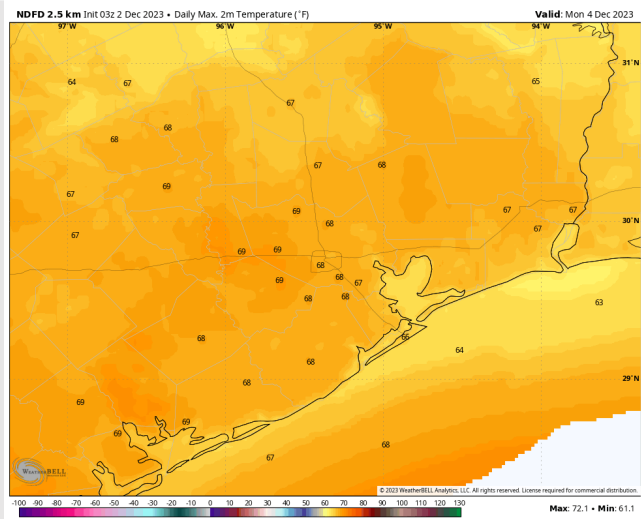
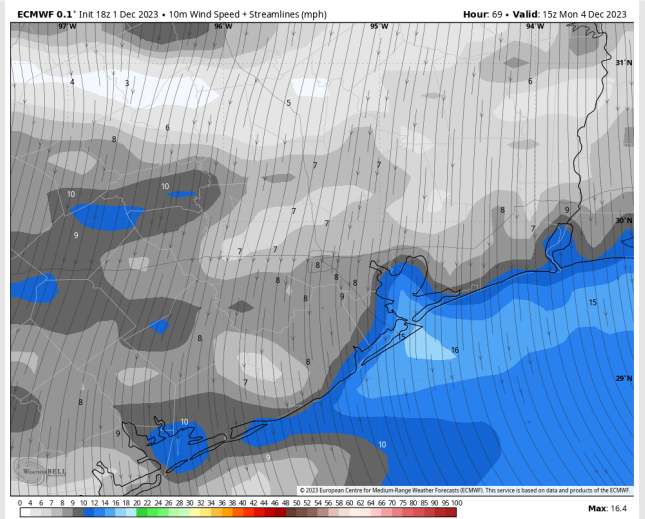
High Temps: **N of Morgan's Point:** Upper 60's F. **S of Morgan's Point:** Mid 60's F

Visibility: No visibility concerns for Monday

Precip Image: 6 PM CT

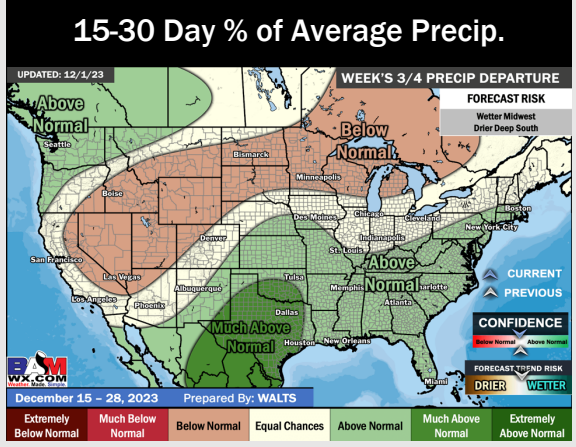
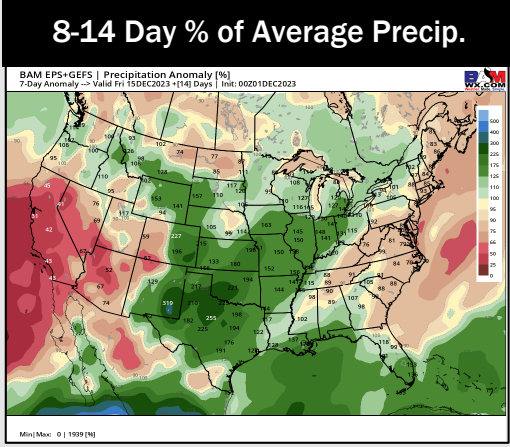

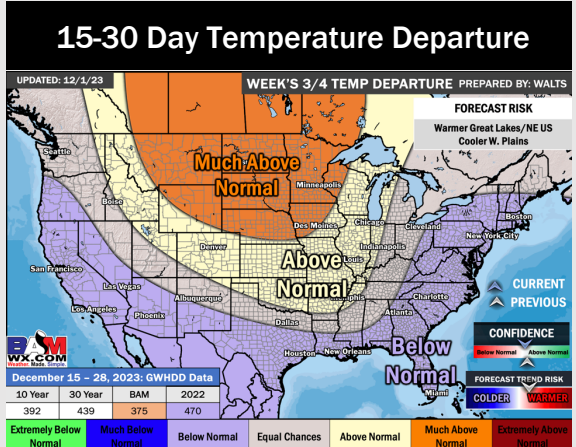
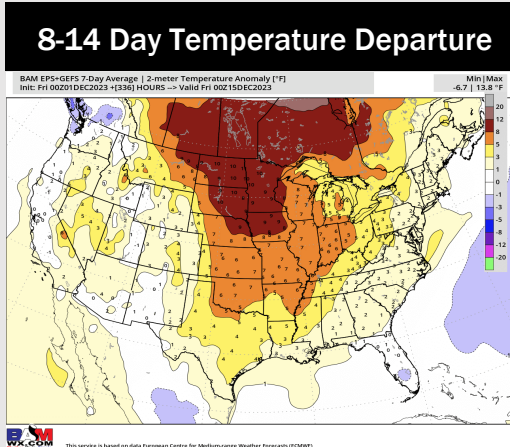
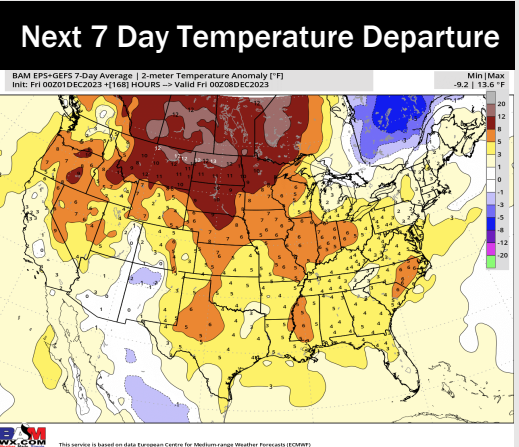


Wind Speed:
9 AM CT



High Temps
Monday

Houston Pilots: 12/1/23



- Fairly active start to weekend with rain chances to continue intermittently throughout the period, but beyond Friday not favoring additional heavy rain risks. Warmer than normal weather is expected this week following the last cold front.
- Above normal rainfall and above normal temperatures are expected into the week 2 timeframe.
- Below normal temperatures and above normal chances for precipitation are favored in the weeks 3/4 timeframe.