

Houston Pilots Forecast Package



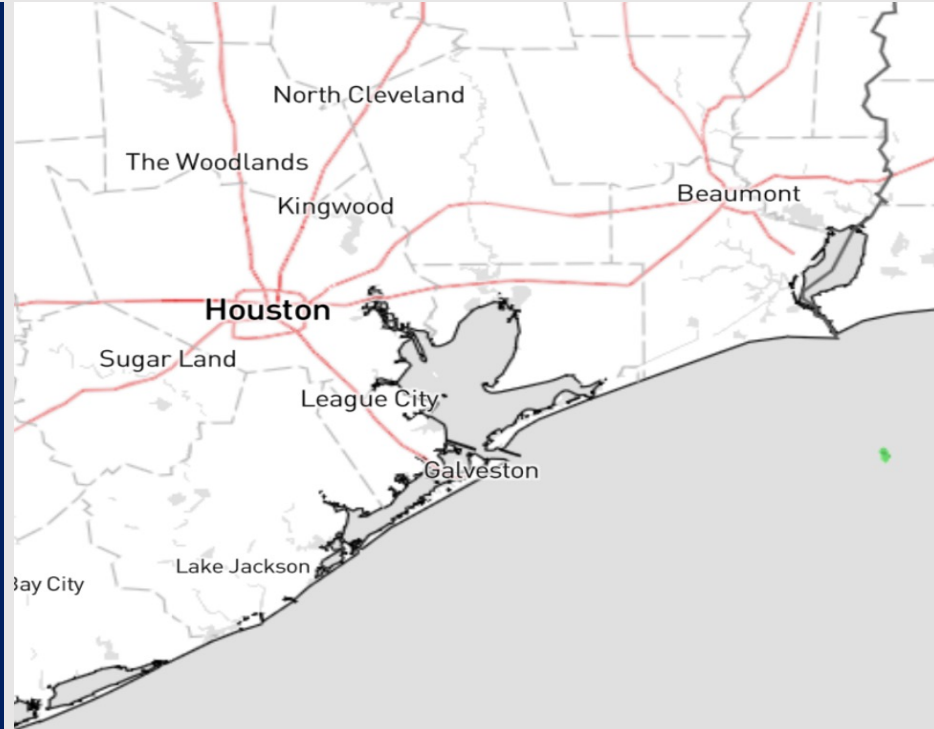
Updated: 3:20 PM CT

Friday, November 3, 2023

Forecaster: Tyler Riggles

Weather Headlines

- A drier pattern is favored over the next few days.
- Winds expected to remain fairly calm the next couple of days with gusts increasing to around 20 kts moving into the weekend.
- No visibility concerns the next few days.
- No tropical concerns on the horizon.



Radar/NWS Alerts: 3:15 PM CT



As always, please do not hesitate to reach out to us with any forecast questions via the chat option on the Weather Porthole or our on-call number, **(317)-560-8122** press 1 for forecast questions.

Houston Pilots Extended Range Visibility Report



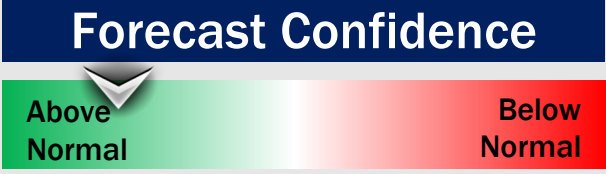
Monday 11/6/23

Not anticipating any visibility concerns on Monday.



Tuesday 11/7/23

Not anticipating any visibility concerns on Tuesday.



Wednesday 11/8/23

Not anticipating any visibility concerns on Wednesday.



Chance for Reduced Visibility

Monday AM	Unlikely
Monday PM	Unlikely
Tuesday AM	Unlikely
Tuesday PM	Unlikely
Wednesday AM	Unlikely
Wednesday PM	Unlikely

Houston Pilots Visibility Chart (miles)



Time	Fri 2pm	Fri 3pm	Fri 4pm	Fri 5pm	Fri 6pm	Fri 7pm	Fri 8pm	Fri 9pm	Fri 10pm	Fri 11pm	Sat 12am	Sat 1am	Sat 2am	Sat 3am	Sat 4am	Sat 5am	Sat 6am	Sat 7am	Sat 8am	Sat 9am	Sat 10am	Sat 11am	Sat 12pm	Sat 1pm	Sat 2pm	Sat 3pm	Sat 4pm	Sat 5pm	Sat 6pm	Sat 7pm	Sat 8pm	Sat 9pm	Sat 10pm	Sat 11pm	Sun 12am	Sun 1am		
610 Bridge	10	10	10	10	10	10	10	10	10	10	10	10	10	10	10	10	9	8	7	10	10	10	10	10	10	10	10	10	10	10	10	10	10	10	10	10	10	7
Kinder 1	10	10	10	10	10	10	10	10	10	10	10	10	10	10	10	10	9	8	8	10	10	10	10	10	10	10	10	10	10	10	10	10	10	10	10	10	10	8
Greens Bayou	10	10	10	10	10	10	10	10	10	10	10	10	10	10	10	10	9	9	8	10	10	10	10	10	10	10	10	10	10	10	10	10	10	10	10	10	10	8
Shell Crude	10	10	10	10	10	10	10	10	10	10	10	10	10	10	10	10	10	9	9	10	10	10	10	10	10	10	10	10	10	10	10	10	10	10	10	10	10	9
Lynchburg Ferries	10	10	10	10	10	10	10	10	10	10	10	10	10	10	10	10	10	9	9	10	10	10	10	10	10	10	10	10	10	10	10	10	10	10	10	10	10	10
Exxon 3	10	10	10	10	10	10	10	10	10	10	10	10	10	10	10	10	10	10	9	10	10	10	10	10	10	10	10	10	10	10	10	10	10	10	10	10	10	10
Morgans Point	10	10	10	10	10	10	10	10	10	10	10	10	10	10	10	10	10	10	10	10	10	10	10	10	10	10	10	10	10	10	10	10	10	10	10	10	10	10
75/76	10	10	10	10	10	10	10	10	10	10	10	10	10	10	10	10	10	10	10	10	10	10	10	10	10	10	10	10	10	10	10	10	10	10	10	10	10	10
63/64	10	10	10	10	10	10	10	10	10	10	10	10	10	10	10	10	10	10	10	10	10	10	10	10	10	10	10	10	10	10	10	10	10	10	10	10	10	10
51/52	10	10	10	10	10	10	10	10	10	10	10	10	10	10	10	10	10	10	10	10	10	10	10	10	10	10	10	10	10	10	10	10	10	10	10	10	10	10
37/38	10	10	10	10	10	10	10	10	10	10	10	10	10	10	10	10	10	10	10	10	10	10	10	10	10	10	10	10	10	10	10	10	10	10	10	10	10	10
25/26	10	10	10	10	10	10	10	10	10	10	10	10	10	10	10	10	10	10	10	10	10	10	10	10	10	10	10	10	10	10	10	10	10	10	10	10	10	10
11/12	10	10	10	10	10	10	10	10	10	10	10	10	10	10	10	10	10	10	10	10	10	10	10	10	10	10	10	10	10	10	10	10	10	10	10	10	10	10
1 & 2 Bravo	10	10	10	10	10	10	10	10	10	10	10	10	10	10	10	10	10	10	10	10	10	10	10	10	10	10	10	10	10	10	10	10	10	10	10	10	10	10

NOTE: This is automated data that may/may not agree with the official BAM thinking that's found on the daily slides or special visibility report slides. This data should be used as a guide only

Houston Pilots Wind Chart



Forecast Confidence



Sustained wind 13 Knots
Gusts 18 Knots
Wind from the N

Example

WS: 13
G:18
N

Time Knots	Fri 2pm	Fri 3pm	Fri 4pm	Fri 5pm	Fri 6pm	Fri 7pm	Fri 8pm	Fri 9pm	Fri 10pm	Fri 11pm	Sat 12am	Sat 1am	Sat 2am	Sat 3am	Sat 4am	Sat 5am	Sat 6am	Sat 7am	Sat 8am	Sat 9am	Sat 10am	Sat 11am	Sat 12pm	Sat 1pm	Sat 2pm	Sat 3pm	Sat 4pm	Sat 5pm	Sat 6pm	Sat 7pm	Sat 8pm	Sat 9pm	Sat 10pm	Sat 11pm	Sun 12am	Sun 1am		
610 Bridge	2	3	6	6	5	4	5	3	3	2	2	3	2	3	3	2	3	2	3	4	5	5	6	6	6	6	7	7	7	6	5	5	4	4	3	3		
Kinder 1	3	5	8	7	8	10	10	9	8	8	6	7	3	3	5	3	4	4	4	5	7	8	9	9	10	10	10	10	10	9	8	7	7	6	5	5		
Greens Bayou	4	6	7	7	8	8	10	9	8	9	8	6	5	4	5	3	4	4	4	5	8	8	8	9	9	10	10	10	10	9	9	8	7	7	6	5	5	
Shell Crude	4	5	6	7	8	9	10	9	9	10	9	6	7	4	5	3	4	5	6	8	8	8	9	9	10	10	10	10	9	9	8	7	7	6	5	5		
Lynchburg Ferries	5	5	5	5	4	4	4	3	3	4	4	2	3	3	3	3	2	3	3	4	5	6	8	8	9	9	10	10	10	10	8	7	7	6	5	5	5	
Exxon 3	6	5	6	7	8	10	12	12	11	12	13	10	11	8	7	5	5	6	6	7	8	9	8	9	9	10	10	11	10	10	9	8	7	6	6	6	6	
Morgans Point	5	5	6	8	9	11	12	12	12	12	14	13	12	10	9	6	7	7	7	8	9	9	9	10	10	11	11	12	11	10	9	8	7	7	6	6	6	6
75/76	3	2	3	5	9	10	11	10	11	10	11	10	10	9	8	7	8	8	8	8	8	8	8	8	8	9	10	11	12	12	11	10	9	8	8	7	7	7
63/64	5	6	7	8	11	11	12	12	12	11	13	13	13	12	11	8	9	9	9	10	10	10	10	10	11	11	11	12	13	13	12	11	10	9	9	9	8	8
51/52	1	2	3	7	10	10	11	11	11	10	11	10	10	9	8	8	8	8	8	9	9	8	8	8	8	9	10	10	11	12	12	10	9	8	8	8	8	8
37/38	6	7	7	10	11	11	12	12	12	11	11	12	13	12	11	8	8	8	9	10	10	10	10	11	11	11	11	11	11	11	10	9	9	8	8	8	8	8
25/26	5	7	7	9	9	8	10	9	9	9	8	9	9	9	7	7	7	7	7	8	9	9	9	9	9	9	9	9	9	9	8	8	7	7	7	7	7	7
11/12	7	8	8	10	11	11	12	12	11	11	10	11	11	12	11	9	8	8	8	9	10	10	10	10	10	10	10	10	10	10	9	9	8	8	7	7	7	7
1 & 2 Bravo	7	8	9	10	11	12	11	11	10	10	10	10	11	12	11	10	10	10	9	10	10	10	10	10	9	9	9	9	9	10	10	9	9	9	9	9	9	9

NOTE: This is automated data that may/may not agree with the official BAM thinking that's found on the daily slides. This data should be used as a guide only

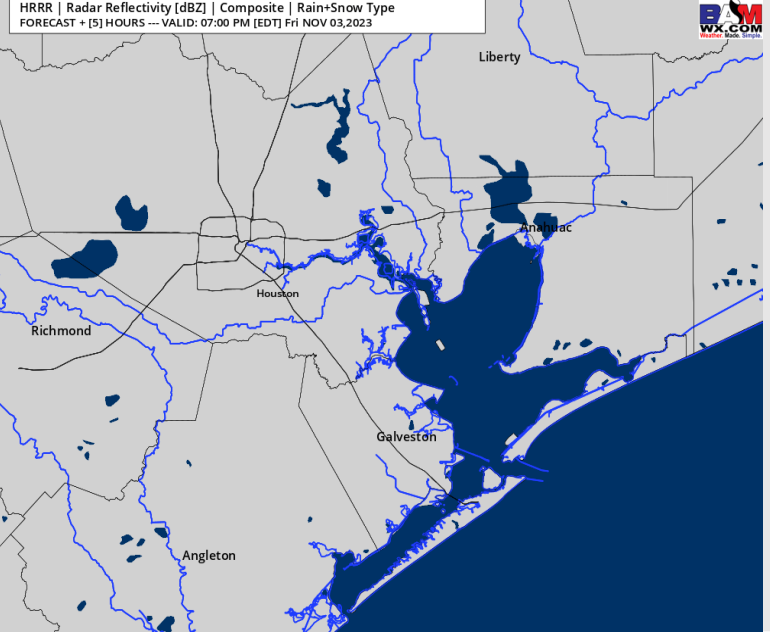
Houston Pilots: Fri. 11/3/2023



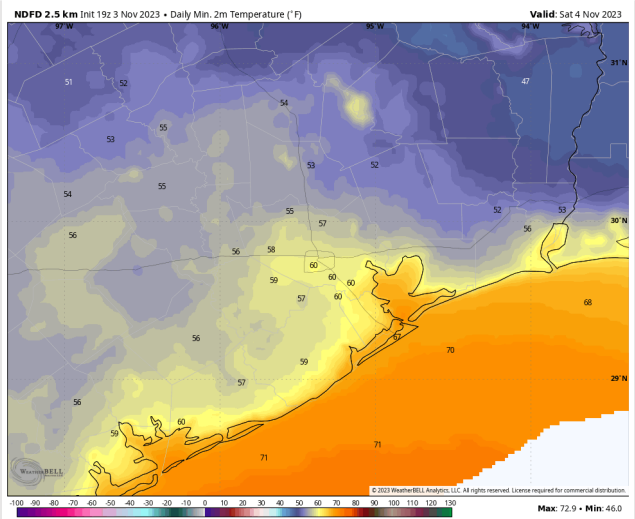
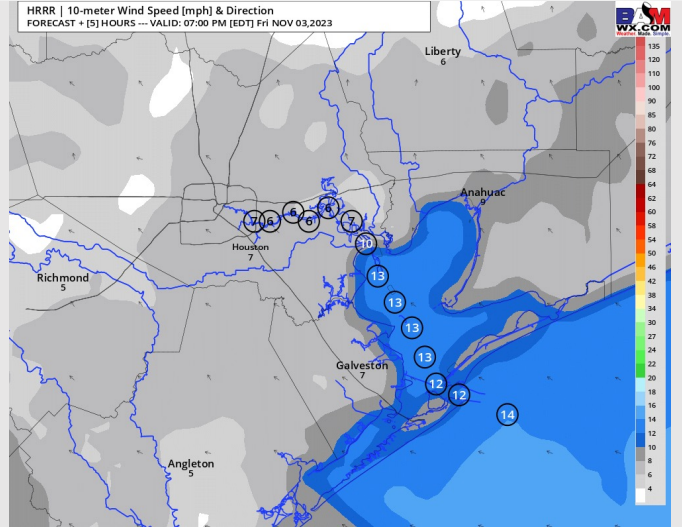
Forecast Discussion

- Precip:** Favoring dry conditions at this time.
- Wind:** Winds will be out of the SE through the rest of the day. Winds N of Morgan's Point will be at 3 – 8 kts the entire day. Winds S of Morgan's Point will be 10 - 15 kts for the rest of the day. **Gusts up to 20 kts cannot be ruled out late this PM.**
- Low Temps:** N of Morgan's Point: Upper 50's - near 60 F. S of Morgan's Point: Upper 60s - near 70 F.
- Visibility:** Not anticipating any visibility issues currently.

Precip Image: 6 PM CT



Wind Speed:
6 PM CT



Low Temps
SAT AM

Houston Pilots: Sat. 11/4/2023



Forecast Discussion

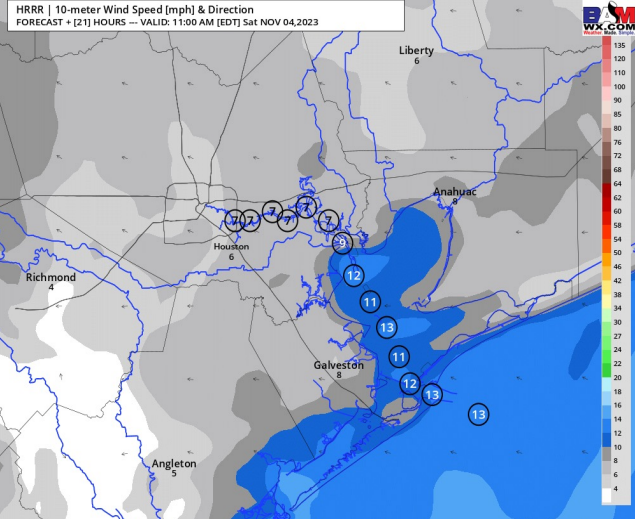
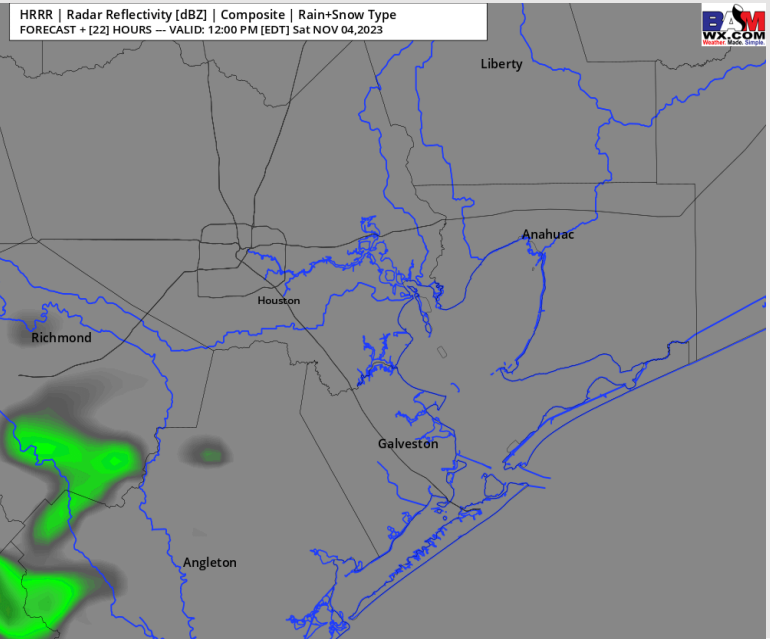
Precip: A few isolated showers will be possible on Saturday from 7 AM through 1 PM, however favoring the better potential to sit just west of stations.

Wind: Winds out of the E for Saturday. For Stations N of Morgan's Point winds at 4-9 kts through all of Saturday. For stations S of Morgan's Point winds will be 7-12 kts throughout the day. Wind gusts to near 13-18 kts possible after 7 PM and through the evening.

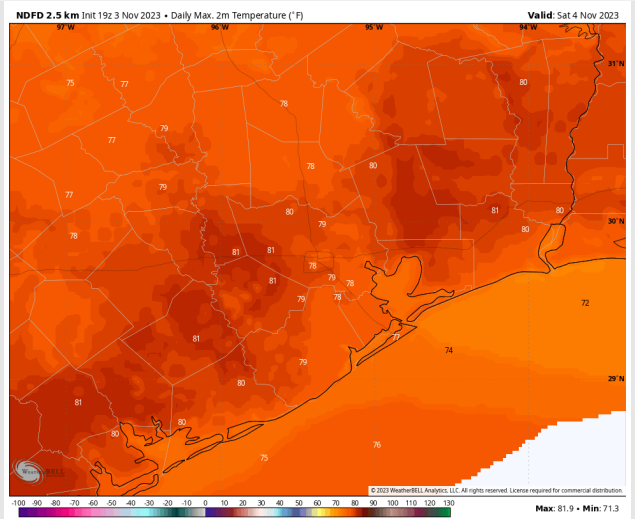
High Temps: N of Morgan's Point: Mid to High 70's F. S of Morgan's Point: Mid 70s F.

Visibility: Not anticipating any visibility issues at this time.

Precip Image: 11 AM CT



Wind Speed:
10 AM CT



High Temps
Saturday

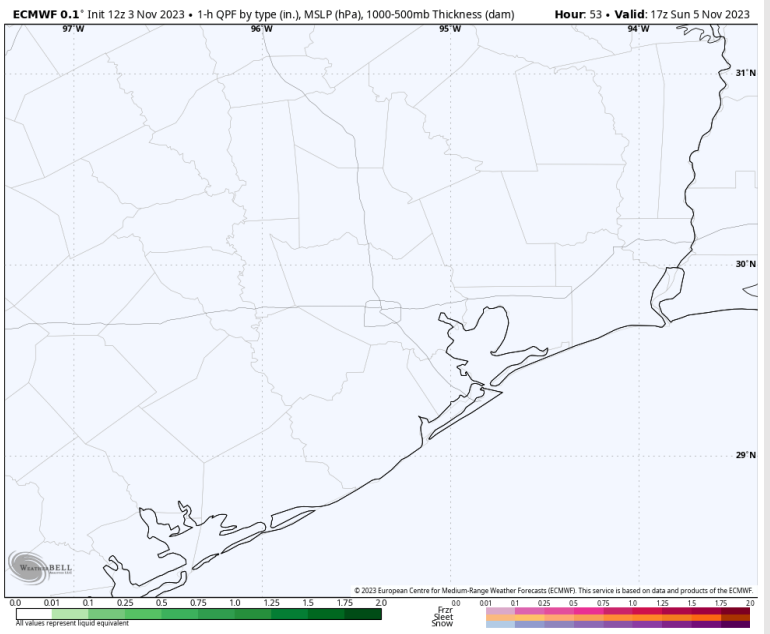
Houston Pilots: Sun. 11/5/2023



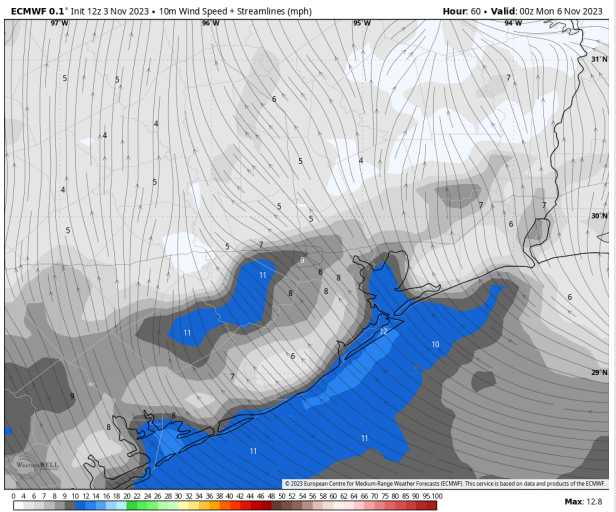
Forecast Discussion

- Precip:** Favoring dry conditions for Sunday.
- Wind:** Winds will be light and variable through before shifting out of the SE during the late afternoon. Winds **N of Morgan's Point** will be at 3 – 7 kts the entire day. **S of Morgan's Point** will be 4 - 8 kts through 4PM, before becoming 7 – 12 kts for the remainder of the evening.
- High Temps:** **N of Morgan's Point:** Low 80s F. **S of Morgan's Point:** Mid 70s F.
- Visibility:** No visibility concerns anticipated for Sunday.

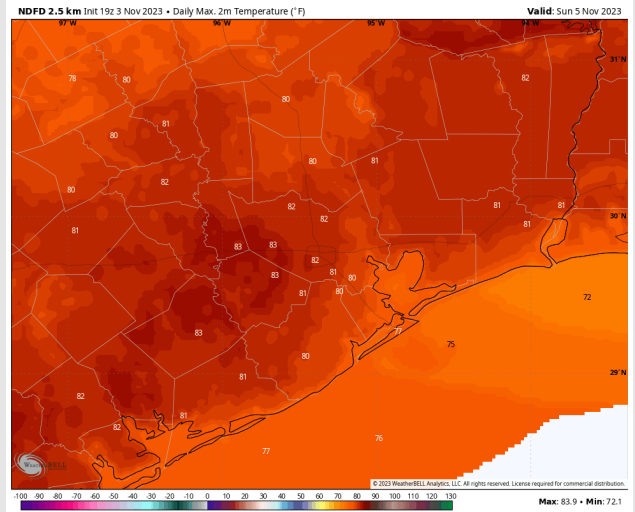
Precip Image: 12 PM CST



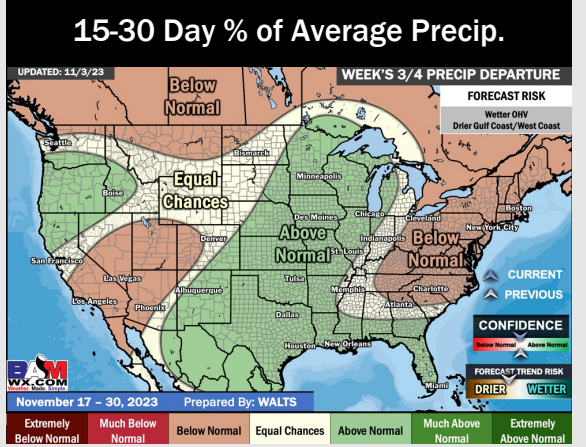
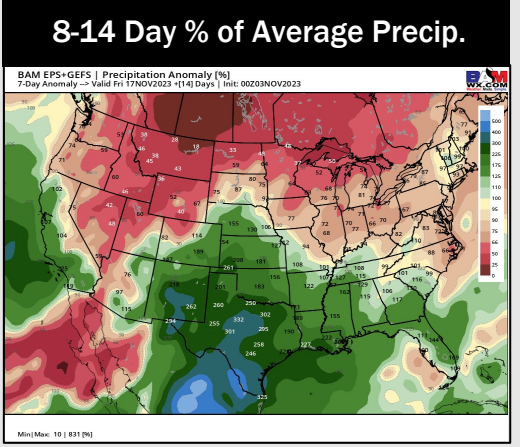
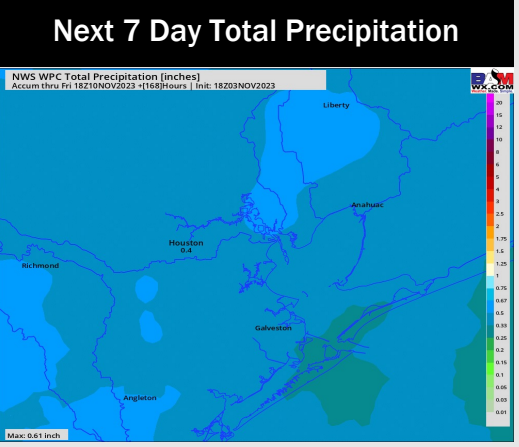
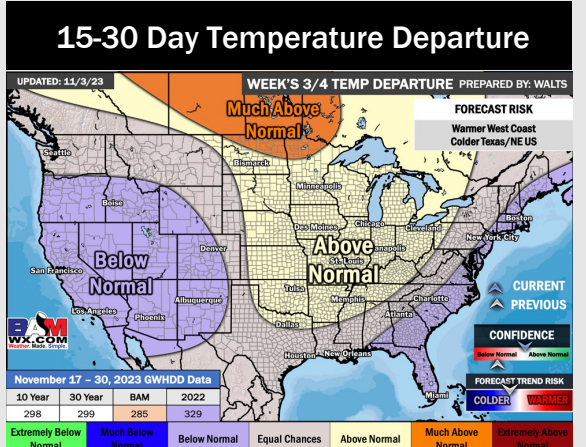
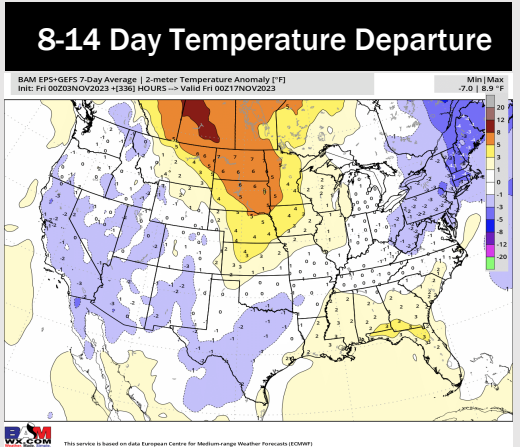
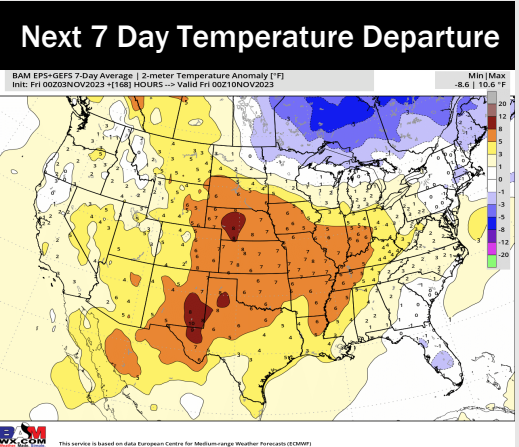
Wind Speed
7 PM CST



High Temps
Sunday



Houston Pilots: 11/3/23



- High pressure settles in the HOU area keeping drier conditions with minor chances into the weekend. Better rain chances expected to return Thursday. Warmer temperatures returning into the weekend, putting week 1 temps above normal.
- Much above normal rainfall and slightly above normal temperatures are expected into the week 2 timeframe.
- Seasonal temperatures and above normal chances for precipitation are favored in the weeks 3/4 timeframe.