

Houston Pilots Extended Range Visibility Report



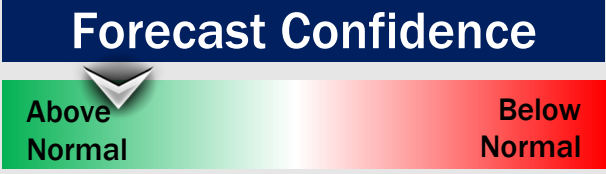
Monday 11/6/23

Not anticipating any visibility concerns on Sunday.



Tuesday 11/7/23

Not anticipating any visibility concerns on Monday.



Wednesday 11/8/23

Not anticipating any visibility concerns on Tuesday.



Chance for Reduced Visibility

Monday AM	Unlikely
Monday PM	Unlikely
Tuesday AM	Unlikely
Tuesday PM	Unlikely
Wednesday AM	Unlikely
Wednesday PM	Unlikely

Houston Pilots Visibility Chart (miles)



Time	Fri 2am	Fri 3am	Fri 4am	Fri 5am	Fri 6am	Fri 7am	Fri 8am	Fri 9am	Fri 10am	Fri 11am	Fri 12pm	Fri 1pm	Fri 2pm	Fri 3pm	Fri 4pm	Fri 5pm	Fri 6pm	Fri 7pm	Fri 8pm	Fri 9pm	Fri 10pm	Fri 11pm	Sat 12am	Sat 1am	Sat 2am	Sat 3am	Sat 4am	Sat 5am	Sat 6am	Sat 7am	Sat 8am	Sat 9am	Sat 10am	Sat 11am	Sat 12pm	Sat 1pm	
610 Bridge	10	10	10	10	10	10	10	10	10	10	10	10	10	10	10	10	10	10	10	10	10	10	10	10	10	10	10	8	8	8	8	7	10	10	10	10	10
Kinder 1	10	10	10	10	10	10	10	10	10	10	10	10	10	10	10	10	10	10	10	10	10	10	10	10	10	10	10	8	8	8	8	8	10	10	10	10	10
Greens Bayou	10	10	10	10	10	10	10	10	10	10	10	10	10	10	10	10	10	10	10	10	10	10	10	10	10	10	10	8	8	8	8	8	10	10	10	10	10
Shell Crude	10	10	10	10	10	10	10	10	10	10	10	10	10	10	10	10	10	10	10	10	10	10	10	10	10	10	10	9	9	9	9	8	10	10	10	10	10
Lynchburg Ferries	10	10	10	10	10	10	10	10	10	10	10	10	10	10	10	10	10	10	10	10	10	10	10	10	10	10	10	8	8	8	8	8	10	10	10	10	10
Exxon 3	10	10	10	10	10	10	10	10	10	10	10	10	10	10	10	10	10	10	10	10	10	10	10	10	10	10	10	10	10	10	10	10	10	10	10	10	10
Morgans Point	10	10	10	10	10	10	10	10	10	10	10	10	10	10	10	10	10	10	10	10	10	10	10	10	10	10	10	10	10	10	10	10	10	10	10	10	10
75/76	10	10	10	10	10	10	10	10	10	10	10	10	10	10	10	10	10	10	10	10	10	10	10	10	10	10	10	10	10	10	10	10	10	10	10	10	10
63/64	10	10	10	10	10	10	10	10	10	10	10	10	10	10	10	10	10	10	10	10	10	10	10	10	10	10	10	10	10	10	10	10	10	10	10	10	10
51/52	10	10	10	10	10	10	10	10	10	10	10	10	10	10	10	10	10	10	10	10	10	10	10	10	10	10	10	10	10	10	10	10	10	10	10	10	10
37/38	10	10	10	10	10	10	10	10	10	10	10	10	10	10	10	10	10	10	10	10	10	10	10	10	10	10	10	10	10	10	10	10	10	10	10	10	10
25/26	10	10	10	10	10	10	10	10	10	10	10	10	10	10	10	10	10	10	10	10	10	10	10	10	10	10	10	10	10	10	10	10	10	10	10	10	10
11/12	10	10	10	10	10	10	10	10	10	10	10	10	10	10	10	10	10	10	10	10	10	10	10	10	10	10	10	10	10	10	10	10	10	10	10	10	10
1 & 2 Bravo	10	10	10	10	10	10	10	10	10	10	10	10	10	10	10	10	10	10	10	10	10	10	10	10	10	10	10	10	10	10	10	10	10	10	10	10	10

NOTE: This is automated data that may/may not agree with the official BAM thinking that's found on the daily slides or special visibility report slides. This data should be used as a guide only

Houston Pilots Wind Chart



Forecast Confidence



Sustained wind 13 Knots
Gusts 18 Knots
Wind from the N

Example

WS: 13
G:18
N

Time Knots	Fri 2am	Fri 3am	Fri 4am	Fri 5am	Fri 6am	Fri 7am	Fri 8am	Fri 9am	Fri 10am	Fri 11am	Fri 12pm	Fri 1pm	Fri 2pm	Fri 3pm	Fri 4pm	Fri 5pm	Fri 6pm	Fri 7pm	Fri 8pm	Fri 9pm	Fri 10pm	Fri 11pm	Sat 12am	Sat 1am	Sat 2am	Sat 3am	Sat 4am	Sat 5am	Sat 6am	Sat 7am	Sat 8am	Sat 9am	Sat 10am	Sat 11am	Sat 12pm	Sat 1pm
610 Bridge	3	3	3	3	3	4	4	5	4	4	4	3	4	5	5	6	6	6	5	4	4	3	2	2	2	2	3	3	3	3	3	4	5	5	5	5
Kinder 1	3	3	3	3	3	4	4	5	4	4	4	3	4	5	5	6	6	6	5	4	4	3	2	2	2	2	3	3	3	3	4	5	5	5	5	
Greens Bayou	3	3	3	3	3	4	4	5	4	4	3	3	4	5	6	6	6	6	5	4	4	3	2	2	2	2	3	3	3	3	4	5	5	5	5	
Shell Crude	3	3	3	3	3	4	4	4	4	4	3	3	4	5	6	6	6	6	5	4	4	3	3	3	3	3	3	3	3	3	4	5	5	5	5	
Lynchburg Ferries	3	3	3	3	3	4	4	4	4	4	3	3	4	5	6	7	7	6	6	5	4	4	4	3	3	3	3	4	4	4	5	5	5	5	5	
Exxon 3	3	4	4	3	3	4	4	5	4	4	3	4	4	5	6	7	7	7	6	5	5	4	4	4	4	4	4	4	4	4	5	6	6	6	6	
Morgans Point	3	4	5	5	5	6	6	6	6	5	5	6	4	5	6	7	8	8	8	7	6	6	6	6	6	6	6	6	6	6	6	6	6	6	6	
75/76	4	7	9	9	9	11	11	10	8	7	6	4	6	4	6	4	9	11	11	10	9	9	8	8	9	8	8	8	8	7	7	7	8	8	8	
63/64	3	8	8	9	10	9	11	11	10	8	7	6	5	7	4	9	11	11	10	10	9	9	9	9	9	9	8	8	8	8	8	8	8	8	8	
51/52	3	9	8	9	10	10	10	11	12	11	9	8	8	9	7	4	10	12	11	11	10	9	9	9	9	9	8	8	7	7	7	7	7	7	7	
37/38	2	8	8	8	9	9	9	10	11	9	8	8	9	6	5	9	10	10	9	9	8	9	9	9	9	8	8	7	7	7	7	7	7	7		
25/26	3	6	7	7	7	8	8	9	10	11	9	9	10	7	6	10	10	10	9	9	9	9	9	9	9	8	8	7	7	7	7	7	7	7		
11/12	2	6	6	6	7	8	8	8	10	10	9	10	9	7	6	9	9	9	9	8	8	8	9	9	9	8	8	7	7	7	7	7	7	7		
1 & 2 Bravo	3	5	5	4	4	6	8	9	11	11	10	12	9	9	7	9	9	10	10	10	11	11	11	11	11	11	10	10	10	10	9	9	9	9	9	

NOTE: This is automated data that may/may not agree with the official BAM thinking that's found on the daily slides. This data should be used as a guide only

Houston Pilots: Fri. 11/3/2023



Forecast Discussion

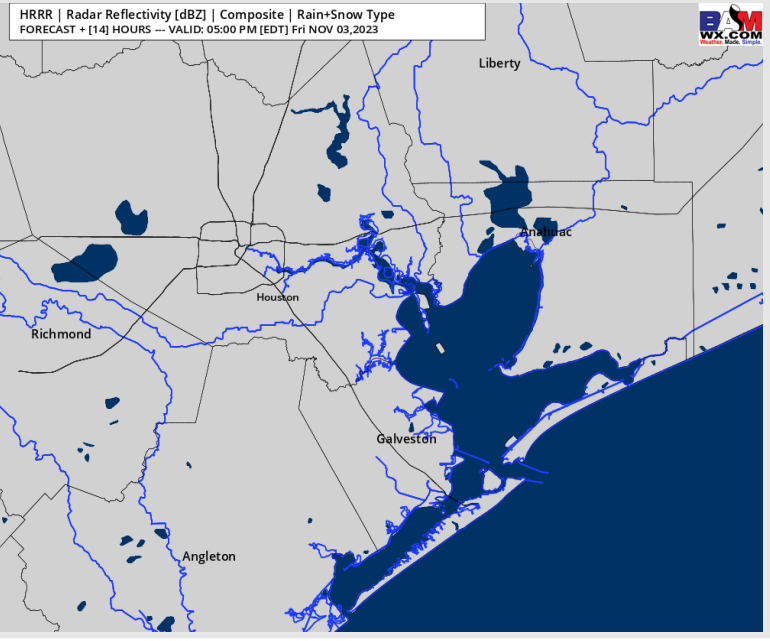
Precip: Favoring dry conditions at this time.

Wind: Winds will be out of the E / ESE through 2 PM before shifting out of the SE the rest of the day. Winds **N of Morgan's Point** will be at 3 – 8 kts the entire day. **S of Morgan's Point** will be at 10 – 15 kts through noon, then winds will calm to 3 – 8 kts until 3 PM-CT (Morgan's Point to Station 25/26), picking back up to 10 - 15 kts for the rest of the day. **Gusts up to 20 kts cannot be ruled out late this AM and late this PM.**

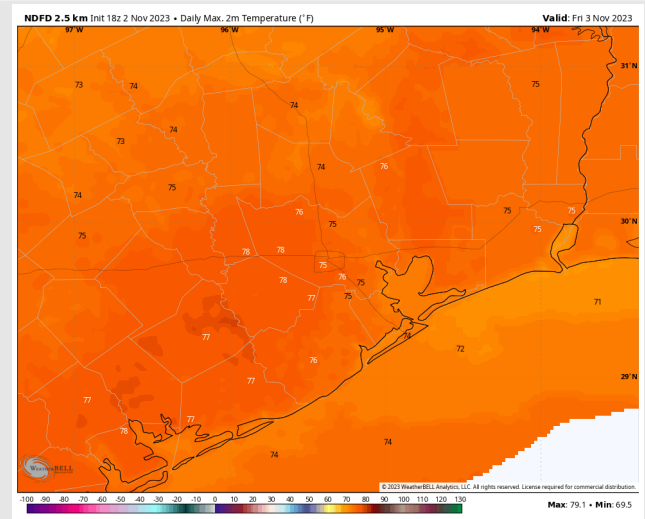
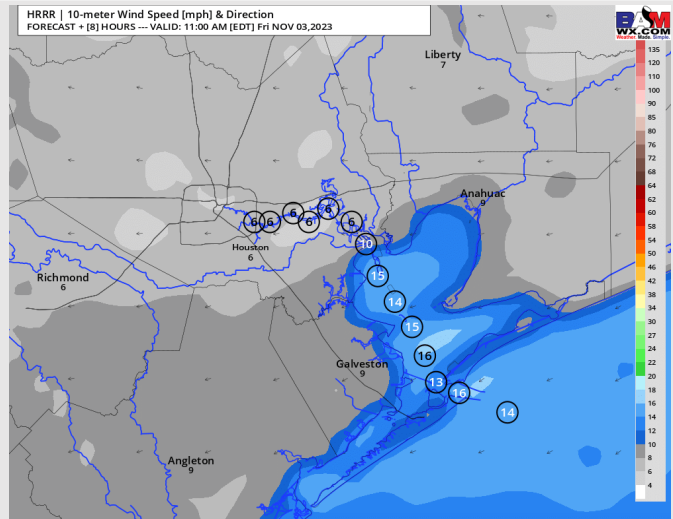
High Temps: **N of Morgan's Point:** Mid 70's F. **S of Morgan's Point:** Low 70s F.

Visibility: Not anticipating any visibility issues currently.

Precip Image: 4 PM CT



Wind Speed:
10 AM CT



High Temps
Today

Houston Pilots: Sat. 11/4/2023



Forecast Discussion

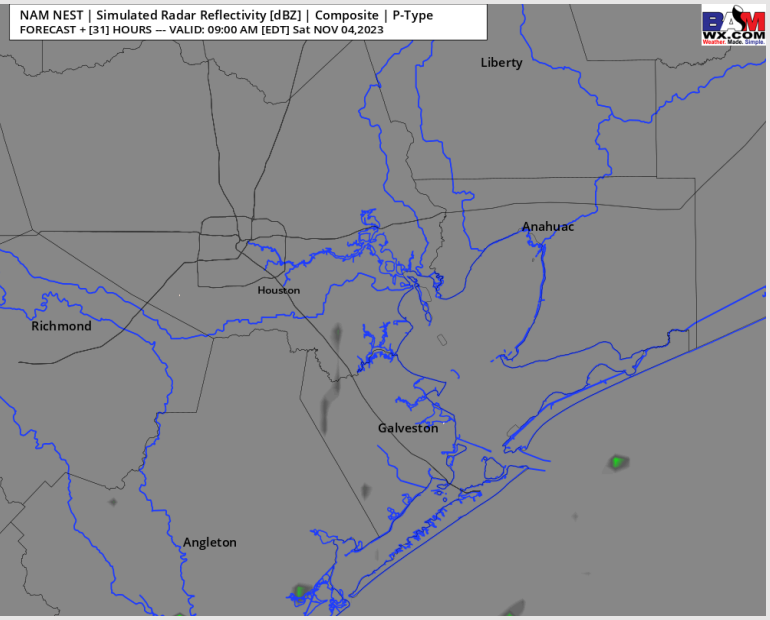
Precip: A few isolated showers will be possible on Saturday morning from 12 AM through 4 AM, however favoring the better potential to sit just west of stations.

Wind: Winds out of the E for Saturday. For Stations N of Morgan's Point winds at 4-9 kts through all of Saturday. For stations S of Morgan's Point winds will be 10-15 kts for the remainder of the day. Wind gusts to near 15-20 kts possible after 7 PM and through the evening.

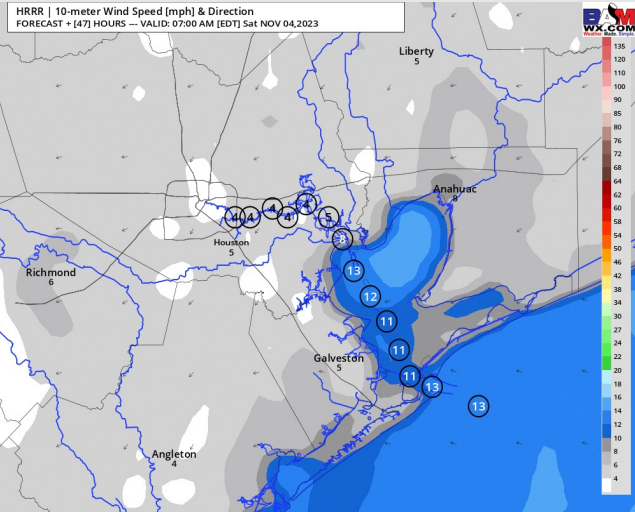
High Temps: N of Morgan's Point: Mid to High 70's F. S of Morgan's Point: Mid 70s F.

Visibility: Not anticipating any visibility issues at this time.

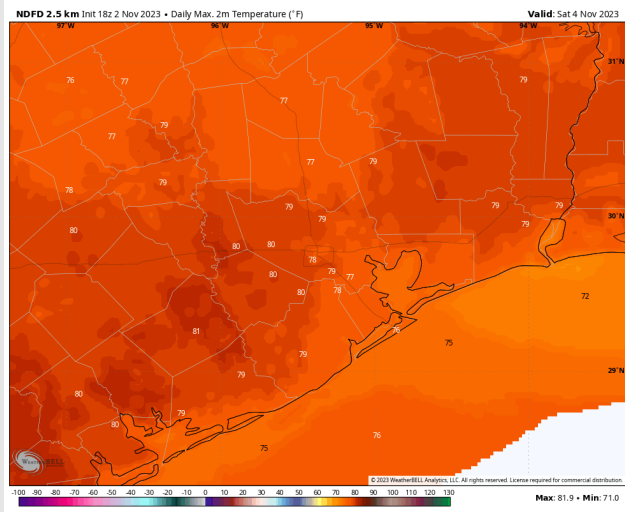
Precip Image: 1 AM CT



Wind Speed:
6 AM CT



High Temps
Saturday

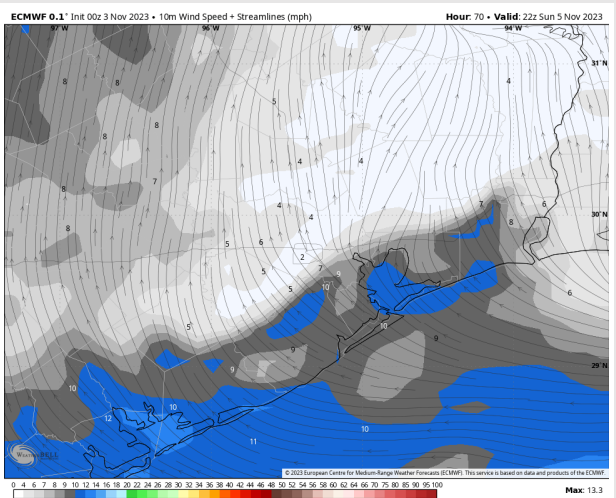
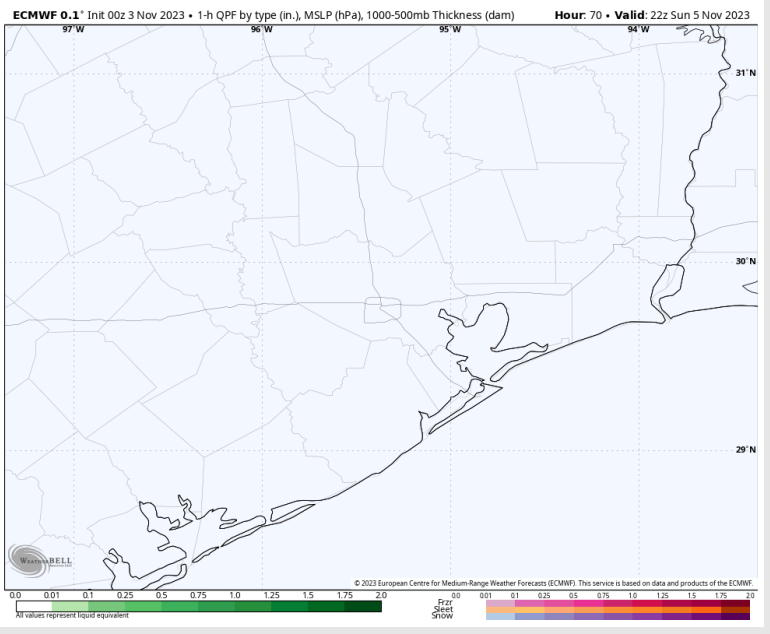


Houston Pilots: Sun. 11/5/2023

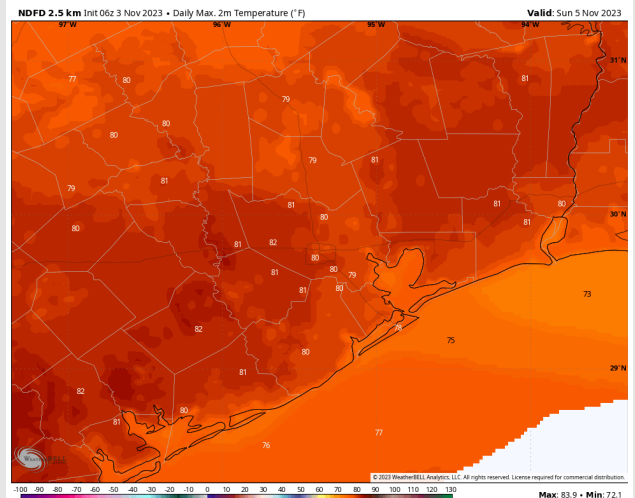
Forecast Discussion

- Precip:** Favoring dry conditions for Sunday.
- Wind:** Winds will be light and variable through before shifting out of the SE during the late afternoon. Winds **N of Morgan's Point** will be at 3 – 7 kts the entire day. **S of Morgan's Point** will be 4 - 8 kts through 4PM, before becoming 7 – 12 kts for the remainder of the evening.
- High Temps:** **N of Morgan's Point:** Low 80s F. **S of Morgan's Point:** Mid 70s F.
- Visibility:** No visibility concerns anticipated for Sunday.

Precip Image: 4 PM CST

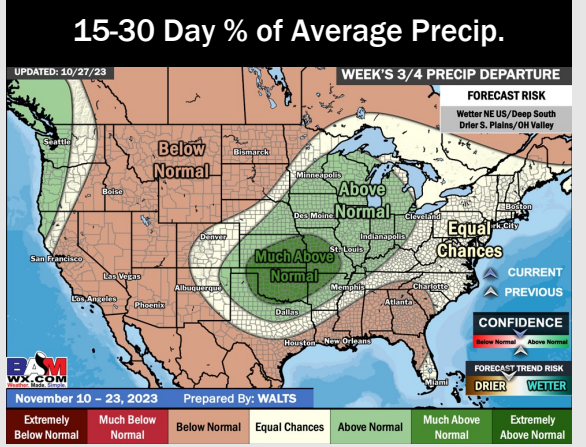
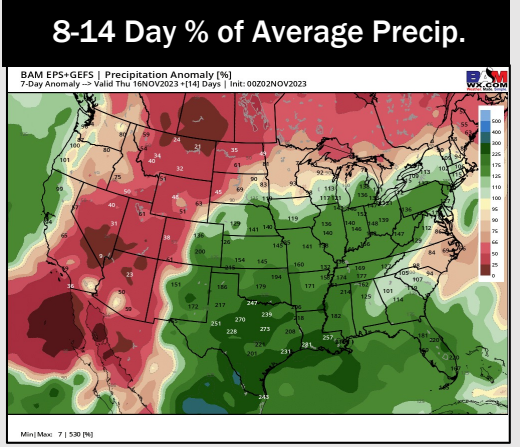
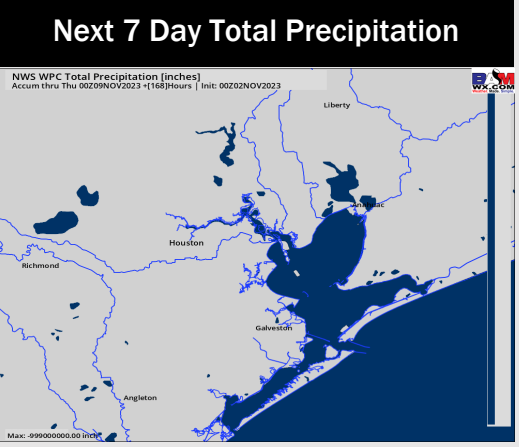
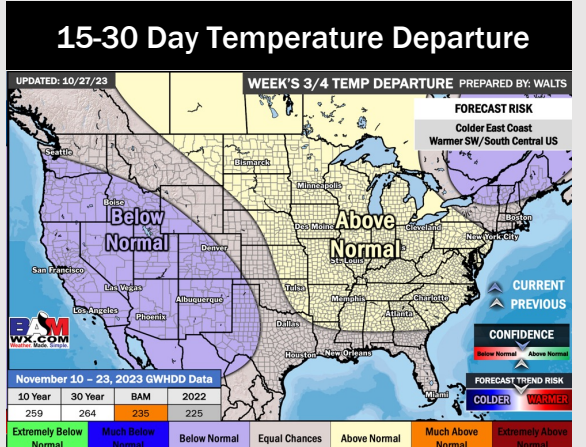
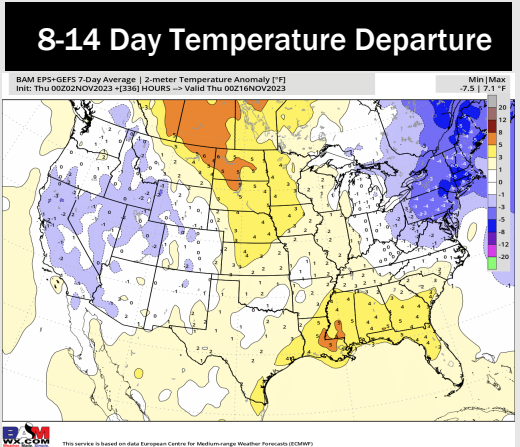
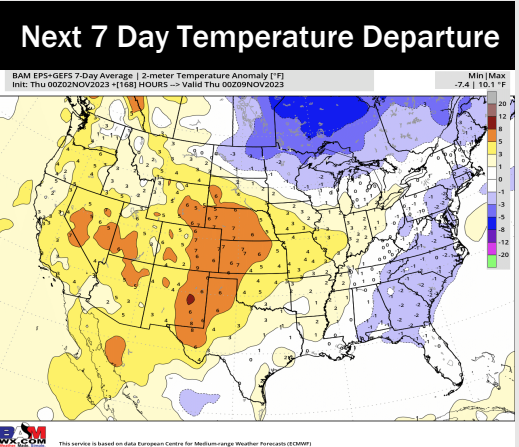


Wind Speed
4 PM CST



High Temps
Sunday

Houston Pilots: 11/3/23



- High pressure settles in the HOU area keeping drier conditions with minor chances into the weekend. Temperatures will remain below normal with warmer temperatures returning into the weekend, putting week 1 temps above normal.
- Much above normal rainfall and above normal temperatures are expected into the week 2 timeframe.
- Seasonal temperatures and below normal chances for precipitation are favored in the weeks 3/4 timeframe.