

Houston Pilots Forecast Package



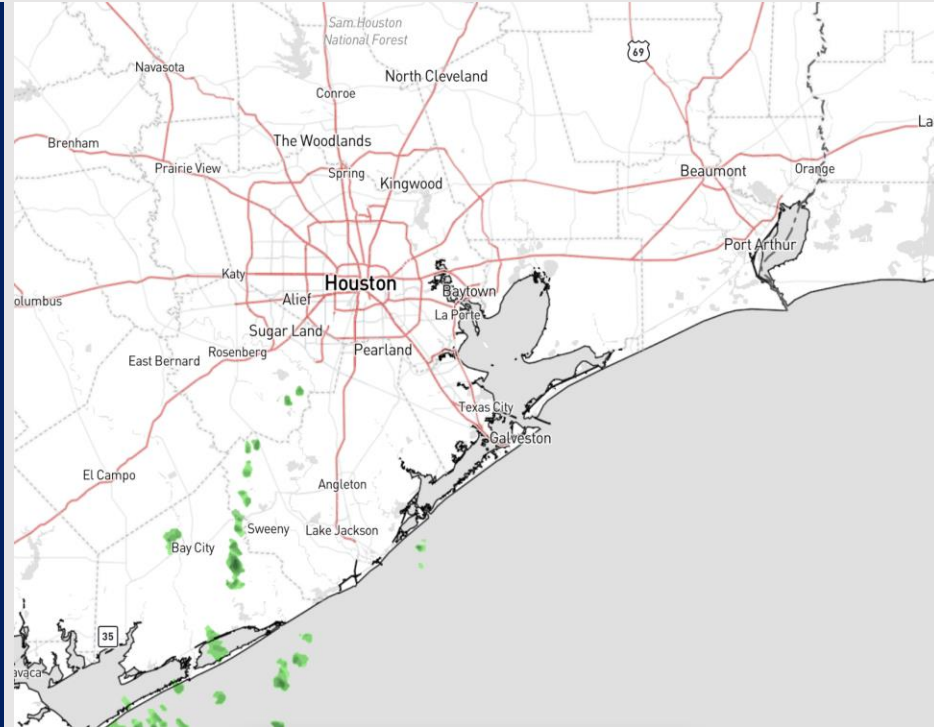
Updated: 2:00 PM CT

Tuesday, November 7, 2023

Forecaster: John Kemper

Weather Headlines

- Aside from a few, minor shower chances, dry conditions will prevail through the end of the week before pattern becomes more active.
- Winds expected to remain fairly calm the next couple of days with speeds seldom exceeding 15 kts.
- **A cold front moves through the area Friday. Expect gusty winds late Fri, Sat & Sun (more specific details as we get a bit closer).**
- No tropical concerns on the horizon.



Radar/NWS Alerts: 1:30 PM CT



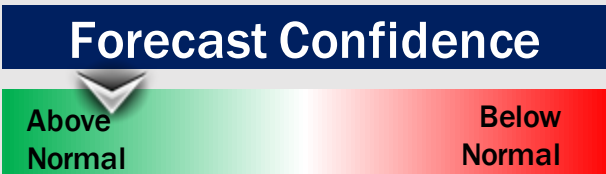
As always, please do not hesitate to reach out to us with any forecast questions via the chat option on the Weather Porthole or our on-call number, **(317)-560-8122** press 1 for forecast questions.

Houston Pilots Extended Range Visibility Report



Friday 11/10/23

Not anticipating any fog concerns on Friday, however rain could reduce visibility to a few miles.



Saturday 11/11/23

Not anticipating any visibility concerns on Saturday.



Sunday 11/12/23

No visibility concerns Sunday.



Chance for Fog

Thursday AM	Unlikely
Thursday PM	Unlikely
Friday AM	Unlikely
Friday PM	Unlikely
Saturday AM	Unlikely
Saturday PM	Unlikely

Houston Pilots Visibility Chart (miles)



Time	Tue 12pm	Tue 1pm	Tue 2pm	Tue 3pm	Tue 4pm	Tue 5pm	Tue 6pm	Tue 7pm	Tue 8pm	Tue 9pm	Tue 10pm	Tue 11pm	Wed 12am	Wed 1am	Wed 2am	Wed 3am	Wed 4am	Wed 5am	Wed 6am	Wed 7am	Wed 8am	Wed 9am	Wed 10am	Wed 11am	Wed 12pm	Wed 1pm	Wed 2pm	Wed 3pm	Wed 4pm	Wed 5pm	Wed 6pm	Wed 7pm	Wed 8pm	Wed 9pm	Wed 10pm	Wed 11pm		
610 Bridge	10	10	10	10	10	10	10	10	10	10	10	10	10	10	10	10	10	10	10	7	10	10	10	10	10	10	10	10	10	10	10	10	10	10	10	10	10	
Kinder 1	10	10	10	10	10	10	10	10	10	10	10	10	10	10	10	10	10	10	10	8	10	10	10	10	10	10	10	10	10	10	10	10	10	10	10	10	10	
Greens Bayou	10	10	10	10	10	10	10	10	10	10	10	10	10	10	10	10	10	10	10	8	10	10	10	10	10	10	10	10	10	10	10	10	10	10	10	10	10	
Shell Crude	10	10	10	10	10	10	10	10	10	10	10	10	10	10	10	10	10	10	10	8	10	10	10	10	10	10	10	10	10	10	10	10	10	10	10	10	10	
Lynchburg Ferries	10	10	10	10	10	10	10	10	10	10	10	10	10	10	10	10	10	10	9	8	10	10	10	10	10	10	10	10	10	10	10	10	10	10	10	10	10	
Exxon 3	10	10	10	10	10	10	10	10	10	10	10	10	10	10	10	10	10	10	10	8	10	10	10	10	10	10	10	10	10	10	10	10	10	10	10	10	10	
Morgans Point	10	10	10	10	10	10	10	10	10	10	10	10	10	10	10	10	10	10	10	8	10	10	10	10	10	10	10	10	10	10	10	10	10	10	10	10	10	10
75/76	10	10	10	10	10	10	10	10	10	10	10	10	10	10	10	10	10	10	10	10	10	10	10	10	10	10	10	10	10	10	10	10	10	10	10	10	10	10
63/64	10	10	10	10	10	10	10	10	10	10	10	10	10	10	10	10	10	10	10	10	10	10	10	10	10	10	10	10	10	10	10	10	10	10	10	10	10	10
51/52	10	10	10	10	10	10	10	10	10	10	10	10	10	10	10	10	10	10	10	10	10	10	10	10	10	10	10	10	10	10	10	10	10	10	10	10	10	10
37/38	10	10	10	10	10	10	10	10	10	10	10	10	10	10	10	10	10	10	10	10	10	10	10	10	10	10	10	10	10	10	10	10	10	10	10	10	10	10
25/26	10	10	10	10	10	10	10	10	10	10	10	10	10	10	10	10	10	10	10	10	10	10	10	10	10	10	10	10	10	10	10	10	10	10	10	10	10	10
11/12	10	10	10	10	10	10	10	10	10	10	10	10	10	10	10	10	10	10	10	10	10	10	10	10	10	10	10	10	10	10	10	10	10	10	10	10	10	10
1 & 2 Bravo	10	10	10	10	10	10	10	10	10	10	10	10	10	10	10	10	10	10	10	10	10	10	10	10	10	10	10	10	10	10	10	10	10	10	10	10	10	10

NOTE: This is automated data that may/may not agree with the official BAM thinking that's found on the daily slides or special visibility report slides. This data should be used as a guide only

Houston Pilots Wind Chart



Forecast Confidence



Example

Sustained wind 13 Knots
Gusts 18 Knots
Wind from the N

WS: 13
G:18
N

Time Knots	Tue 12pm	Tue 1pm	Tue 2pm	Tue 3pm	Tue 4pm	Tue 5pm	Tue 6pm	Tue 7pm	Tue 8pm	Tue 9pm	Tue 10pm	Tue 11pm	Wed 12am	Wed 1am	Wed 2am	Wed 3am	Wed 4am	Wed 5am	Wed 6am	Wed 7am	Wed 8am	Wed 9am	Wed 10am	Wed 11am	Wed 12pm	Wed 1pm	Wed 2pm	Wed 3pm	Wed 4pm	Wed 5pm	Wed 6pm	Wed 7pm	Wed 8pm	Wed 9pm	Wed 10pm	Wed 11pm		
610 Bridge	8	10	10	10	10	8	7	6	5	4	5	5	4	3	3	5	5	5	5	6	6	8	8	8	8	8	8	8	8	8	9	9	9	7	6	6	6	5
	13	14	14	15	15	15	16	16	14	12	11	12	10	10	10	8	8	8	8	7	8	10	12	12	12	12	12	12	13	13	13	13	13	11	9	9	8	
	SSW	SSW	S	S	S	S	S	S	S	S	S	S	SSW	S	S	S	S	S	S	S	S	S	S	S	S	S	S	S	S	S	S	S	S	S	S	S		
Kinder 1	8	10	10	10	10	8	7	5	4	4	4	5	4	3	3	5	5	5	5	6	8	8	8	8	8	8	8	9	9	9	9	7	6	6	5	5		
	12	14	15	14	15	15	16	16	14	11	11	11	10	10	8	8	7	7	8	10	12	11	12	12	12	12	13	13	13	13	13	10	9	9	9	8		
	SSW	SSW	SSW	S	S	S	S	S	S	S	S	S	S	S	S	S	S	S	S	S	S	S	S	S	S	S	S	S	S	S	S	S	S	S	S	S		
Greens Bayou	8	10	10	10	10	8	6	5	4	4	4	5	4	3	3	5	5	5	5	6	8	8	8	8	8	8	8	9	9	9	7	6	6	5	5			
	12	14	15	14	15	15	15	12	10	10	11	10	10	10	8	7	7	7	8	9	12	11	12	11	12	12	12	13	13	13	13	13	10	9	9	8		
	SSW	SSW	SSW	S	S	S	S	S	S	S	S	S	S	S	S	S	S	S	S	S	S	S	S	S	S	S	S	S	S	S	S	S	S	S	S	S		
Shell Crude	8	10	11	10	10	8	7	5	4	4	4	4	3	3	5	5	5	5	6	8	8	8	8	8	8	8	9	9	10	9	8	7	6	6	5	5		
	12	14	15	15	15	15	16	15	11	10	10	10	11	10	10	8	7	7	7	8	9	12	11	11	12	12	12	13	13	13	12	10	9	9	8	7		
	SSW	SSW	S	S	S	S	S	S	S	S	S	S	S	S	S	S	S	S	S	S	S	S	S	S	S	S	S	S	S	S	S	S	S	S	S	S		
Lynchburg Ferries	8	9	11	10	10	8	7	5	4	4	4	4	3	3	6	5	5	5	6	7	8	9	8	9	9	9	10	10	11	10	9	7	7	6	6	5		
	12	14	16	15	16	15	16	14	10	10	10	11	11	10	8	7	7	7	8	10	12	11	11	12	12	13	13	14	14	13	10	10	9	8	8	8		
	SSW	S	S	S	S	S	S	S	S	S	S	S	S	S	S	S	S	S	S	S	S	S	S	S	S	S	S	S	S	S	S	S	S	S	S	S		
Exxon 3	8	10	11	11	10	8	7	5	4	4	4	4	4	3	6	6	6	6	6	7	8	8	9	9	9	10	11	11	10	9	8	7	7	6	6	6		
	11	15	17	16	16	17	14	10	9	10	10	11	11	11	9	8	8	8	8	9	10	11	11	12	13	14	14	14	14	12	11	10	9	9	8	8		
	SSE	S	S	S	S	S	S	S	S	S	S	S	S	S	S	S	S	S	S	S	S	S	S	S	S	S	S	S	SSE	S	S	S	S	S	S	S		
Morgans Point	8	11	11	11	10	8	7	6	5	4	5	5	5	4	7	7	7	7	8	8	9	9	9	10	11	12	12	11	10	9	8	8	7	7	7	7		
	12	17	17	17	17	16	16	13	10	10	10	11	12	12	11	9	9	9	9	10	11	11	11	12	13	14	14	15	14	13	11	10	10	9	9	9		
	SSE	SSE	S	S	S	S	S	S	S	S	S	S	S	S	S	S	S	S	S	S	S	S	S	S	S	S	SSE	SSE	SSE	S	S	S	S	S	S	S	S	
75/76	9	11	11	11	10	8	7	7	6	6	5	6	7	5	5	9	9	9	8	9	9	9	9	9	9	9	11	12	13	13	13	11	11	10	9	9		
	13	17	17	17	17	16	15	12	11	11	10	12	13	12	11	10	10	9	10	10	11	11	11	12	14	14	15	15	15	13	12	11	10	10	10	10		
	SSE	SSE	S	S	S	S	S	S	S	S	S	S	S	S	S	S	S	S	S	S	S	S	S	S	S	SSE	SSE	SSE	SSE	S	S	S	S	S	S	S	S	
63/64	10	11	11	11	10	8	7	7	6	5	6	7	5	5	9	9	9	8	9	9	9	9	9	9	9	9	11	12	12	12	11	10	9	9	9	9		
	14	17	17	17	17	16	13	12	11	11	10	12	13	12	11	10	10	9	10	10	11	11	12	13	14	14	14	14	13	12	11	10	10	10	10	10		
	SSE	S	S	S	S	S	S	SSE	S	S	S	S	S	S	S	S	S	S	S	S	S	S	S	S	S	S	S	SSE	S	S	S	S	S	S	S	S		
51/52	10	11	11	11	10	8	8	7	6	5	6	6	6	5	9	9	8	8	9	9	9	9	9	10	11	11	11	11	11	10	9	9	9	8	8	8		
	14	17	17	17	17	16	12	11	11	10	10	11	12	12	11	10	10	9	10	10	11	11	12	12	13	13	13	13	12	11	10	10	10	10	10	10		
	S	S	S	S	S	S	S	SSE	S	SSE	S	S	S	S	S	S	S	S	S	S	S	S	S	S	S	S	S	S	S	S	S	S	S	S	S	S		
37/38	10	11	11	11	10	9	7	6	6	5	6	6	6	5	9	9	8	8	9	9	9	9	9	10	10	10	10	10	10	10	9	8	8	8	8	8		
	15	17	17	17	17	16	11	10	10	10	10	11	12	12	10	10	10	10	10	11	11	12	12	12	12	12	12	12	11	10	10	9	9	9	9	9		
	S	S	S	S	S	S	SSE	SSE	SSE	S	S	S	S	S	S	S	S	S	S	S	S	S	S	S	S	S	S	S	S	S	S	S	S	S	S	S		
25/26	10	10	11	10	9	8	6	6	5	6	5	5	5	6	5	8	8	8	8	8	9	9	9	9	10	10	10	9	9	8	7	7	7	7	7			
	14	16	17	16	16	16	11	10	10	9	11	12	12	12	10	10	10	10	10	11	11	11	11	12	12	12	12	11	11	10	9	9	9	9	9	9		
	S	S	S	S	S	S	SSE	SSE	SSE	S	S	S	S	S	S	S	S	S	S	S	S	S	S	S	S	S	S	S	S	S	S	S	S	S	S	S		
11/12	8	9	10	9	9	8	7	7	7	6	6	7	7	6	9	9	8	8	9	9	9	9	9	9	9	9	9	9	9	8	8	7	8	8	8			
	13	15	16	16	16	15	12	11	11	10	11	13	13	11	11	10	10	10	10	11	12	11	11	11	12	11	11	11	11	10	10	9	9	9	9	9		
	S	S	S	S	S	S	S	S	SSE	SSE	S	S	S	S	S	S	S	S	S	S	S	S	S	S	S	S	S	S	S	S	S	S	S	S	S	S		
1 & 2 Bravo	6	6	8	7	8	8	8	8	8	8	8	9	10	9	9	12	11	11	10	11	11	10	9	9	8	8	8	9	9	9	9	9	9	9	9			
	12	14	14	14	14	13	13	13	12	12	15	16	15	15	12	12	12	11	11	12	12	12	12	11	11	11	11	11	11	10	10	10	10	10	10			
	S	S	S	S	S	S	S	S	SSE	S	S	S	S	S	S	S	S	S	S	S	S	S	S	S	S	S	S	S	S	S	S	S	S	S	S	S		

NOTE: This is automated data that may/may not agree with the official BAM thinking that's found on the daily slides. This data should be used as a guide only

Houston Pilots: Tue. 11/7/2023



Forecast Discussion

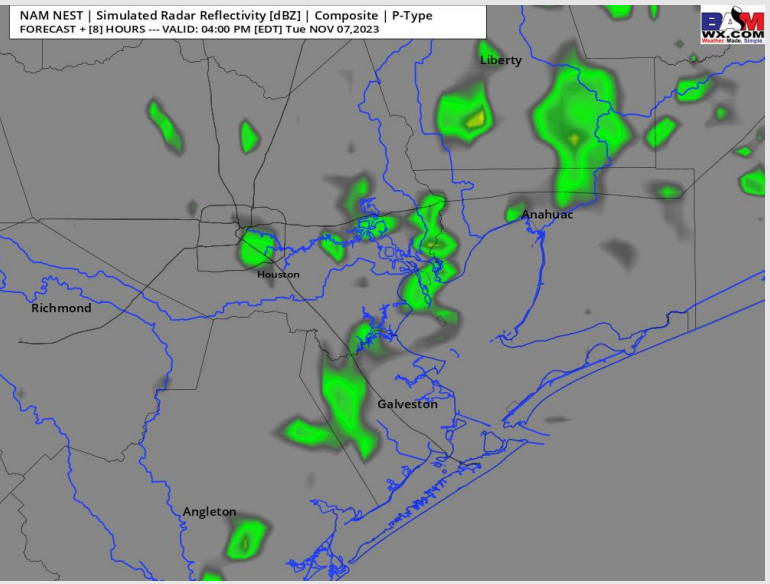
Precip: A few isolated showers (10-20%) will be possible through 5 PM. Outside of this window, favoring remainder of evening to be dry.

Wind: Winds will be out of the S/SSW. **N of Morgan's Point:** 7 - 12 kts favored before decreasing at 7 PM to 4-9 kts for the remainder of the evening. **S of Morgan's Point:** 3-8 kts through the AM hours with a slight increase to 8-13 kts after 12 PM. **A few wind gusts of 13-18 kts will be possible at all stations through 5 PM CT.**

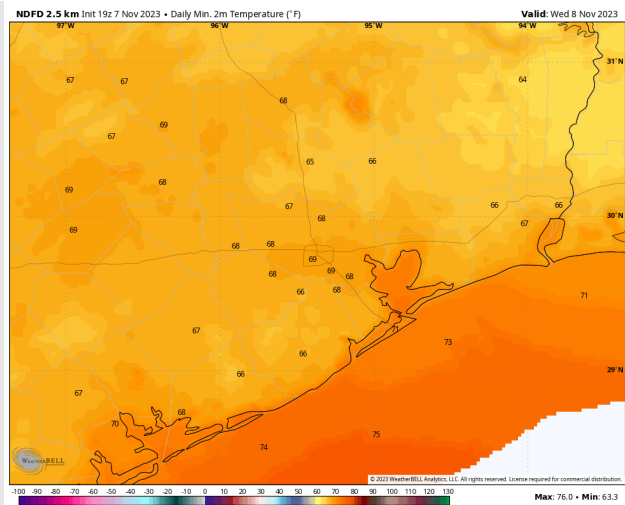
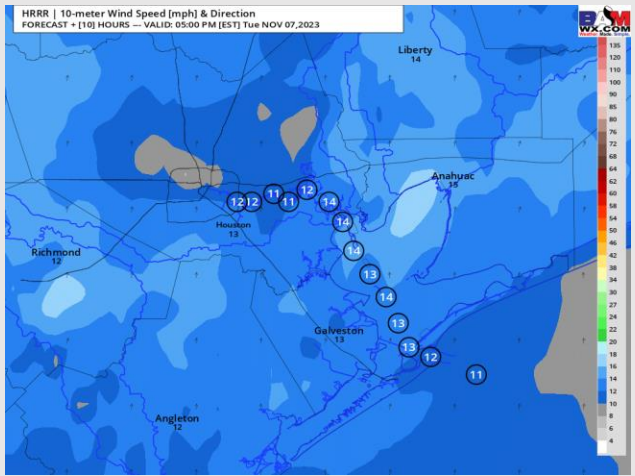
Low Temps: **N of Morgan's Point:** Upper 60's F. **S of Morgan's Point:** Mid 70s F.

Visibility: No visibility concerns favored for the overnight period.

Precip Image: 3 PM CT



Wind Speed: 4 PM CT



Low Temps Wed AM

Forecast Discussion

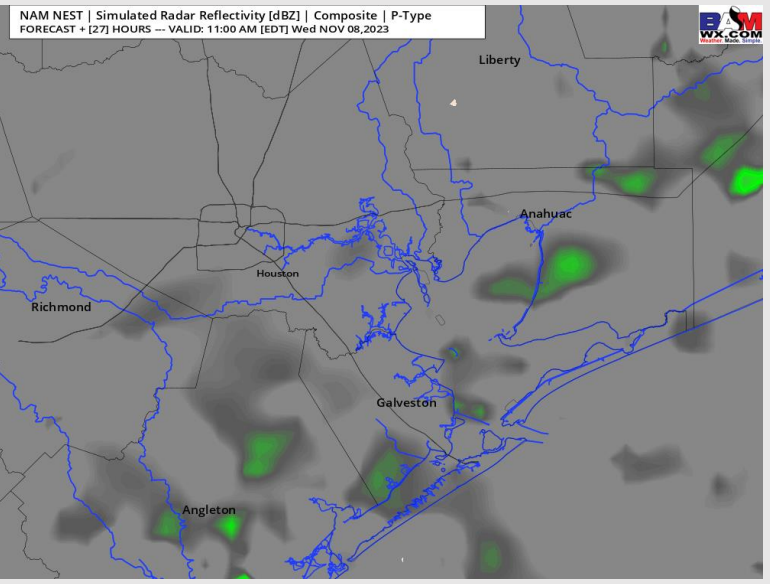
Precip: Favoring dry conditions aside from low end chance (10-20%) of showers between 10 AM – 3 PM.

Wind: Winds will be out of the S/SE throughout the day. **N of Morgan's Point:** 3-8 kts throughout the AM with an increase to 5-10 kts after 3 PM. **S of Morgan's Point:** Winds will be 3-8 kts through 3 PM before increasing to 7-12 kts throughout the day on Wednesday.

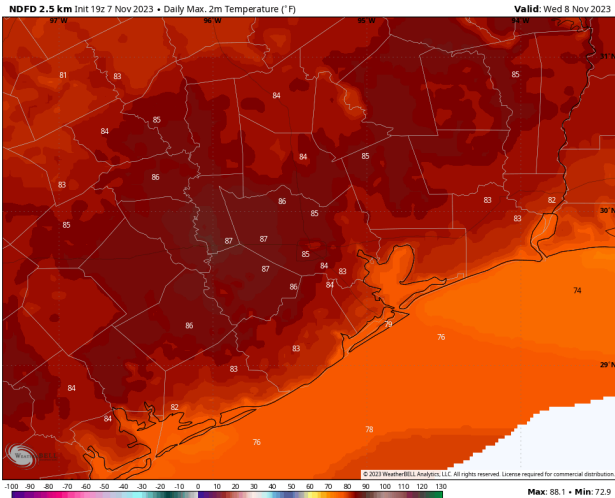
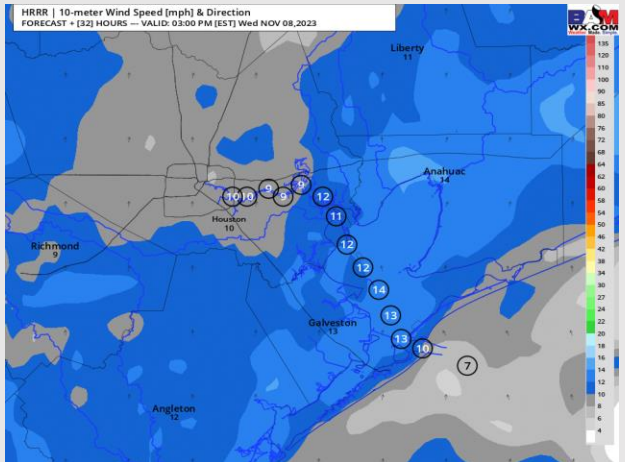
High Temps: **N of Morgan's Point:** Low 80's F. **S of Morgan's Point:** Mid 70s F.

Visibility: No fog expected Wednesday AM.

Precip Image: 10 AM CT



Wind Speed 2 PM CT



High Temps Wednesday

Forecast Discussion

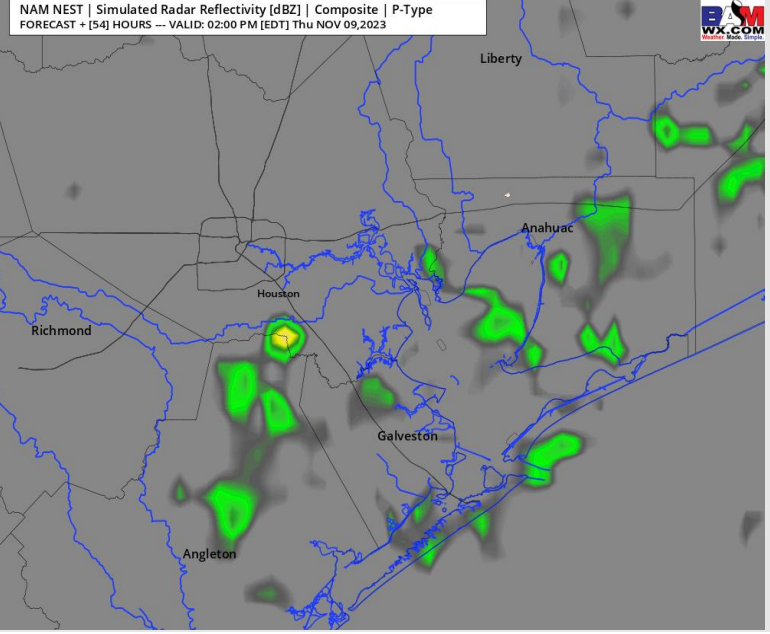
Precip: A few scattered showers will be possible from 12PM – 5PM (Chances 20%)

Wind: Winds will be out of the SSE Thursday. **N of Morgan's Point:** winds will be 2 – 7 kts. **S of Morgan's Point:** Winds will remain at 3-8 kts until 1 PM when winds will then increase 5 – 10 kts.

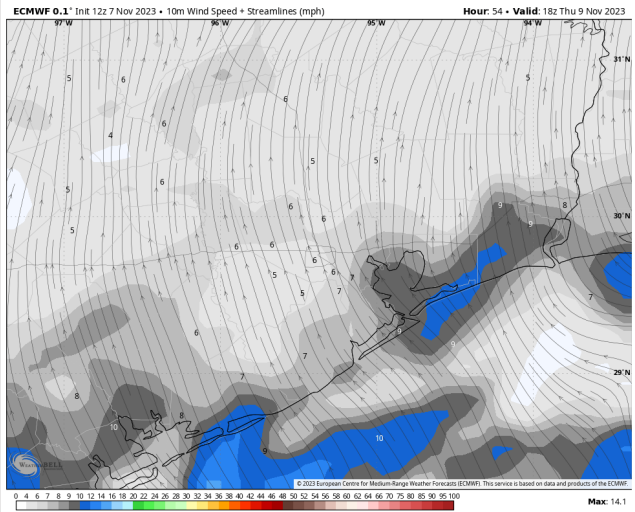
High Temps: **N of Morgan's Point:** Low 80s F. **S of Morgan's Point:** Mid 70s F.

Visibility: Fog is not currently favored for Thursday.

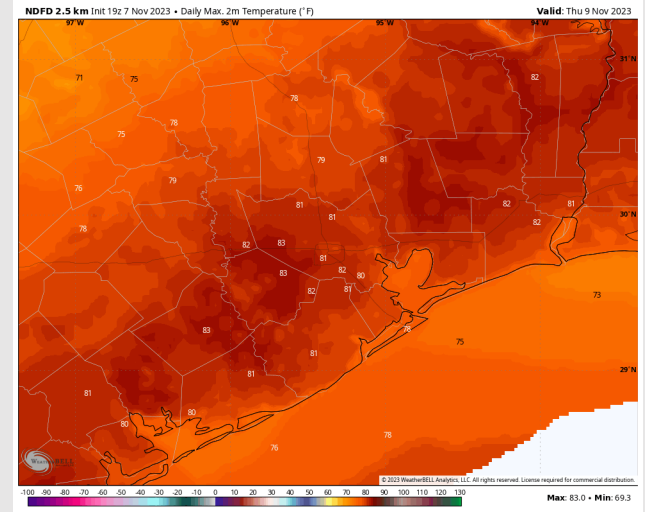
Precip Image: 1 PM CT



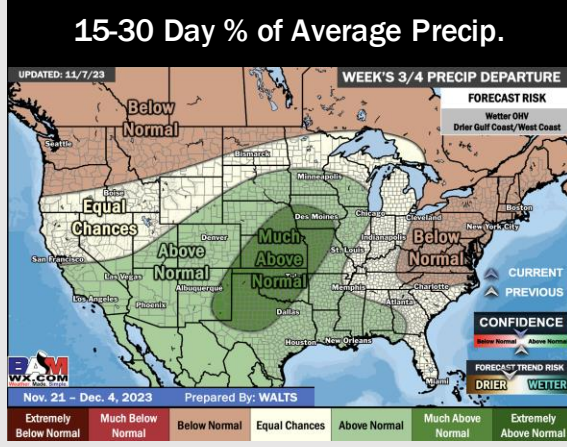
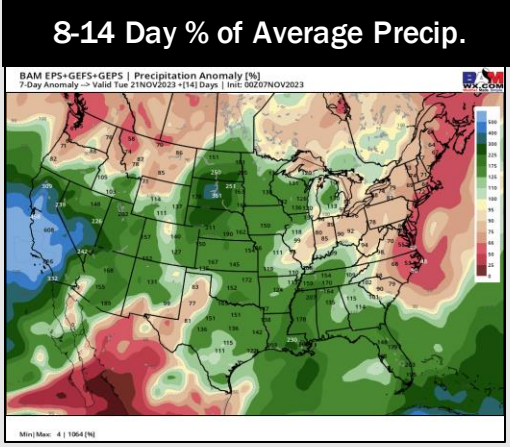
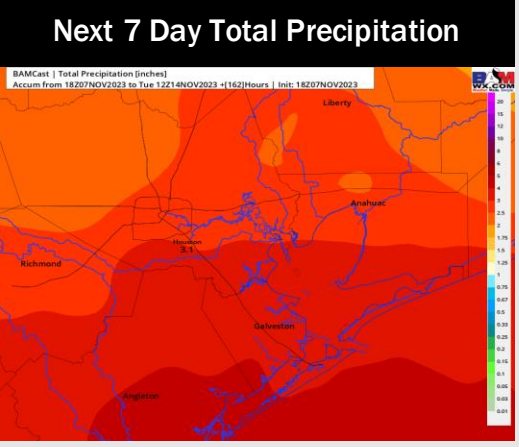
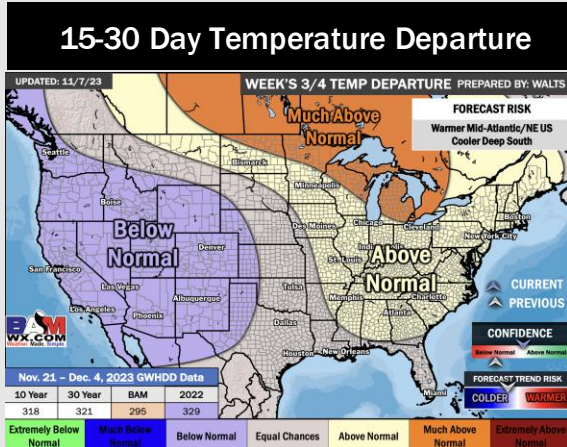
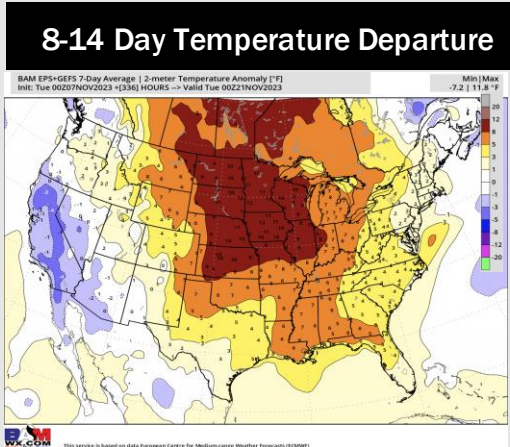
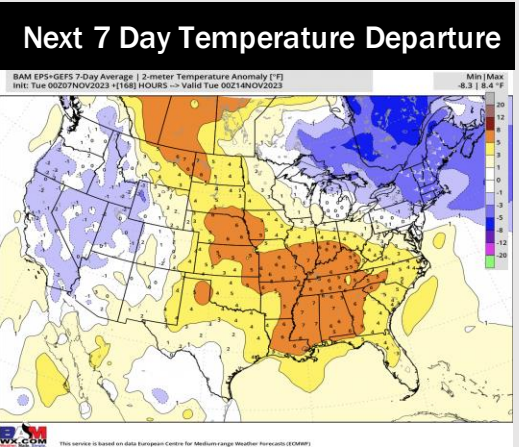
Wind Speed:
12 PM CT



High Temps
Thursday



Houston Pilots: 11/7/2023



- High pressure settles in the HOU area keeping drier conditions over the next few days. Better rain chances expected to return Thursday with a cold front on Friday. Warmer temperatures returning into the weekend, putting week 1 temps above normal.
- Much above normal rainfall and slightly above normal temperatures are expected into the week 2 timeframe.
- Seasonal temperatures and above normal chances for precipitation are favored in the weeks 3/4 timeframe.