

Houston Pilots Forecast Package



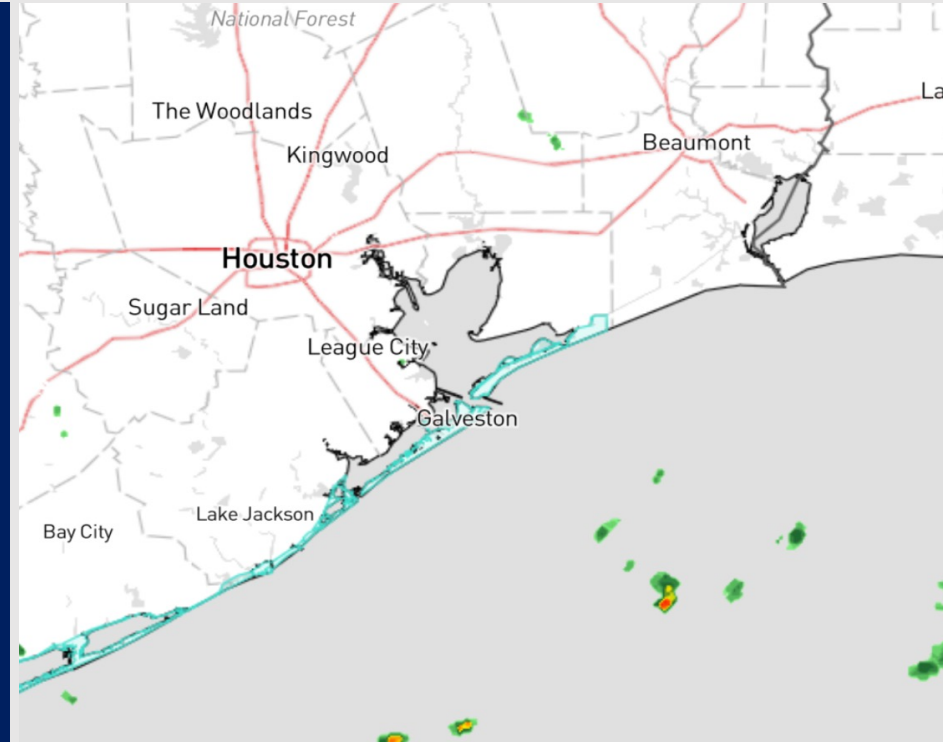
Updated: 2:55 PM CT

Saturday, October 28, 2023

Forecaster: Tyler Riggles

Weather Headlines

- A few spotty chances for precipitation will be possible this weekend. Any hit with showers will be light.
- Greatest precipitation chances come MON/ TUE with the passing of a cold front. Current timing for the front to arrive is 11 PM - 3 AM late SUN/early MON.
- As the cold front passes, temperatures will drop and gusty winds will push in from the North.
- **Elevated winds anticipated on MON as a result. Check slides below for more info.**
- Visibility concerns will not be an issue rolling forward over the next 72+ hours.



Radar/NWS Alerts: 2:49 PM CT



As always, please do not hesitate to reach out to us with any forecast questions via the chat option on the Weather Porthole or our on-call number, **(317)-560-8122** press 1 for forecast questions.

Houston Pilots Visibility Chart (miles)



Time	Sat 2pm	Sat 3pm	Sat 4pm	Sat 5pm	Sat 6pm	Sat 7pm	Sat 8pm	Sat 9pm	Sat 10pm	Sat 11pm	Sun 12am	Sun 1am	Sun 2am	Sun 3am	Sun 4am	Sun 5am	Sun 6am	Sun 7am	Sun 8am	Sun 9am	Sun 10am	Sun 11am	Sun 12pm	Sun 1pm	Sun 2pm	Sun 3pm	Sun 4pm	Sun 5pm	Sun 6pm	Sun 7pm	Sun 8pm	Sun 9pm	Sun 10pm	Sun 11pm	Mon 12am	Mon 1am	
610 Bridge	10	10	10	10	10	10	10	10	10	10	10	10	10	10	10	10	9	9	6	10	10	10	10	10	10	10	10	10	10	10	10	10	10	10	10	10	10
Kinder 1	10	10	10	10	10	10	10	10	10	10	10	10	10	10	10	10	9	9	7	10	10	10	10	10	10	10	10	10	10	10	10	10	10	10	10	10	10
Greens Bayou	10	10	10	10	10	10	10	10	10	10	10	10	10	10	10	9	9	8	8	10	10	10	10	10	10	10	10	10	10	10	10	10	10	10	10	10	10
Shell Crude	10	10	10	10	10	10	10	10	10	10	10	10	10	10	10	9	9	9	9	10	10	10	10	10	10	10	10	10	10	10	10	10	10	10	10	10	10
Lynchburg Ferries	10	10	10	10	10	10	10	10	10	10	10	10	10	10	10	9	9	9	9	10	10	10	10	10	10	10	10	10	10	10	10	10	10	10	10	10	10
Exxon 3	10	10	10	10	10	10	10	10	10	10	10	10	10	10	10	10	9	9	9	10	10	10	10	10	10	10	10	10	10	10	10	10	10	10	10	10	10
Morgans Point	10	10	10	10	10	10	10	10	10	10	10	10	10	10	10	10	9	9	9	10	10	10	10	10	10	10	10	10	10	10	10	10	10	10	10	10	10
75/76	10	10	10	10	10	10	10	10	10	10	10	10	10	10	10	10	10	10	9	10	10	10	10	10	10	10	10	10	10	10	10	10	10	10	10	10	10
63/64	10	10	10	10	10	10	10	10	10	10	10	10	10	10	10	10	10	10	9	10	10	10	10	10	10	10	10	10	10	10	10	10	10	10	10	10	10
51/52	10	10	10	10	10	10	10	10	10	10	10	10	10	10	10	10	10	10	9	10	10	10	10	10	10	10	10	10	10	10	10	10	10	10	10	10	10
37/38	10	10	10	10	10	10	10	10	10	10	10	10	10	10	10	10	10	10	10	10	10	10	10	10	10	10	10	10	10	10	10	10	10	10	10	10	10
25/26	10	10	10	10	10	10	10	10	10	10	10	10	10	10	10	10	10	10	10	10	10	10	10	10	10	10	10	10	10	10	10	10	10	10	10	10	10
11/12	10	10	10	10	10	10	10	10	10	10	10	10	10	10	10	10	10	10	10	10	10	10	10	10	10	10	10	10	10	10	10	10	10	10	10	10	10
1 & 2 Bravo	10	10	10	10	10	10	10	10	10	10	10	10	10	10	10	10	10	10	10	10	10	10	9	9	9	9	9	9	9	9	9	9	9	9	9	9	9

NOTE: This is automated data that may/may not agree with the official BAM thinking that's found on the daily slides or special visibility report slides. This data should be used as a guide only

Houston Pilots Wind Chart



Forecast Confidence



Sustained wind 13 Knots
Gusts 18 Knots
Wind from the N

Example

WS: 13
G:18
N

Time Knots	Sat 2pm	Sat 3pm	Sat 4pm	Sat 5pm	Sat 6pm	Sat 7pm	Sat 8pm	Sat 9pm	Sat 10pm	Sat 11pm	Sun 12am	Sun 1am	Sun 2am	Sun 3am	Sun 4am	Sun 5am	Sun 6am	Sun 7am	Sun 8am	Sun 9am	Sun 10am	Sun 11am	Sun 12pm	Sun 1pm	Sun 2pm	Sun 3pm	Sun 4pm	Sun 5pm	Sun 6pm	Sun 7pm	Sun 8pm	Sun 9pm	Sun 10pm	Sun 11pm	Mon 12am	Mon 1am	
610 Bridge	8	9	10	9	8	7	6	5	5	4	3	4	3	2	2	4	4	4	4	5	6	6	6	6	6	6	6	6	7	7	7	6	6	6	7	8	10
Kinder 1	8	9	10	9	8	8	6	5	5	4	3	4	3	2	2	4	4	4	4	5	6	6	7	7	6	7	7	7	8	7	6	6	6	6	6	8	9
Greens Bayou	12	13	14	14	14	15	15	15	15	14	10	10	9	8	8	6	5	6	7	8	9	9	9	9	10	10	10	11	11	11	9	9	8	9	8	9	11
Shell Crude	9	10	10	10	9	8	7	6	5	4	4	4	3	2	3	4	4	4	5	5	7	7	7	7	7	8	8	8	8	8	7	6	6	5	6	8	9
Lynchburg Ferries	13	14	15	16	15	16	16	16	15	14	11	9	9	8	7	6	6	6	7	8	9	9	9	10	10	11	11	12	11	11	9	8	8	9	10	11	
Exxon 3	9	10	10	10	9	8	7	6	5	5	4	4	3	3	3	5	5	5	5	6	7	7	8	8	8	9	9	9	9	8	6	6	7	8	10	11	
Morgans Point	13	14	15	16	15	16	15	15	13	12	9	9	8	7	7	7	7	7	8	10	10	10	10	11	12	12	12	12	12	11	9	8	8	9	10	11	
75/76	9	10	11	11	10	10	9	9	8	9	7	7	6	5	8	8	8	8	8	8	8	8	8	8	8	10	10	11	12	12	11	9	8	8	11	13	14
63/64	14	15	16	17	16	16	15	16	16	15	14	13	12	10	8	10	9	9	9	10	10	10	10	10	11	12	12	13	13	13	12	10	8	8	12	14	16
51/52	9	10	11	11	11	10	9	8	9	9	8	8	7	6	5	8	8	8	8	8	8	8	8	8	8	9	9	9	10	11	10	8	7	6	9	12	14
37/38	10	10	11	11	10	9	9	9	10	9	9	8	8	6	5	8	8	8	7	8	8	9	8	8	8	9	9	9	9	9	7	7	5	8	11	12	
25/26	13	13	14	15	15	15	15	16	17	16	16	14	14	12	11	9	8	8	8	9	10	10	10	10	10	10	10	10	10	10	9	8	7	7	8	11	12
11/12	10	10	11	11	11	10	10	11	11	11	11	9	9	8	7	8	8	7	7	8	8	8	8	8	8	8	8	8	8	8	7	6	6	6	8	10	
1 & 2 Bravo	12	12	13	14	14	15	15	16	17	16	16	15	15	13	12	11	11	11	10	10	10	10	10	10	10	10	10	10	10	10	9	8	8	8	8	9	11

NOTE: This is automated data that may/may not agree with the official BAM thinking that's found on the daily slides. This data should be used as a guide only

Houston Pilots: Sat. 10/28/2023



Forecast Discussion

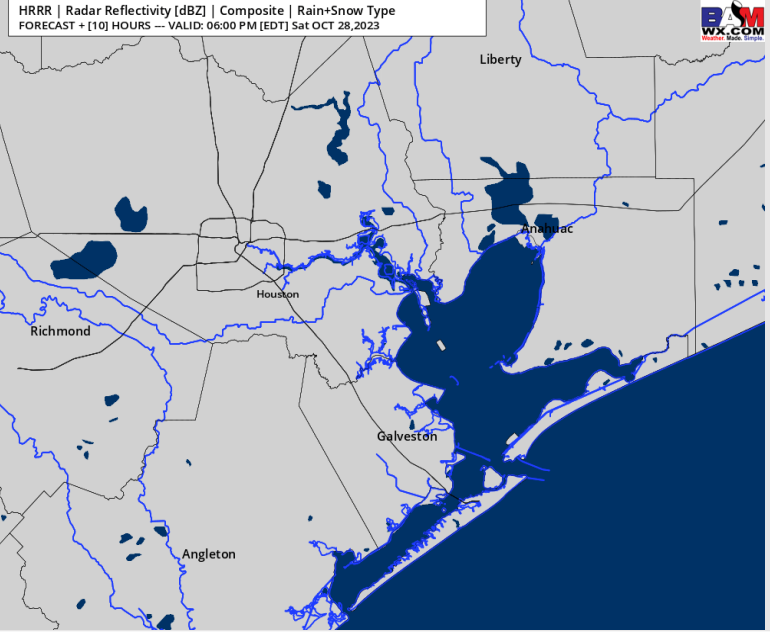
Precip: Favoring dry conditions for today as showers will remain to the west. Only a minor 10% chance for drizzle will exist at the Boarding Station from 3 PM -7 PM.

Wind: Winds will be sustained from the SE. Winds N of Morgan's Point will be at 6 - 11 kts for the majority of the remainder of the day. Winds increase to 3 - 8 kts again by 9 PM. Winds S of Morgan's Point will be at 8-13 kts for the rest of the day.

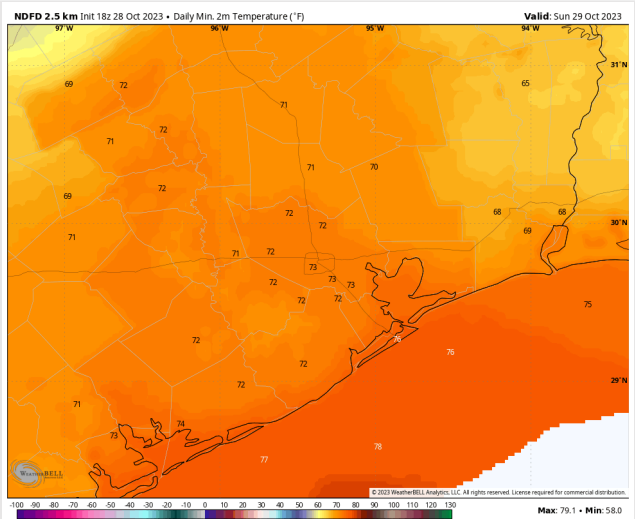
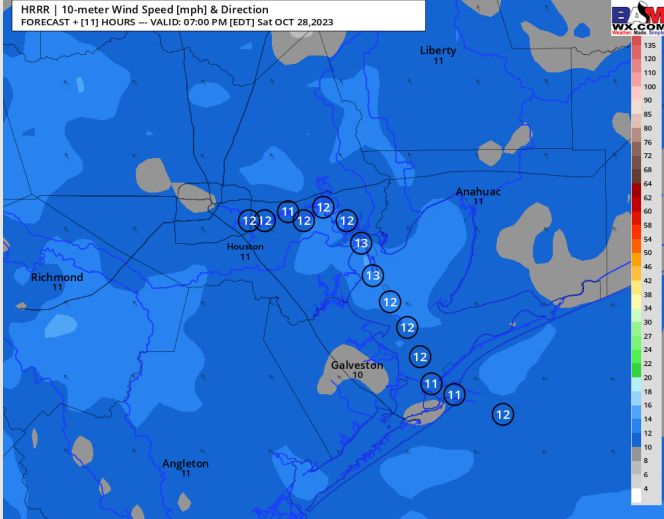
Low Temps: N of Morgan's Point: Low 70's F. S of Morgan's Point: Mid 70s F.

Visibility: Not anticipating any visibility issues currently.

Precip Image: 5 PM CT



Wind Speed:
6 PM CT



Low Temps
SUN AM

Houston Pilots: Sun. 10/29/2023



Forecast Discussion

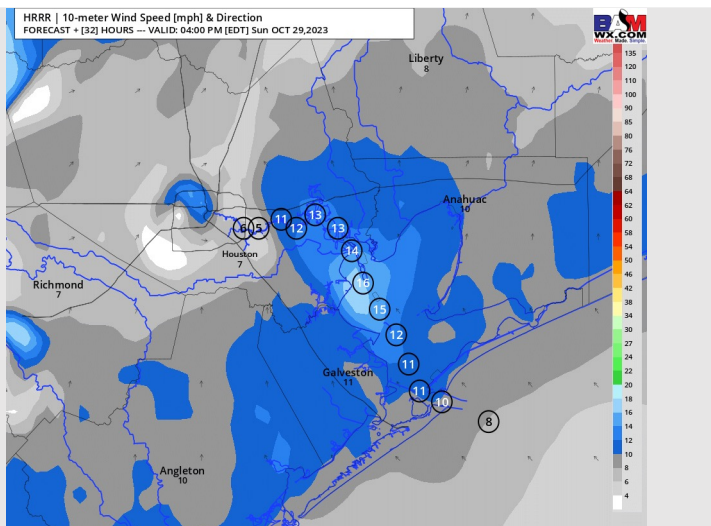
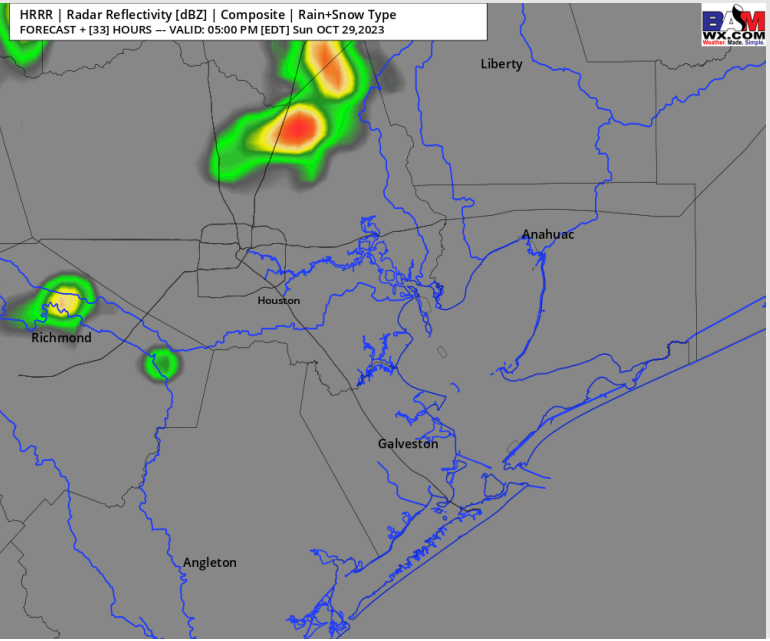
Precip: Majority of rainfall coverage will continue to set up to the west of all stations Sunday, leaving chances for isolated showers on the lower-end (20%) after 2 PM.

Wind: Winds remain out of the SE throughout the day. For Stations **N** of Morgan's Point winds will be at 3- 8 kts throughout the day with a slight increase to 6-11 kts from 10 AM - 6 PM. For stations **S** of Morgan's Point winds of 10-15 kts will gradually decrease to 7-12 kts by 8 AM and remain at that speed for the rest of the day. Pending timing of a cold front, winds can flip from the N/NW starting as early as 11 PM.

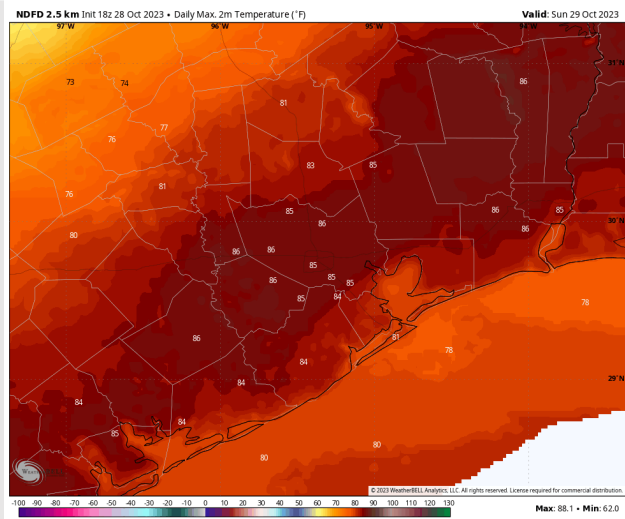
High Temps: **N** of Morgan's Point: Mid 80's F. **S** of Morgan's Point: Upper 70s F

Visibility: Not anticipating any visibility issues currently.

Precip Image: 4 PM CT



Wind Speed:
3 PM CT



High Temps
Sunday

Houston Pilots: Mon. 10/30/2023



Forecast Discussion

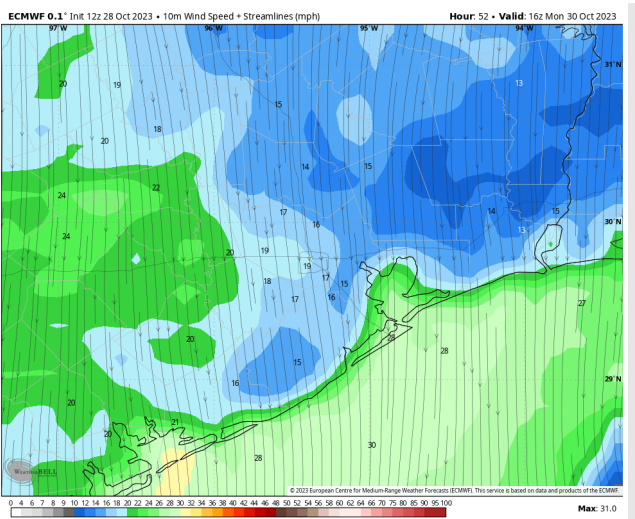
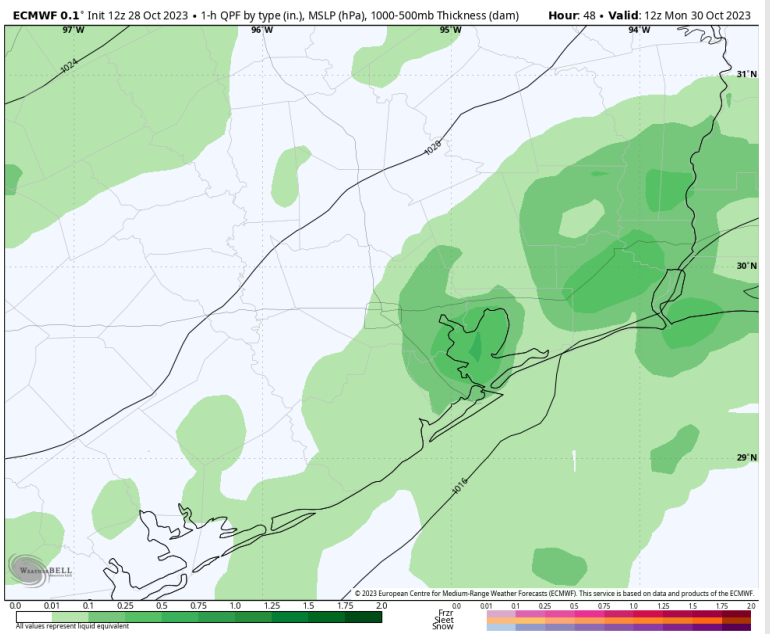
Precip: The passing of a front from the NW arriving just after midnight will allow for scattered/widespread rain throughout majority of Monday (coverage widespread throughout the late AM). Towards 6 PM only isolated rain chances remain for the rest of the PM as most of the front will push through.

Wind: Winds will start out of the SE before being out of the N by 4 AM with passing of front. Winds **N of Morgan's Point** will start at 2-7 kts ahead of the front before increasing to 11 - 16 kts by 3 AM. **S of Morgan's Point** will be at 5-10 kts through 4 AM before increasing to 20-25 kts the rest of the day. **Elevated wind gusts of 27-32 kts will be possible S of Morgan's Point after 5 AM.**

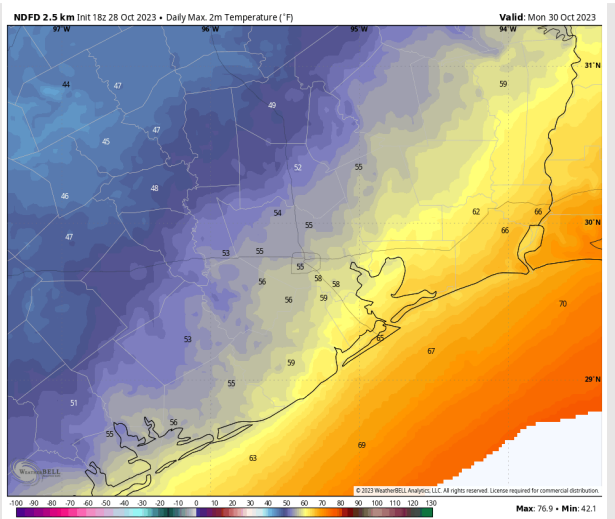
High Temps: Notably cooler. **N of Morgan's Point:** Upper 50s/Low 60s F. **S of Morgan's Point:** Mid to upper 60s F.

Visibility: No visibility concerns for today.

Precip Image: 7 AM CT

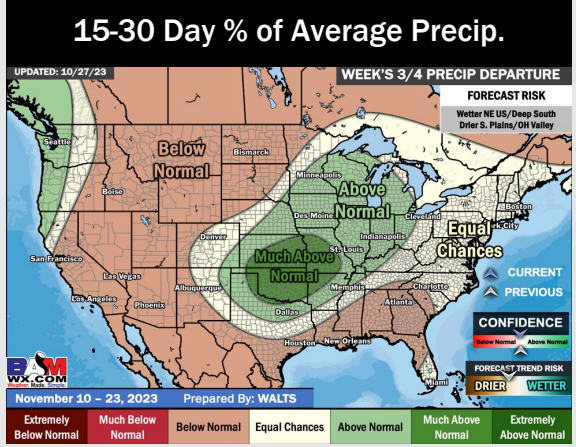
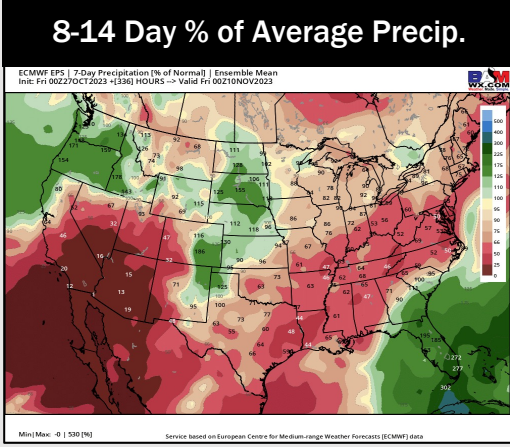
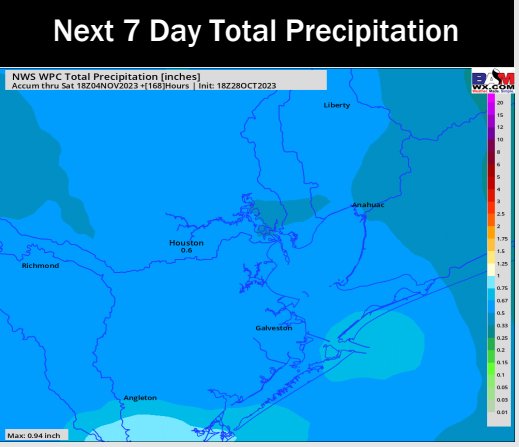
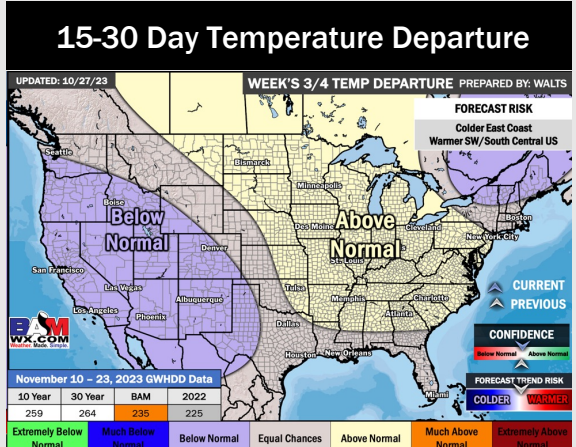
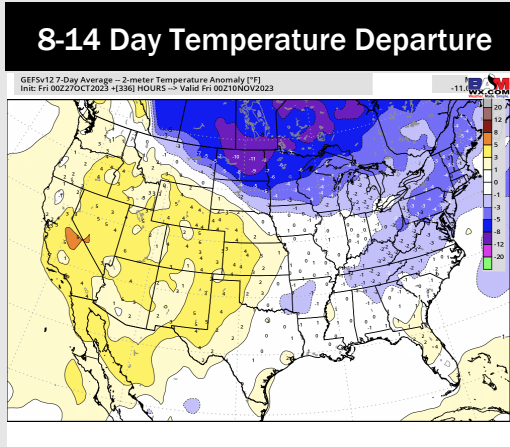
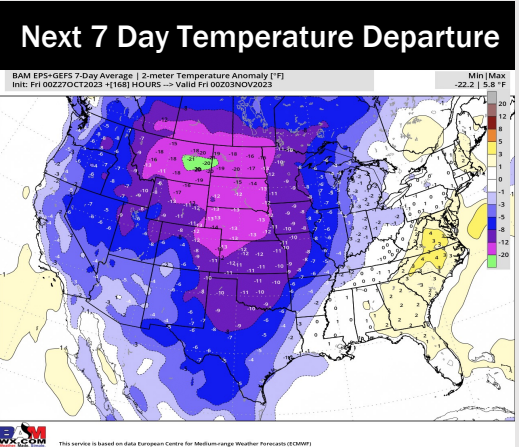


Wind Speed
11 AM CT



High Temps
Monday

Houston Pilots: 10/28/23



- Beyond the cold front exiting by early Tuesday AM, high pressure will settle in keeping the remaining days of the week dry. Warmer than normal temperatures expected through Sunday and below normal temperatures to follow starting Monday.
- Below normal rainfall and seasonal to slightly above normal temperatures are expected into the week 2 timeframe.
- Seasonal temperatures and below normal chances for precipitation are favored in the weeks 3/4 timeframe.