

Houston Pilots Forecast Package



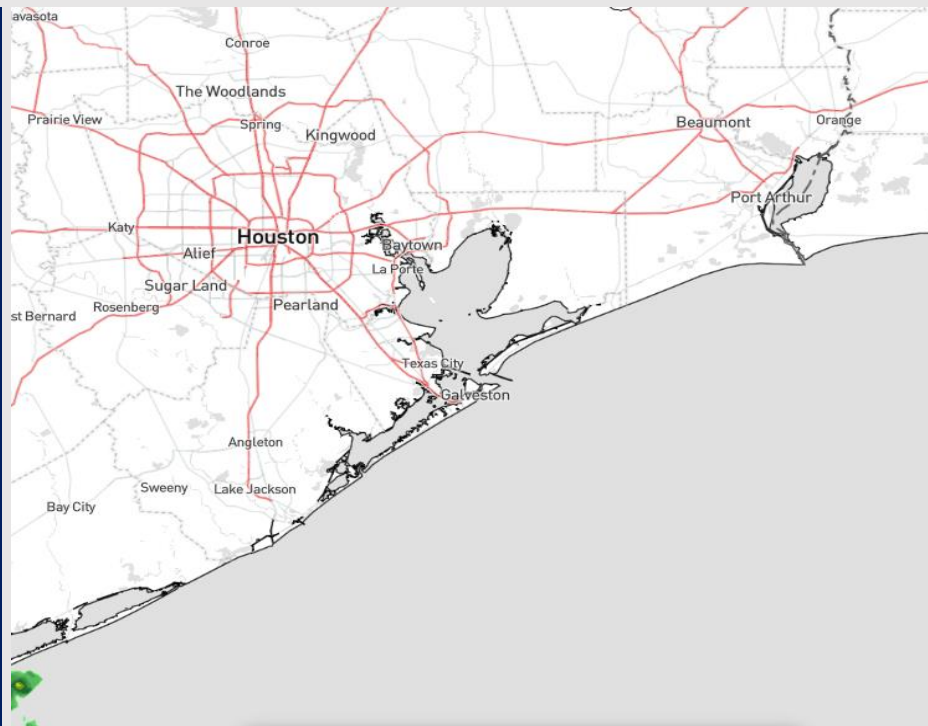
Updated: 1:00 PM CT

Sunday, October 22, 2023

Forecaster: Xander Lowry

Weather Headlines

- Although minor rain chances around the next few days, next best shot of rain will be when a cold front arrives Thursday.
- Winds will continue to remain light for most stations throughout this weekend with wind gusts seldom getting near 20kts. Some gustier winds can come into play on Monday PM.
- Not anticipating any fog concerns over the next couple days.



Radar/NWS Alerts: 1:00 PM CT



As always, please do not hesitate to reach out to us with any forecast questions via the chat option on the Weather Porthole or our on-call number, **(317)-560-8122** press 1 for forecast questions.

Houston Pilots Visibility Chart (miles)



Time	Sun 12pm	Sun 1pm	Sun 2pm	Sun 3pm	Sun 4pm	Sun 5pm	Sun 6pm	Sun 7pm	Sun 8pm	Sun 9pm	Sun 10pm	Sun 11pm	Mon 12am	Mon 1am	Mon 2am	Mon 3am	Mon 4am	Mon 5am	Mon 6am	Mon 7am	Mon 8am	Mon 9am	Mon 10am	Mon 11am	Mon 12pm	Mon 1pm	Mon 2pm	Mon 3pm	Mon 4pm	Mon 5pm	Mon 6pm	Mon 7pm	Mon 8pm	Mon 9pm	Mon 10pm	Mon 11pm					
610 Bridge	10	10	10	10	10	10	10	10	10	10	10	10	10	10	10	10	10	10	10	10	10	10	10	10	10	10	10	10	10	10	10	10	10	10	10	10	10				
Kinder 1	10	10	10	10	10	10	10	10	10	10	10	10	10	10	10	10	10	10	10	10	10	10	10	10	10	10	10	10	10	10	10	10	10	10	10	10	10				
Greens Bayou	10	10	10	10	10	10	10	10	10	10	10	10	10	10	10	10	10	10	10	10	10	10	10	10	10	10	10	10	10	10	10	10	10	10	10	10	10				
Shell Crude	10	10	10	10	10	10	10	10	10	10	10	10	10	10	10	10	10	10	10	10	10	10	10	10	10	10	10	10	10	10	10	10	10	10	10	10	10				
Lynchburg Ferries	10	10	10	10	10	10	10	10	10	10	10	10	10	10	10	10	10	10	10	10	10	10	10	10	10	10	10	10	10	10	10	10	10	10	10	10	10				
Exxon 3	10	10	10	10	10	10	10	10	10	10	10	10	10	10	10	10	10	10	10	10	10	10	10	10	10	10	10	10	10	10	10	10	10	10	10	10	10				
Morgans Point	10	10	10	10	10	10	10	10	10	10	10	10	10	10	10	10	10	10	10	10	10	10	10	10	10	10	10	10	10	10	10	10	10	10	10	10	10				
75/76	10	10	10	10	10	10	10	10	10	10	10	10	10	10	10	10	10	10	10	10	10	10	10	10	10	10	10	10	10	10	10	10	10	10	10	10	10				
63/64	10	10	10	10	10	10	10	10	10	10	10	10	10	10	10	10	10	10	10	10	10	10	10	10	10	10	10	10	10	10	10	10	10	10	10	10	10				
51/52	10	10	10	10	10	10	10	10	10	10	10	10	10	10	10	10	10	10	10	10	10	10	10	10	10	10	10	10	10	10	10	10	10	10	10	10	10				
37/38	10	10	10	10	10	10	10	10	10	10	10	10	10	10	10	10	10	10	10	10	10	10	10	10	10	10	10	10	10	10	10	10	10	10	10	10	10				
25/26	10	10	10	10	10	10	10	10	10	10	10	10	10	10	10	10	10	10	10	10	10	10	10	10	10	10	10	10	10	10	10	10	10	10	10	10	10				
11/12	10	10	10	10	10	10	10	10	10	10	10	10	10	10	10	10	10	10	10	10	10	10	10	10	10	10	10	10	10	10	10	10	10	10	10	10	10				
1 & 2 Bravo	10	10	10	10	10	10	10	10	10	10	10	10	10	10	10	10	10	10	9	9	10	10	10	10	10	10	10	10	10	10	10	10	10	10	9	9	9	9	9	10	10

NOTE: This is automated data that may/may not agree with the official BAM thinking that's found on the daily slides or special visibility report slides. This data should be used as a guide only

Houston Pilots Wind Chart



Forecast Confidence



Example

Sustained wind 13 Knots
Gusts 18 Knots
Wind from the N

WS: 13
G:18
N

Time Knots	Sun 12pm	Sun 1pm	Sun 2pm	Sun 3pm	Sun 4pm	Sun 5pm	Sun 6pm	Sun 7pm	Sun 8pm	Sun 9pm	Sun 10pm	Sun 11pm	Mon 12am	Mon 1am	Mon 2am	Mon 3am	Mon 4am	Mon 5am	Mon 6am	Mon 7am	Mon 8am	Mon 9am	Mon 10am	Mon 11am	Mon 12pm	Mon 1pm	Mon 2pm	Mon 3pm	Mon 4pm	Mon 5pm	Mon 6pm	Mon 7pm	Mon 8pm	Mon 9pm	Mon 10pm	Mon 11pm	
610 Bridge	4	4	8	9	9	8	7	6	5	5	4	4	4	4	5	5	4	4	4	4	5	6	7	8	9	10	10	10	10	10	11	11	11	10	9	8	
Kinder 1	8	7	10	12	12	13	13	14	15	16	15	13	10	11	10	8	7	6	6	7	9	11	12	13	14	15	15	16	17	17	16	16	14	13	13		
Greens Bayou	7	7	11	13	13	14	14	15	16	16	16	13	11	12	10	7	6	6	7	9	11	12	12	14	15	15	16	17	17	16	16	14	14	13			
Shell Crude	7	8	12	13	13	14	14	15	16	16	16	14	12	12	10	7	7	6	6	8	9	11	12	13	14	15	15	16	17	17	16	16	14	14	13		
Lynchburg Ferries	7	8	11	13	13	14	15	16	17	16	16	13	13	12	11	8	7	6	6	8	9	11	12	13	14	15	16	16	17	17	16	16	14	14	13		
Exxon 3	7	8	11	13	14	14	15	16	17	17	16	14	14	12	11	9	8	8	7	8	10	12	12	13	14	15	16	16	17	17	16	15	15	13			
Morgans Point	7	8	12	14	15	15	16	17	17	17	16	15	14	13	13	10	10	9	8	8	9	10	12	12	13	14	15	16	17	18	18	17	16	15	15	14	
75/76	7	9	13	15	15	15	16	17	17	17	16	15	15	14	13	10	10	9	9	9	10	11	12	12	13	14	15	16	17	18	18	17	16	16	16	16	
63/64	7	9	12	13	14	14	15	16	16	16	15	14	14	14	14	10	10	9	9	10	11	11	12	13	13	15	15	16	17	17	16	16	16	16	16	16	
51/52	7	9	12	12	12	13	14	15	16	15	14	14	14	15	15	10	10	9	9	9	9	10	11	12	12	13	14	15	16	16	16	15	15	15	15	15	
37/38	7	8	11	11	11	12	13	14	15	15	14	14	13	14	15	10	9	8	8	9	10	11	11	12	13	13	14	15	15	15	15	15	15	15	15	15	
25/26	7	8	10	10	10	11	13	14	14	14	13	14	13	14	15	9	9	9	9	9	10	11	12	12	13	13	14	14	14	14	14	14	14	14	14	14	
11/12	7	8	9	10	11	11	13	14	13	14	14	15	15	15	16	10	10	9	9	9	10	10	11	11	12	12	12	12	12	13	14	14	14	14	14	14	14
1 & 2 Bravo	6	8	8	9	10	11	13	14	15	15	16	16	16	15	16	11	12	10	10	10	11	11	11	11	11	11	12	13	14	15	15	16	15	15	16	16	

NOTE: This is automated data that may/may not agree with the official BAM thinking that's found on the daily slides. This data should be used as a guide only

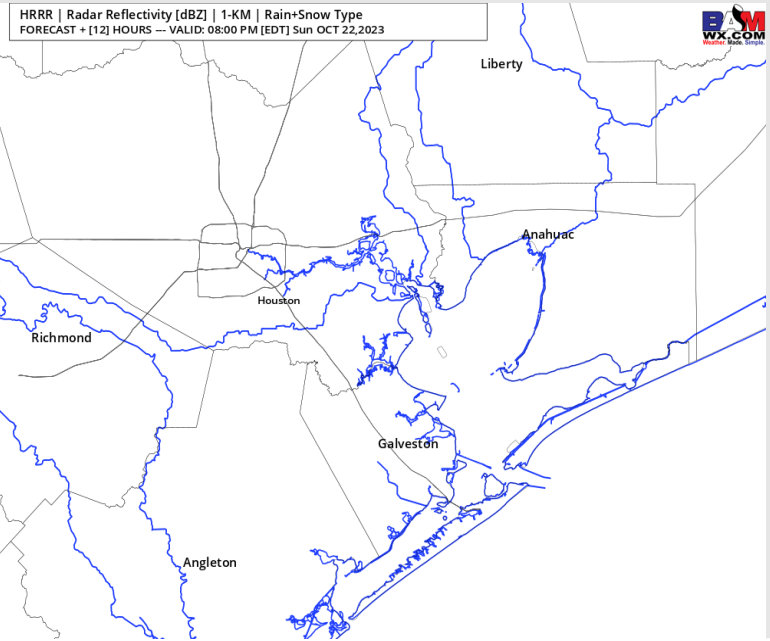
Houston Pilots: Sun. 10/22/2023



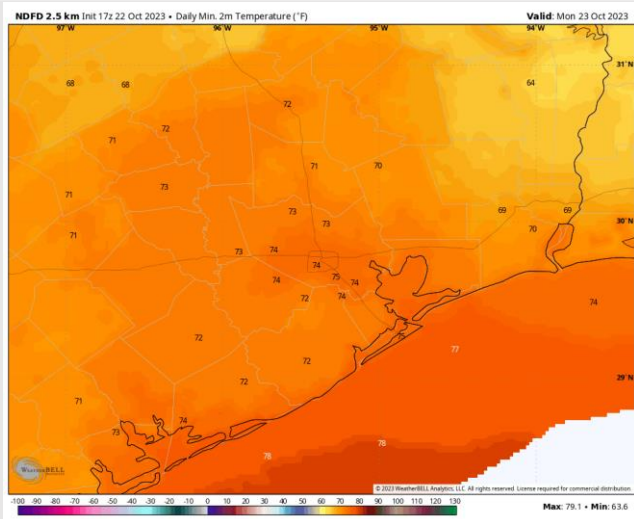
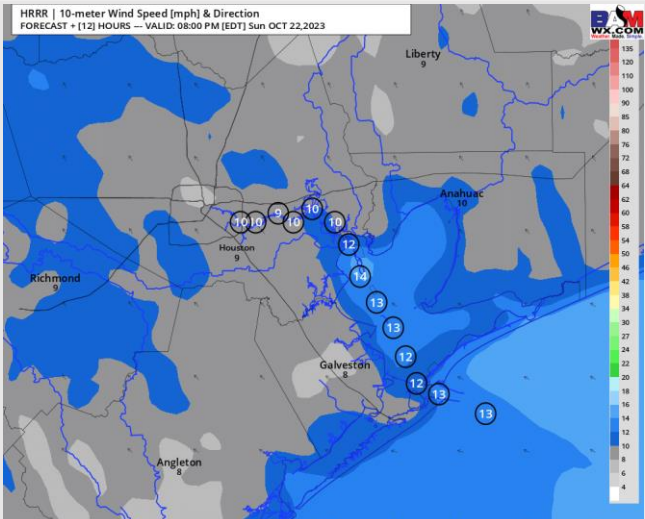
Forecast Discussion

- Precip:** Favoring conditions to remain dry for the remainder of the afternoon and evening.
- Wind:** Winds will be out of the SE for the remainder of the evening. Winds **N of Morgan's Point** will be at 7 - 12 kts through 7 PM before decreasing slightly to 4 - 9 kts the rest of the day. Winds **S of Morgan's Point** will be at 7 - 12 kts through for the remainder of the evening.
- Low Temps:** **N of Morgan's Point:** Mid 70's F. **S of Morgan's Point:** Mid/High 70's F
- Visibility:** Not anticipating any visibility issues at this time.

Precip Image: 7 PM CT



Wind Speed:
7 PM CT



Low Temps
Mon.

Forecast Discussion

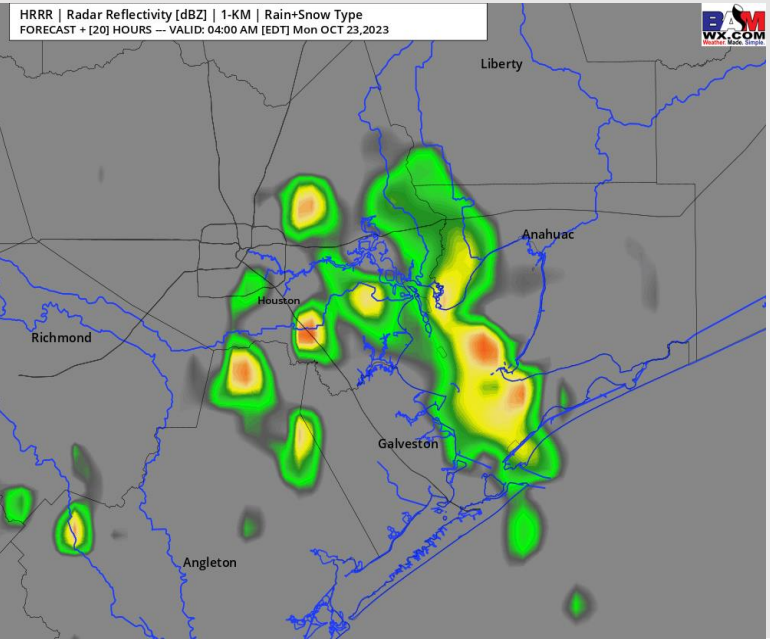
Precip: Favoring shower/storms to work into the area starting at 2 AM Monday morning and expect these chances (30-40%) to continue until 6 AM, however risk is that better coverage will remain to the W. After 6 AM only spotty (10%) drizzle will remain, lasting until 5 PM.

Wind: Anticipating winds out of the SSE to SE throughout the day Monday. For Stations **N of Morgan's Point**, winds will be at 4 - 9 kts through 12 PM before increasing to 6- 11 kts the rest of the day. For stations **S of Morgan's Point** winds will 4 - 9 kts before winds speeds increase at 1 PM to 8 - 13 kts by 12 PM and remain that way for the rest of the evening.

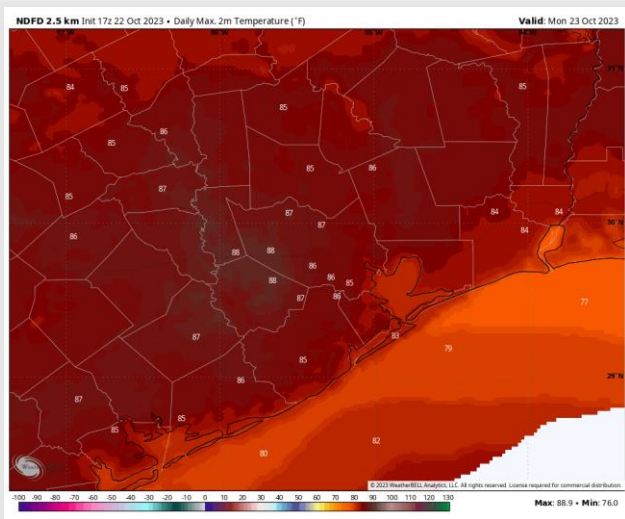
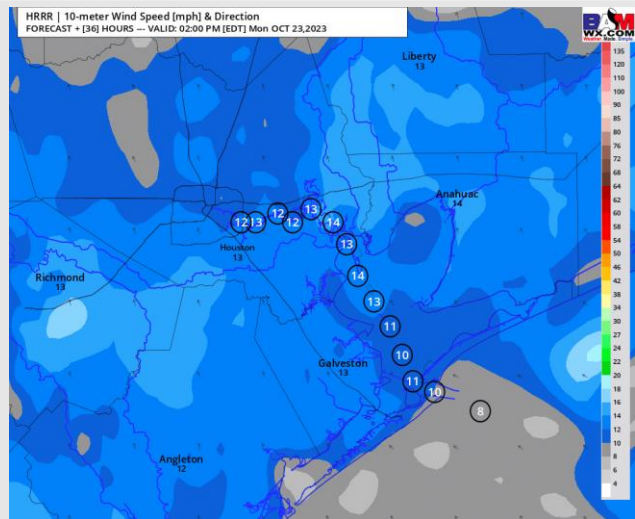
High Temps: **N of Morgan's Point:** Mid 80's F. **S of Morgan's Point:** Upper 70s F to 80 F.

Visibility: Not anticipating any visibility issues at this time.

Precip Image: 3 AM CT



Wind Speed:
1 PM CT



High Temps
Monday

Houston Pilots: Tue. 10/24/2023



Forecast Discussion

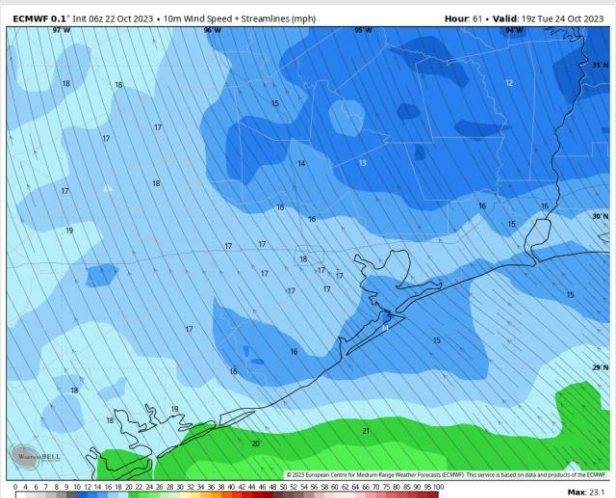
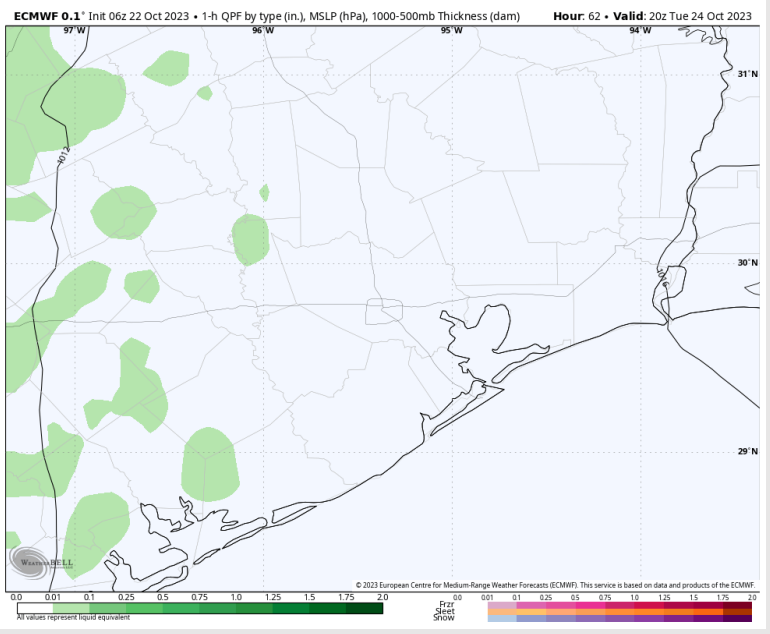
Precip: Favoring dry conditions throughout the day Tuesday as rain chances remain to the west.

Wind: Winds will become out of the SE throughout the day Tuesday. Winds **N of Morgan's Point** will be 13-18 kts and remain that way all day. Before 5 AM winds will be 14-19 kts near the boarding station. **S of Morgan's Point** will be at 12-17 kts throughout the entire day. **Wind gusts North of Morgan's Point the in the afternoon can range from 25 - 28 kts through 5 PM.**

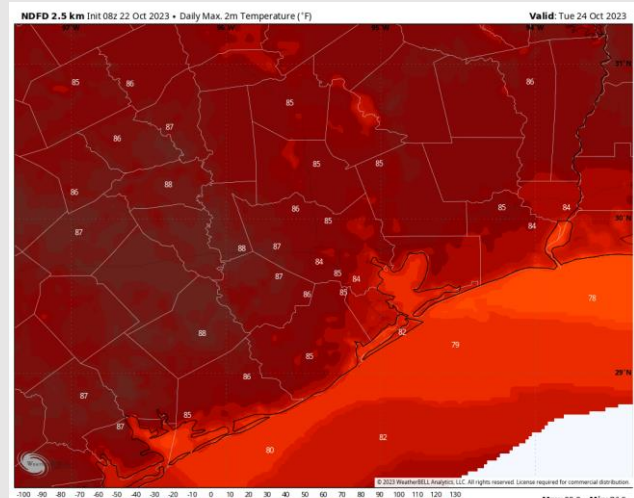
High Temps: **N of Morgan's Point:** Mid 80's F. **S of Morgan's Point:** Upper 70's/Near 80 F.

Visibility: No visibility concerns for the remainder of the day.

Precip Image: 3 PM CT



**Wind Speed:
2 PM CT**

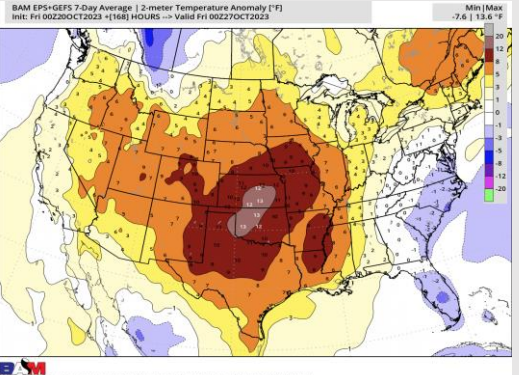


**High Temps
Tuesday**

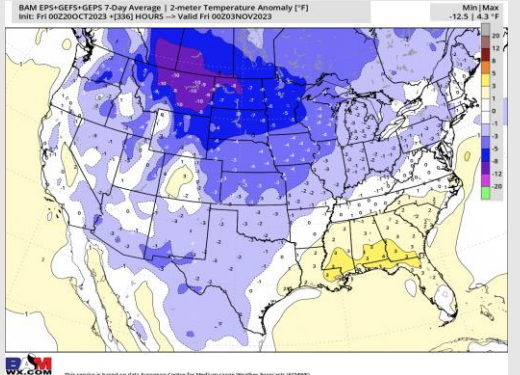
Houston Pilots: 10/22/2023



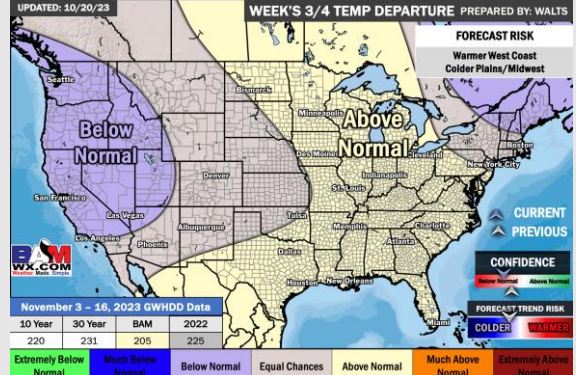
Next 7 Day Temperature Departure



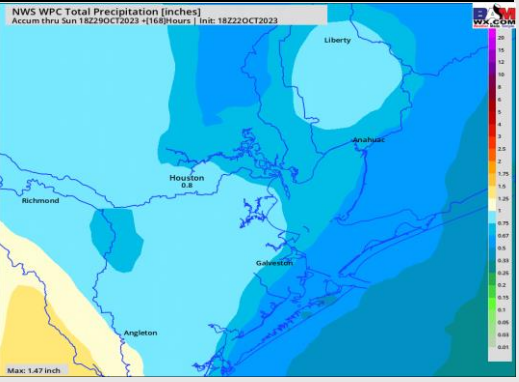
8-14 Day Temperature Departure



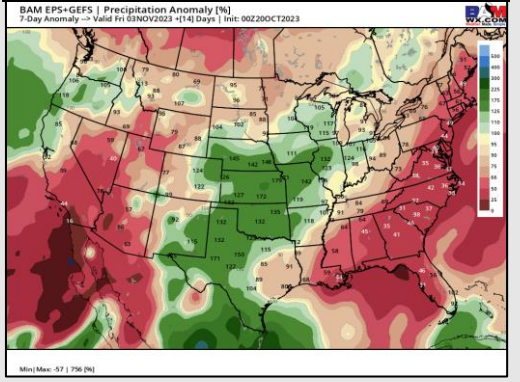
15-30 Day Temperature Departure



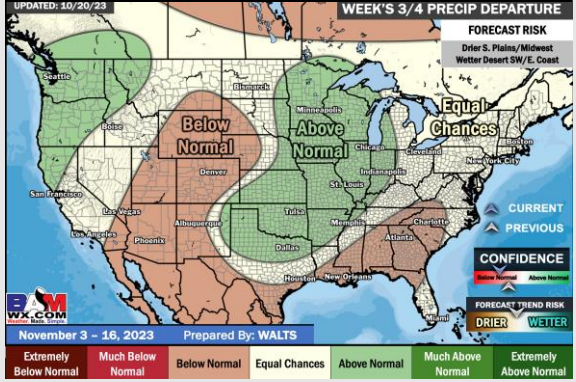
Next 7 Day Total Precipitation



8-14 Day % of Average Precip.



15-30 Day % of Average Precip.



- Minor precip chances will continue through today, with better chances moving in on Thursday via a cold front. Temperatures are favored to remain above normal this week.
- Slightly below normal rainfall and near normal temperatures are expected into the week 2 timeframe.
- Above normal temperatures and below normal chances for precipitation are favored in the weeks 3/4 timeframe.