

# Houston Pilots Forecast Package



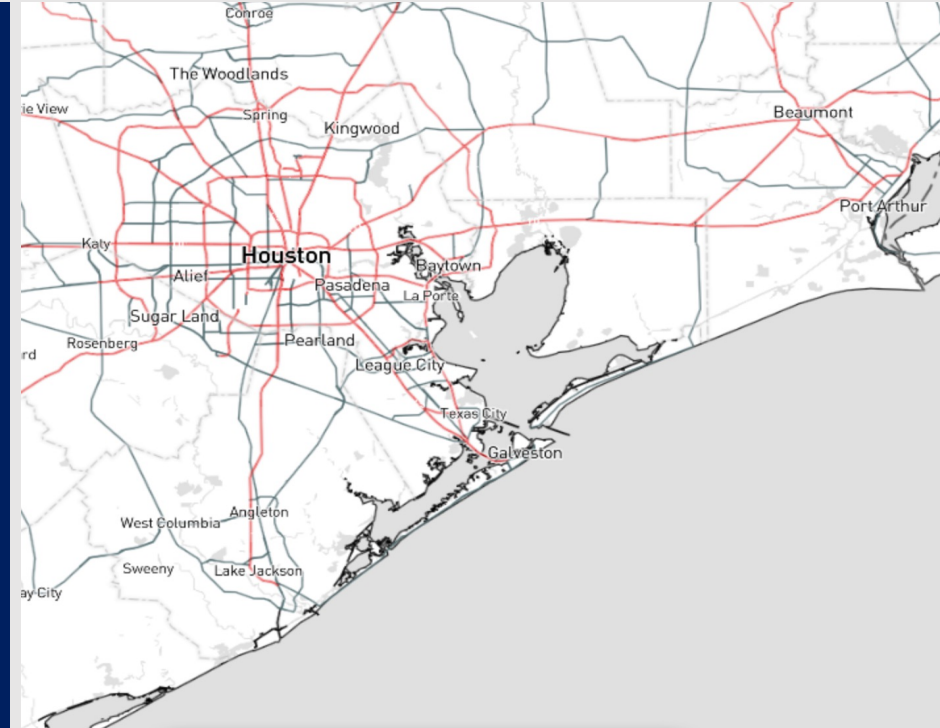
Updated: 4:00 AM CT

Wednesday, October 18, 2023

Forecaster: Alyssa Elliott

## Weather Headlines

- Dry conditions favored for the start of the week. While a cold front will arrive Thursday, better moisture chances look to remain to the NE.
- Winds will continue to remain light through the first half of with week. Favoring sustained winds to not get above 18 kts over the next few days.
- Not favoring any visibility concerns for the week at this time.



**Radar/NWS Alerts: 3:30 AM CT**



As always, please do not hesitate to reach out to us with any forecast questions via the chat option on the Weather Porthole or our on-call number, **(317)-560-8122** press 1 for forecast questions.

# Houston Pilots Visibility Chart (miles)



Time	Wed 2am	Wed 3am	Wed 4am	Wed 5am	Wed 6am	Wed 7am	Wed 8am	Wed 9am	Wed 10am	Wed 11am	Wed 12pm	Wed 1pm	Wed 2pm	Wed 3pm	Wed 4pm	Wed 5pm	Wed 6pm	Wed 7pm	Wed 8pm	Wed 9pm	Wed 10pm	Wed 11pm	Thu 12am	Thu 1am	Thu 2am	Thu 3am	Thu 4am	Thu 5am	Thu 6am	Thu 7am	Thu 8am	Thu 9am	Thu 10am	Thu 11am	Thu 12pm	Thu 1pm	
610 Bridge	10	10	10	10	10	10	10	10	10	10	10	10	10	10	10	10	10	10	10	10	10	10	10	10	10	10	10	10	10	10	10	10	10	10	10	10	10
Kinder 1	10	10	10	10	10	10	10	10	10	10	10	10	10	10	10	10	10	10	10	10	10	10	10	10	10	10	10	10	10	10	10	10	10	10	10	10	10
Greens Bayou	10	10	10	10	10	10	10	10	10	10	10	10	10	10	10	10	10	10	10	10	10	10	10	10	10	10	10	10	10	10	10	10	10	10	10	10	10
Shell Crude	10	10	10	10	10	10	10	10	10	10	10	10	10	10	10	10	10	10	10	10	10	10	10	10	10	10	10	10	10	10	10	10	10	10	10	10	10
Lynchburg Ferries	10	10	10	10	10	10	10	10	10	10	10	10	10	10	10	10	10	10	10	10	10	10	10	10	10	10	10	10	10	10	10	10	10	10	10	10	10
Exxon 3	10	10	10	10	10	10	10	10	10	10	10	10	10	10	10	10	10	10	10	10	10	10	10	10	10	10	10	10	10	10	10	10	10	10	10	10	10
Morgans Point	10	10	10	10	10	10	10	10	10	10	10	10	10	10	10	10	10	10	10	10	10	10	10	10	10	10	10	10	10	10	10	10	10	10	10	10	10
75/76	10	10	10	10	10	10	10	10	10	10	10	10	10	10	10	10	10	10	10	10	10	10	10	10	10	10	10	10	10	10	10	10	10	10	10	10	10
63/64	10	10	10	10	10	10	10	10	10	10	10	10	10	10	10	10	10	10	10	10	10	10	10	10	10	10	10	10	10	10	10	10	10	10	10	10	10
51/52	10	10	10	10	10	10	10	10	10	10	10	10	10	10	10	10	10	10	10	10	10	10	10	10	10	10	10	10	10	10	10	10	10	10	10	10	10
37/38	10	10	10	10	10	10	10	10	10	10	10	10	10	10	10	10	10	10	10	10	10	10	10	10	10	10	10	10	10	10	10	10	10	10	10	10	10
25/26	10	10	10	10	10	10	10	10	10	10	10	10	10	10	10	10	10	10	10	10	10	10	10	10	10	10	10	10	10	10	10	10	10	10	10	10	10
11/12	10	10	10	10	10	10	10	10	10	10	10	10	10	10	10	10	10	10	10	10	10	10	10	10	10	10	10	10	10	10	10	10	10	10	10	10	10
1 & 2 Bravo	10	10	10	10	10	10	10	10	10	10	10	10	10	10	10	10	10	10	10	10	10	10	10	10	10	10	10	10	10	10	10	10	10	10	10	10	10

**NOTE: This is automated data that may/may not agree with the official BAM thinking that's found on the daily slides or special visibility report slides. This data should be used as a guide only**

# Houston Pilots Wind Chart



## Forecast Confidence



## Example

Sustained wind 13 Knots  
Gusts 18 Knots  
Wind from the N

WS: 13  
G:18  
N

Time Knots	Wed 2am	Wed 3am	Wed 4am	Wed 5am	Wed 6am	Wed 7am	Wed 8am	Wed 9am	Wed 10am	Wed 11am	Wed 12pm	Wed 1pm	Wed 2pm	Wed 3pm	Wed 4pm	Wed 5pm	Wed 6pm	Wed 7pm	Wed 8pm	Wed 9pm	Wed 10pm	Wed 11pm	Thu 12am	Thu 1am	Thu 2am	Thu 3am	Thu 4am	Thu 5am	Thu 6am	Thu 7am	Thu 8am	Thu 9am	Thu 10am	Thu 11am	Thu 12pm	Thu 1pm
610 Bridge	3	2	2	3	2	2	2	2	3	5	6	7	6	7	7	9	9	9	7	6	5	4	4	3	2	1	1	1	1	2	3	4	5	6	6	
	6	5	4	6	6	5	5	4	9	9	9	9	10	9	10	9	12	13	13	10	9	7	6	4	4	3	2	2	2	2	3	4	7	8	8	9
Kinder 1	3	2	2	3	2	2	2	2	3	5	6	7	6	7	7	9	9	8	7	6	5	4	4	3	2	1	1	1	2	3	4	5	6	6		
	6	5	4	6	6	5	6	5	9	9	8	9	10	9	10	9	12	13	13	10	9	7	6	6	4	3	2	2	2	3	4	7	8	8	9	
Greens Bayou	3	2	3	3	3	3	2	2	3	5	6	6	7	7	9	9	8	7	6	5	4	4	4	3	2	2	1	1	2	3	4	5	6	6		
	5	5	4	5	5	5	6	7	9	9	8	9	8	9	9	12	13	12	10	9	7	7	6	6	4	3	2	2	2	3	4	7	8	8	9	
Shell Crude	2	2	2	3	3	3	2	1	4	5	6	6	6	7	7	9	9	8	7	6	5	5	4	4	3	2	2	1	1	2	3	4	5	6	6	
	5	5	4	5	6	5	7	8	9	9	8	8	8	9	10	13	12	12	10	8	8	7	6	6	5	3	3	2	2	3	4	7	8	8	9	
Lynchburg Ferries	2	3	3	3	3	3	3	2	4	6	6	6	7	7	8	10	10	9	8	6	6	5	4	4	3	2	2	1	1	2	3	4	5	6	6	
	5	5	4	4	6	6	8	9	10	9	8	9	10	11	14	13	13	13	10	9	8	7	6	6	5	4	3	2	2	3	5	7	8	8	9	
Exxon 3	2	2	3	3	4	3	4	2	5	6	6	7	7	9	9	11	10	9	8	7	6	6	5	5	4	3	3	2	2	2	3	4	5	6	6	
	6	6	6	6	7	7	9	10	10	9	9	9	10	11	13	14	14	13	11	9	8	8	7	6	5	4	4	3	3	4	5	6	8	8	9	
Morgans Point	4	3	3	4	6	5	6	6	6	6	6	7	7	9	10	12	12	11	10	8	7	7	6	6	5	4	3	3	3	3	3	4	5	6	6	
	7	7	7	7	9	9	10	11	10	10	9	9	10	12	13	15	14	14	12	10	9	8	8	7	6	5	4	4	4	3	4	5	6	7	8	9
75/76	6	6	6	7	8	8	9	9	7	7	6	7	8	10	12	14	14	13	12	10	9	8	8	7	5	4	4	4	3	4	4	5	5	6	6	
	8	8	7	8	9	9	11	12	10	10	9	10	10	12	13	16	15	14	13	11	10	9	9	8	7	6	5	4	4	4	5	6	7	8	9	
63/64	6	6	7	7	8	8	9	9	7	7	6	7	8	10	11	13	13	12	11	10	9	8	8	7	5	4	4	3	3	4	4	4	5	5	6	
	8	8	7	8	9	10	11	11	10	10	9	10	10	11	13	14	14	14	12	11	10	9	9	8	6	5	4	4	3	4	5	6	7	7	8	
51/52	6	7	7	7	8	8	9	9	7	7	7	7	8	10	10	12	12	11	10	9	8	8	8	7	5	4	4	3	3	4	4	4	4	5		
	8	8	7	7	8	10	11	10	10	10	9	10	11	12	13	13	13	11	10	9	9	9	8	7	5	4	4	3	4	5	6	6	7	8		
37/38	6	7	6	6	7	8	8	8	7	7	7	7	7	9	9	10	11	10	9	8	8	8	8	7	5	4	3	3	3	4	4	4	4	5		
	8	7	7	7	8	10	10	9	10	9	10	10	11	11	12	12	10	10	9	8	8	8	8	7	6	5	4	3	3	4	5	6	6	7	8	
25/26	6	6	6	6	7	7	7	7	6	7	6	6	7	8	8	9	9	9	8	7	7	7	6	5	5	3	3	3	3	4	4	4	5	5		
	7	7	7	7	8	9	9	9	9	9	9	10	10	11	11	11	11	10	10	9	8	8	8	8	6	5	4	4	3	4	5	6	6	7	8	
11/12	6	6	6	6	6	7	7	7	7	7	6	6	6	7	8	9	9	9	8	8	8	8	8	7	6	5	4	4	3	4	5	5	4	5		
	7	6	7	7	8	9	9	10	9	9	9	10	10	10	10	10	10	10	10	9	9	9	9	8	7	6	5	4	5	5	6	6	7	8		
1 & 2 Bravo	7	6	6	6	7	8	9	9	8	7	6	5	5	6	7	9	9	9	10	10	9	9	10	9	9	8	7	6	6	6	5	5	4	5		
	7	6	6	6	7	9	10	10	10	9	8	9	9	8	8	10	10	11	11	11	10	10	10	11	11	10	9	8	7	7	7	7	7	7		

NOTE: This is automated data that may/may not agree with the official BAM thinking that's found on the daily slides. This data should be used as a guide only

## Forecast Discussion

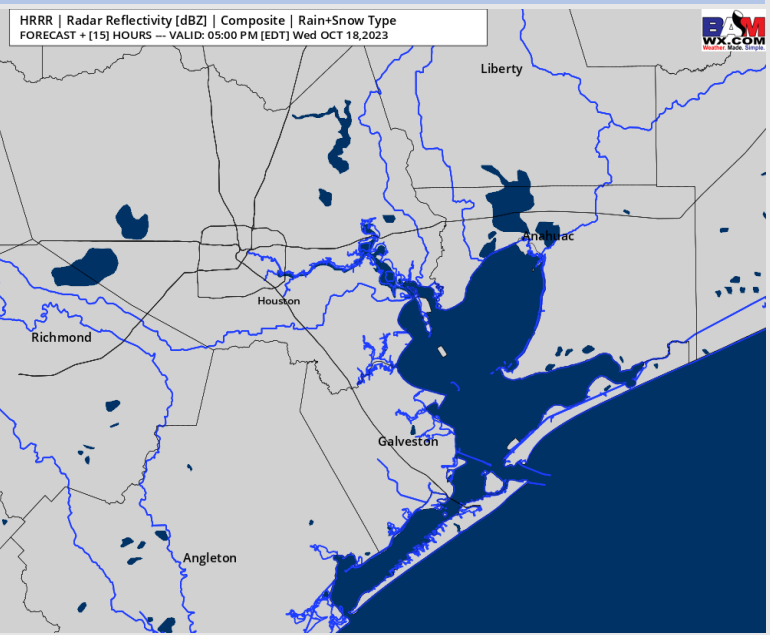
**Precip:** Favoring dry conditions throughout the day today. A low end risk for a pocket of drizzle moving in right around midnight into Thu.

**Wind:** Winds will remain out of the S/SSE throughout the day. For Stations **N of Morgan's Point**, winds will be at 3-8 kts throughout the day, outside of a slight uptick of 8 -13 kts from 3 - 7 PM. Winds **S of Morgan's Point** will begin the day at 3-8 kts then increase to 13 - 18 kts by 4 PM and remain there the rest of the PM hours. Anticipating gusts up to 20 kts at Morgan's Point between 5 - 8 PM.

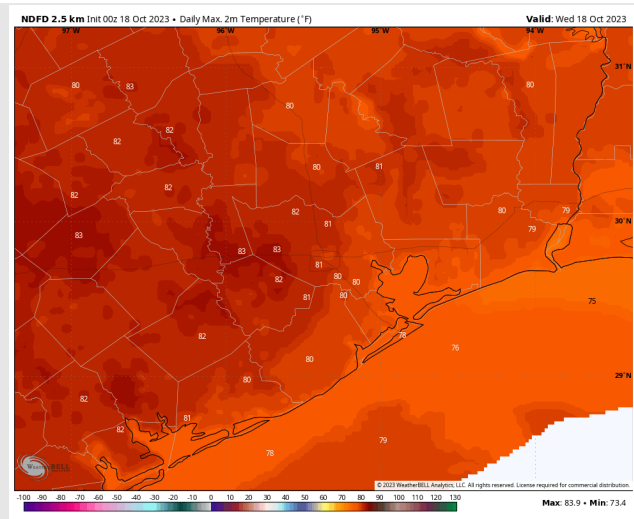
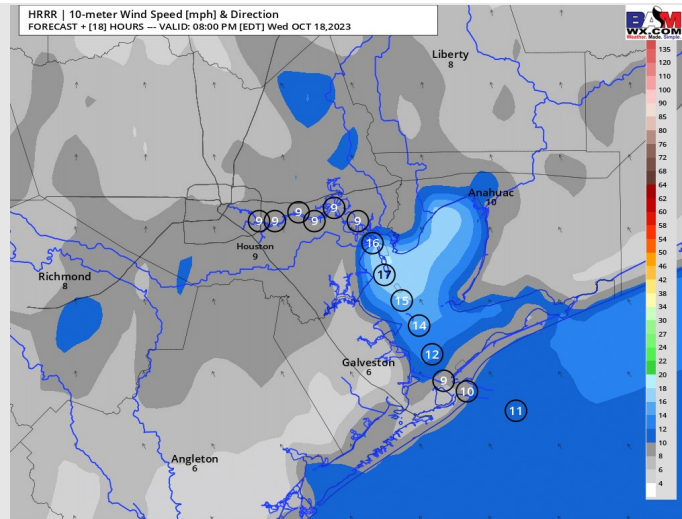
**High Temps:** **N of Morgan's Point:** Lower 80s F. **S of Morgan's Point:** Upper 70's F.

**Visibility:** Not anticipating any visibility issues currently.

## Precip Image: 4 PM CT



Wind Speed:  
7 PM CT



High Temps  
Today

# Houston Pilots: Thu. 10/19/2023



## Forecast Discussion

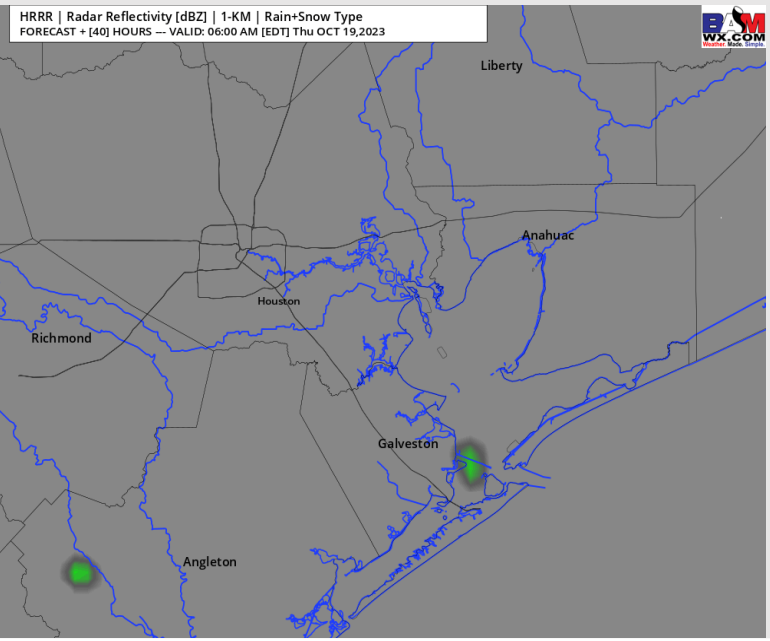
**Precip:** Low end chances for light showers / drizzle during the early AM hours between 12AM – 6AM, with dry conditions favored for all stations beyond this period.

**Wind:** Winds will veer from the S to the SW throughout the AM hours before settling in from the WSW to SW by 2 PM as a weak front pushes into the region. **N of Morgan's Point** will be at 3-8 kts the entire day. Locations **S of Morgan's Point** will start at 5 - 10 kts in the AM and increase to 8 - 13 kts by 5 PM.

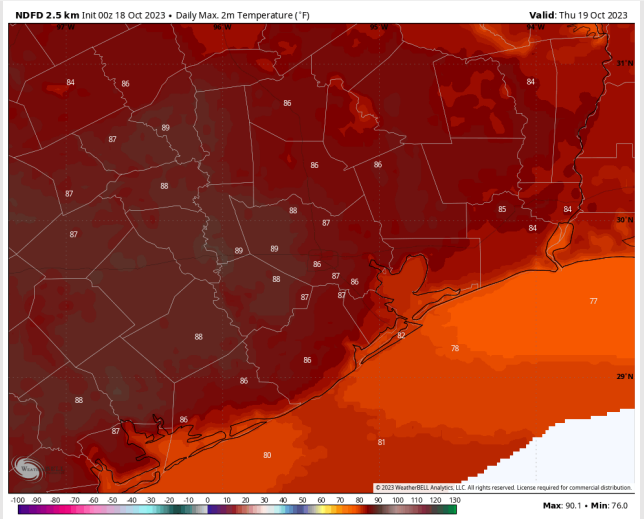
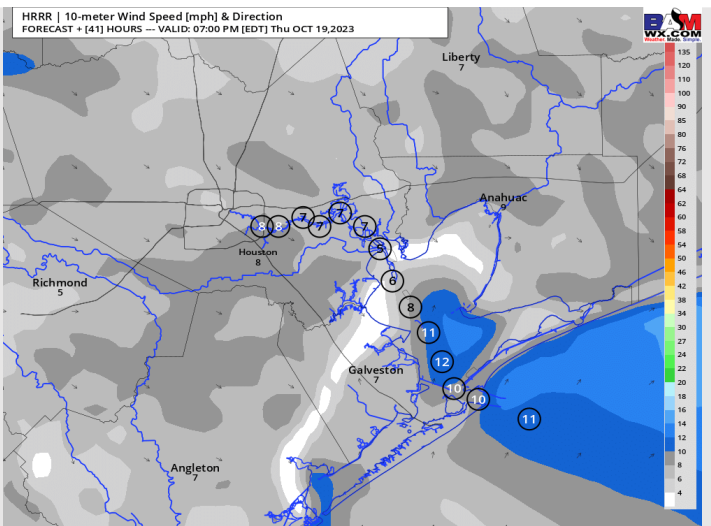
**High Temps:** Warmth continues to build back in. **N of Morgan's Point:** Mid 80's F. **S of Morgan's Point:** Upper 70's/near 80 F

**Visibility:** Not anticipating any visibility issues currently.

## Precip Image: 5 AM CT



Wind Speed:  
6 PM CT



High Temps  
Thursday

# Houston Pilots: Fri. 10/20/2023



## Forecast Discussion

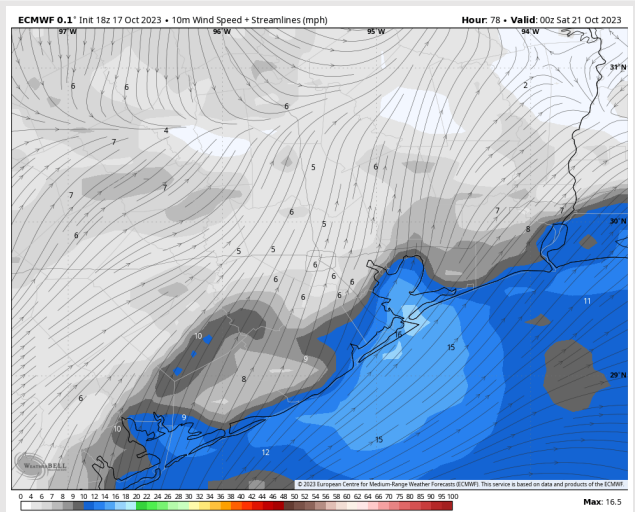
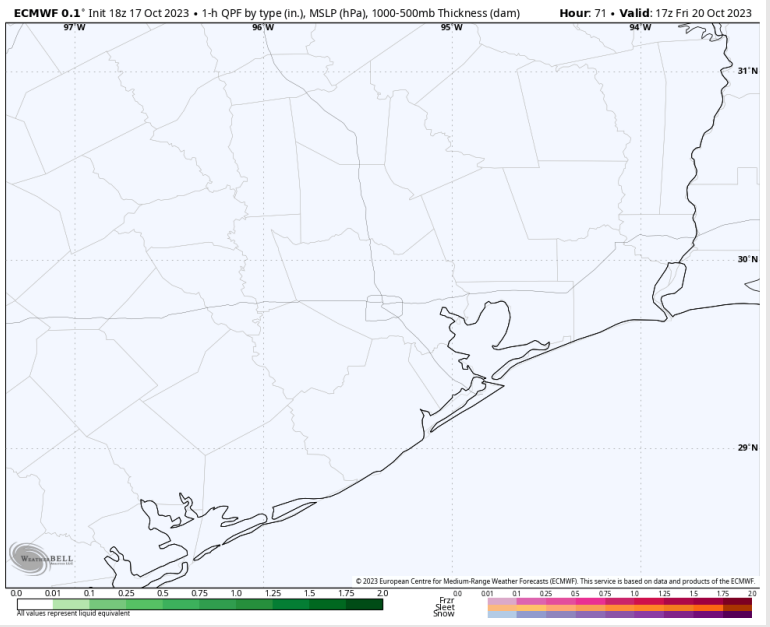
**Precip:** Anticipating dry conditions to continue through this evening.

**Wind:** Anticipating winds out of the W before shifting to be out of the S/SW by 6 PM and remaining that way for the rest of the day. For Stations **N of Morgan's Point**, winds will be at 3-8 kts throughout the day Friday. For stations **S of Morgan's Point** 9 – 14 kts winds will be possible for the boarding station until 4 AM. Winds will then be 4 – 9 kts until 5 PM when winds will increase to 10 – 15 kts

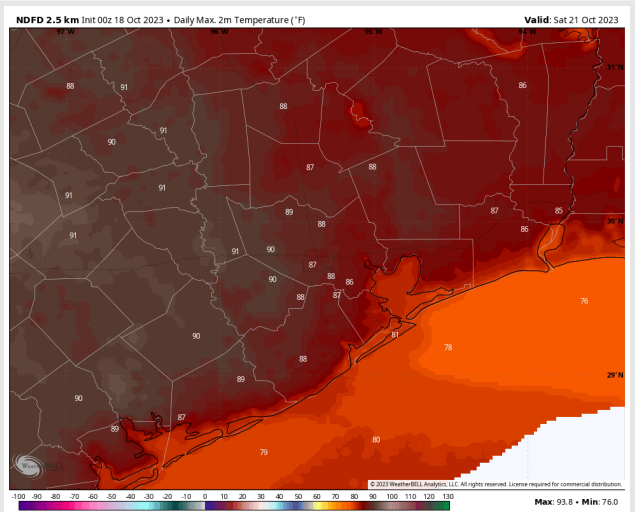
**High Temps:** **N of Morgan's Point:** mid/upper 80's. **S of Morgan's Point:** Upper 70's/low 80's F.

**Visibility:** Not anticipating any visibility concerns at this time.

## Precip Image: 12 PM CT

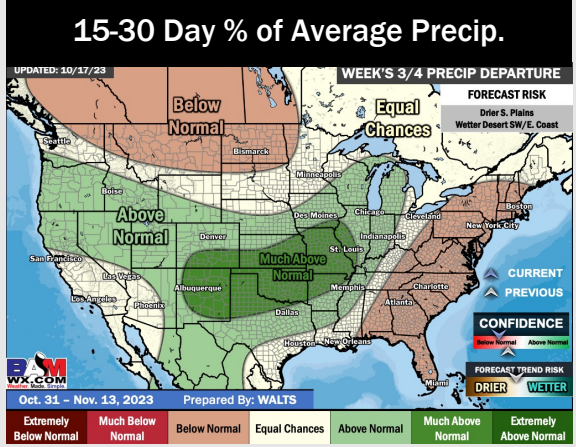
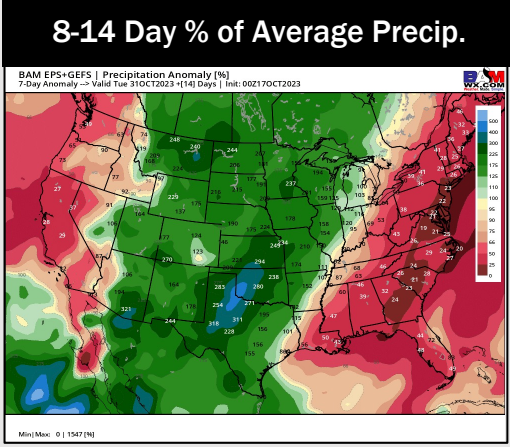
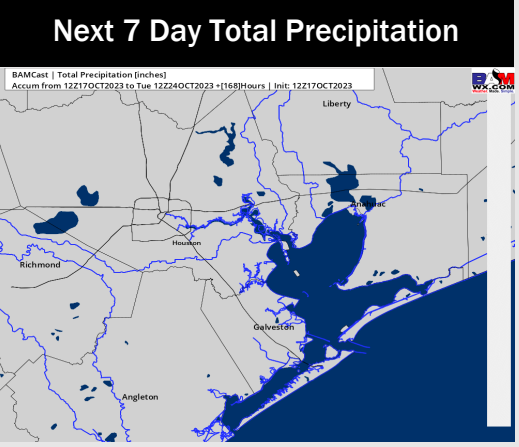
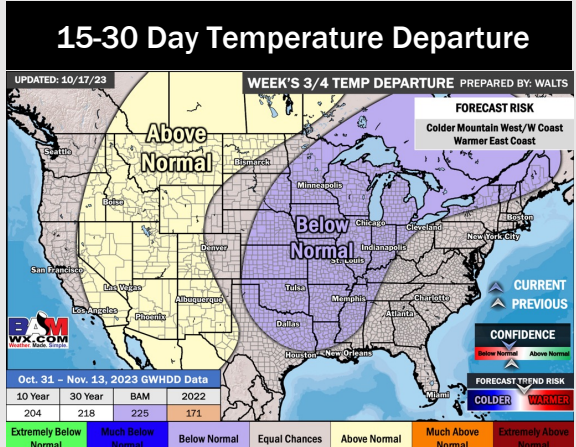
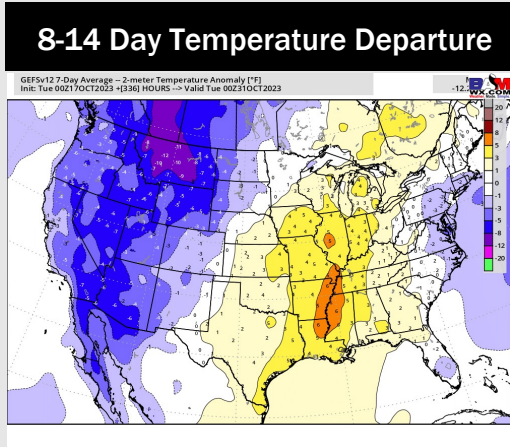
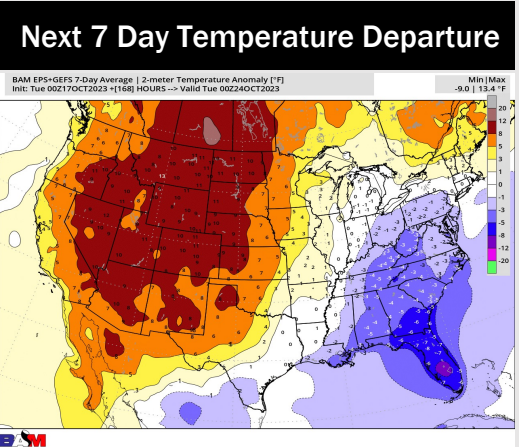


**Wind Speed:**  
7 PM CT



**High Temps**  
**Friday**

# Houston Pilots: 10/18/23



- A dry stretch will be upcoming this week. The next potential light rain chance would come Thursday via a cold front, but better rain chances look to remain to the NE. Temperatures are favored to remain below normal this week.
- Generally around average rainfall wise and above average temperatures are expected into the week 2 timeframe.
- Below normal temperatures and above normal chances for precipitation are favored in the weeks 3/4 timeframe.