

Houston Pilots Forecast Package



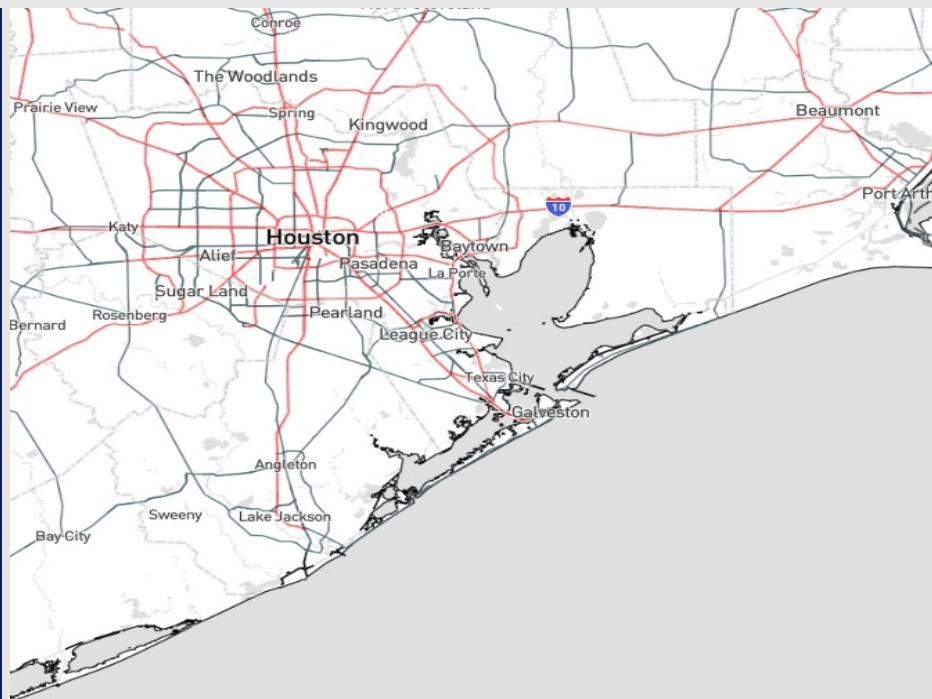
Updated: 1:40 PM CT

Monday, October 16, 2023

Forecaster: Jonathan Kipper

Weather Headlines

- Dry conditions favored for the start of the week. While a cold front will arrive Thursday, better moisture chances look to remain to the NE.
- Winds will continue to remain calmer to start this week, with sustained winds not getting above 15 kts starting on Tuesday.
- Not favoring any visibility concerns for the week at this time.



Radar/NWS Alerts: 1:35 PM CT



As always, please do not hesitate to reach out to us with any forecast questions via the chat option on the Weather Porthole or our on-call number, **(317)-560-8122** press 1 for forecast questions.

Houston Pilots Visibility Chart (miles)



Time	Mon 1pm	Mon 2pm	Mon 3pm	Mon 4pm	Mon 5pm	Mon 6pm	Mon 7pm	Mon 8pm	Mon 9pm	Mon 10pm	Mon 11pm	Tue 12am	Tue 1am	Tue 2am	Tue 3am	Tue 4am	Tue 5am	Tue 6am	Tue 7am	Tue 8am	Tue 9am	Tue 10am	Tue 11am	Tue 12pm	Tue 1pm	Tue 2pm	Tue 3pm	Tue 4pm	Tue 5pm	Tue 6pm	Tue 7pm	Tue 8pm	Tue 9pm	Tue 10pm	Tue 11pm	Wed 12am
610 Bridge	10	10	10	10	10	10	10	10	10	10	10	10	10	10	10	10	10	10	10	10	10	10	10	10	10	10	10	10	10	10	10	10	10	10	10	
Kinder 1	10	10	10	10	10	10	10	10	10	10	10	10	10	10	10	10	10	10	10	10	10	10	10	10	10	10	10	10	10	10	10	10	10	10	10	
Greens Bayou	10	10	10	10	10	10	10	10	10	10	10	10	10	10	10	10	10	10	10	10	10	10	10	10	10	10	10	10	10	10	10	10	10	10	10	
Shell Crude	10	10	10	10	10	10	10	10	10	10	10	10	10	10	10	10	10	10	10	10	10	10	10	10	10	10	10	10	10	10	10	10	10	10	10	
Lynchburg Ferries	10	10	10	10	10	10	10	10	10	10	10	10	10	10	10	10	10	10	10	10	10	10	10	10	10	10	10	10	10	10	10	10	10	10	10	
Exxon 3	10	10	10	10	10	10	10	10	10	10	10	10	10	10	10	10	10	10	10	10	10	10	10	10	10	10	10	10	10	10	10	10	10	10	10	
Morgans Point	10	10	10	10	10	10	10	10	10	10	10	10	10	10	10	10	10	10	10	10	10	10	10	10	10	10	10	10	10	10	10	10	10	10	10	
75/76	10	10	10	10	10	10	10	10	10	10	10	10	10	10	10	10	10	10	10	10	10	10	10	10	10	10	10	10	10	10	10	10	10	10	10	
63/64	10	10	10	10	10	10	10	10	10	10	10	10	10	10	10	10	10	10	10	10	10	10	10	10	10	10	10	10	10	10	10	10	10	10	10	
51/52	10	10	10	10	10	10	10	10	10	10	10	10	10	10	10	10	10	10	10	10	10	10	10	10	10	10	10	10	10	10	10	10	10	10	10	
37/38	10	10	10	10	10	10	10	10	10	10	10	10	10	10	10	10	10	10	10	10	10	10	10	10	10	10	10	10	10	10	10	10	10	10	10	
25/26	10	10	10	10	10	10	10	10	10	10	10	10	10	10	10	10	10	10	10	10	10	10	10	10	10	10	10	10	10	10	10	10	10	10	10	
11/12	10	10	10	10	10	10	10	10	10	10	10	10	10	10	10	10	10	10	10	10	10	10	10	10	10	10	10	10	10	10	10	10	10	10	10	
1 & 2 Bravo	10	10	10	10	10	10	10	10	10	10	10	10	10	10	10	10	10	10	10	10	10	10	10	10	10	10	10	10	10	10	10	10	10	10	10	

NOTE: This is automated data that may/may not agree with the official BAM thinking that's found on the daily slides or special visibility report slides. This data should be used as a guide only

Houston Pilots Wind Chart



Forecast Confidence



Example

Sustained wind 13 Knots
Gusts 18 Knots
Wind from the N

WS: 13
G:18
N

Time Knots	Mon 1pm	Mon 2pm	Mon 3pm	Mon 4pm	Mon 5pm	Mon 6pm	Mon 7pm	Mon 8pm	Mon 9pm	Mon 10pm	Mon 11pm	Tue 12am	Tue 1am	Tue 2am	Tue 3am	Tue 4am	Tue 5am	Tue 6am	Tue 7am	Tue 8am	Tue 9am	Tue 10am	Tue 11am	Tue 12pm	Tue 1pm	Tue 2pm	Tue 3pm	Tue 4pm	Tue 5pm	Tue 6pm	Tue 7pm	Tue 8pm	Tue 9pm	Tue 10pm	Tue 11pm	Wed 12am	
610 Bridge	9	9	9	9	8	7	4	3	3	3	3	3	3	2	2	3	2	2	2	2	2	4	3	2	2	2	3	3	3	5	5	4	4	4	4	3	
	13	13	13	13	12	12	11	8	9	10	10	9	8	7	7	4	3	3	3	3	4	5	4	4	3	3	5	5	5	6	8	7	7	6	6	4	
	N	N	N	NNW	N	N	NNW	NNW	NNW	NNW	NNW	N	N	NNW	NNW	NNW	N	N	N	N	NNE	NNE	NE	NE	NE	E	SE	SE	SSE	SE	SSE	SSE	S	S	S	S	
Kinder 1	9	9	9	9	8	7	4	3	3	3	3	3	3	2	2	3	2	2	2	2	2	4	3	2	2	2	3	3	4	5	5	5	4	4	4	3	
	13	13	13	13	12	12	10	7	9	10	10	9	8	7	6	4	3	3	3	3	4	5	4	4	3	3	5	5	6	6	8	7	7	6	6	5	
	N	N	N	N	N	N	NNW	NNW	NNW	NNW	NNW	NNW	N	NNW	NNW	NNW	N	N	N	N	NNE	NNE	NE	NE	E	ESE	SE	SSE	SE	SSE	SSE	S	S	S	S		
Greens Bayou	9	9	9	9	8	7	3	3	3	3	3	3	3	3	3	3	2	2	2	2	2	3	3	3	2	2	3	3	4	5	5	5	4	4	4	3	
	13	13	13	13	12	11	10	6	7	10	9	8	8	6	6	4	3	3	3	3	4	5	4	4	3	3	5	5	6	7	8	7	7	6	6	5	
	N	N	N	N	N	W	SSW	NNW	NW	NNW	NNW	NNW	N	NNW	NNW	NNW	N	N	N	N	NNE	NNE	NE	NE	NE	ESE	SE	SE	SE	SSE	SSE	SSE	S	S	S	SSW	
Shell Crude	9	9	9	9	8	7	3	3	3	3	3	3	3	2	2	3	2	2	2	2	3	4	3	3	2	2	3	4	4	5	5	5	5	4	4	3	
	14	13	13	13	12	11	10	7	7	9	9	8	7	6	5	4	3	3	4	3	4	5	4	4	3	3	5	5	6	7	8	7	7	6	6	5	
	N	N	N	N	N	SW	SSE	NNW	NW	NNW	NNW	NNW	N	NNW	NNW	NNW	NNW	N	N	NW	NNE	NNE	NE	NE	ENE	E	SE	SE	SE	SE	SSE	S	S	S	S	SSW	
Lynchburg Ferries	10	9	9	9	8	7	3	3	3	3	3	3	3	3	3	3	3	3	3	3	3	4	3	3	2	2	3	4	5	6	5	5	5	4	4	4	
	14	13	13	13	12	12	10	7	7	9	8	7	6	5	5	4	3	3	4	4	4	5	4	4	3	3	5	5	6	7	8	7	7	6	6	5	
	N	N	N	N	N	WSW	SE	NNW	NW	NNW	NNW	NNW	NNW	NNW	NNW	N	NW	W	W	SW	NNE	NNE	NE	NE	SSE	SSE	SSE	SSE	SSE	SSE	SSE	S	S	S	SSW	SSW	
Exxon 3	10	9	9	9	8	7	3	3	3	3	3	3	3	3	3	4	3	3	3	3	3	4	3	3	2	3	4	5	5	6	6	6	5	5	5	4	
	14	13	13	13	12	12	10	10	9	10	9	8	8	7	6	5	5	4	5	4	5	6	4	3	3	4	6	6	7	8	8	7	7	7	6	6	
	N	NNW	N	N	N	NW	S	NNW	NW	NW	NNW	NNW	NNW	NNW	NNW	W	S	SSE	ESE	NNE	NNE	NE	NE	SSW	SSE	SSE	SSE	SSE	SSE	SSE	SSE	S	S	SSW	SSW		
Morgans Point	11	10	10	10	9	8	5	5	5	5	4	4	4	4	5	5	5	5	5	5	5	5	4	3	3	4	5	6	7	7	7	7	6	6	5		
	15	13	13	13	12	12	11	11	11	11	10	9	9	9	9	7	6	6	6	6	6	6	5	4	4	5	6	7	8	8	9	8	8	7	7		
	N	NNW	NNW	NNW	N	N	S	NNW	NNW	NNW	NNW	NNW	WSW	WSW	WNW	SW	SSE	E	ENE	NNE	NNE	NE	ENE	SE	SSE	SSE	SSE	SSE	SSE	SSE	S	S	SSW	SSW	SSW		
75/76	12	11	12	12	11	11	9	9	8	8	7	7	7	6	6	8	7	7	7	7	7	6	5	4	3	4	5	6	7	8	9	8	8	7	7	7	
	16	14	14	14	13	13	12	12	11	11	10	9	9	9	9	8	8	8	8	8	8	7	7	6	5	5	6	7	8	8	9	10	9	9	8	8	
	N	NNW	NNW	NNW	N	N	S	N	NNW	NNW	NNW	SSW	ENE	ENE	SE	ENE	NE	NE	NE	NNE	NNE	NNE	NE	ENE	ESE	SE	SE	SSE	SSE	SSE	S	S	S	S	SSW	SSW	
63/64	13	12	12	13	12	12	11	10	11	9	8	8	8	7	8	8	8	8	7	7	7	7	5	4	3	4	4	6	7	8	9	8	8	7	7	7	
	17	15	14	14	13	13	12	12	11	12	10	9	9	8	8	8	8	8	8	8	8	7	6	5	5	6	6	7	8	9	9	9	8	8	8	8	
	N	NNW	NNW	NNW	N	N	W	N	N	WSW	SSW	NNE	NNE	NNE	NNE	NNE	NNE	NNE	NNE	NNE	NNE	NNE	NE	NE	ENE	SE	SE	SSE	SSE	SSE	S	S	S	S	S	S	
51/52	13	13	12	12	12	12	12	10	11	9	8	8	8	7	8	8	8	8	7	7	7	7	5	4	4	4	4	4	5	6	7	8	7	7	7	7	
	16	15	14	14	14	13	13	12	11	11	9	9	9	8	7	9	8	8	8	8	8	7	6	5	6	5	6	7	8	8	8	8	8	7	8	7	
	NNW	NNW	NNW	NNW	N	N	N	N	NE	NE	NNE	NNE	NNE	NNE	NNE	NNE	NNE	NNE	NNE	NE	NE	NE	NE	ENE	SE	SE	SSE	SSE	SSE	S	S	S	S	S	S		
37/38	13	13	13	12	12	13	12	11	10	10	9	8	8	7	6	8	7	7	7	7	7	7	5	4	4	4	4	4	5	6	7	6	6	6	6	6	
	16	15	15	14	14	13	13	12	10	11	9	8	8	7	9	8	8	8	8	8	8	8	6	6	5	5	6	7	7	7	7	7	7	6	7	7	
	N	NNW	NNW	NNW	NNW	N	N	NNW	N	NE	NE	NNE	NNE	NNE	NNE	NNE	NNE	NNE	NE	NE	NE	NE	NE	NE	E	ESE	SE	SSE	SSE	SSE	SSE	S	S	S	S		
25/26	13	13	13	12	12	12	11	10	9	9	8	7	7	6	6	7	7	7	6	6	7	7	5	5	4	4	4	4	5	5	6	5	5	5	5	5	
	16	15	15	14	14	13	13	12	10	10	9	8	7	7	7	8	7	7	7	7	7	7	6	6	5	5	6	6	6	6	6	6	6	6	6	6	
	N	NNW	NNW	NNW	NNW	NNW	NNW	NNW	N	NNE	NNE	NE	NE	NNE	NNE	NNE	NNE	NNE	NNE	NE	NE	NE	NE	NE	NE	ESE	ESE	SE	SSE	SSE	SSE	S	S	S	S	S	
11/12	13	12	13	12	12	11	10	9	8	9	7	7	7	6	6	7	7	7	7	7	7	7	6	5	5	4	4	4	5	5	5	5	5	5	6	6	
	15	14	14	14	13	13	12	11	10	10	9	8	7	7	7	8	8	8	7	7	8	8	7	6	6	5	6	6	6	6	6	6	6	6	6	7	
	NNW	NNW	NNW	NNW	NNW	NNW	NNW	NNW	N	NNE	NNE	NNE	NNE	NNE	NNE	NNE	NNE	NNE	NNE	NNE	NNE	NE	NE	NE	ENE	ESE	SE	SSE	SSE	SSE	SSE	S	S	S	S	S	
1 & 2 Bravo	12	13	13	12	12	12	11	11	10	10	9	9	8	8	7	9	9	9	9	9	8	9	8	7	6	4	3	4	4	5	5	6	6	6	6	7	7
	15	15	14	13	13	13	12	11	10	11	10	9	9	8	7	10	10	10	9	9	9	9	8	6	6	5	5	5	6	6	6	7	7	7	7	7	
	N	NNW	NNW	NNW	NNW	NNW	SSW	SSE	SSW	E	N	NNE	NNE	NNE	NNE	NNE	NNE	NNE	NNE	NNE	NNE	NE	NE	NE	NE	ENE	ESE	SSE	SSE	SSE	SSE	S	S	S	S	S	

NOTE: This is automated data that may/may not agree with the official BAM thinking that's found on the daily slides.
This data should be used as a guide only

Houston Pilots: Mon. 10/16/2023

Forecast Discussion

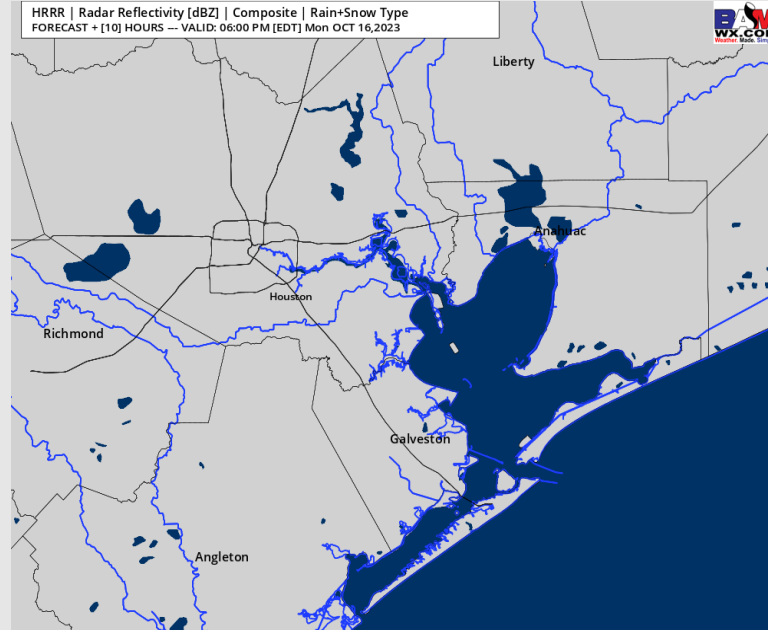
Precip: Dry conditions expected the rest of the day.

Wind: N/NNW winds persist the rest of the day. Sustained winds for locations **N of Morgan's Point** will remain at 7 - 12 kts through 6 PM. After 6 PM winds subside to 3 - 8 kts. Locations **S of Morgan's Point** winds will remain at 13 - 18 kts the rest of the day today.

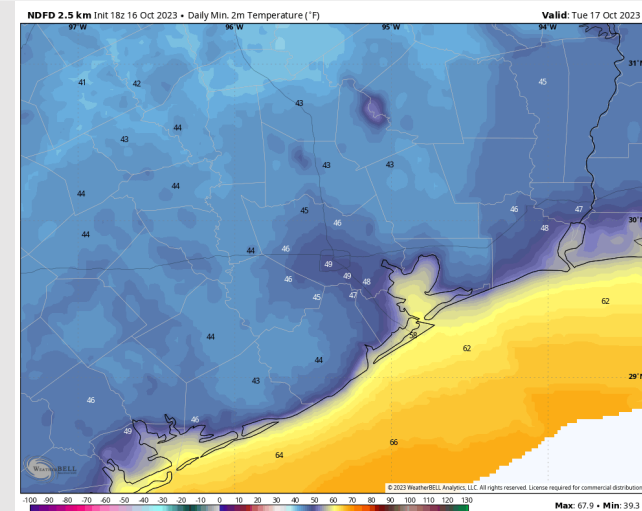
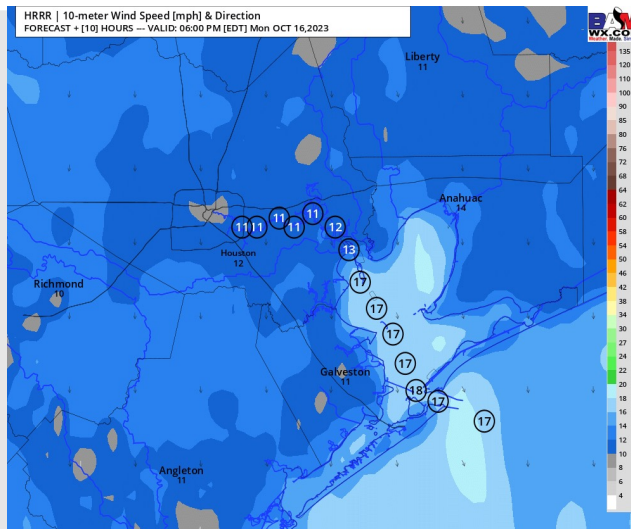
Low Temps: **N of Morgan's Point:** Upper 40's F. **S of Morgan's Point:** Low 60's F

Visibility: Not anticipating any visibility issues currently.

Precip Image: 5 PM CT



Wind Speed:
5 PM CT



Low Temps
Tuesday

Houston Pilots: Tue. 10/17/2023

Forecast Discussion

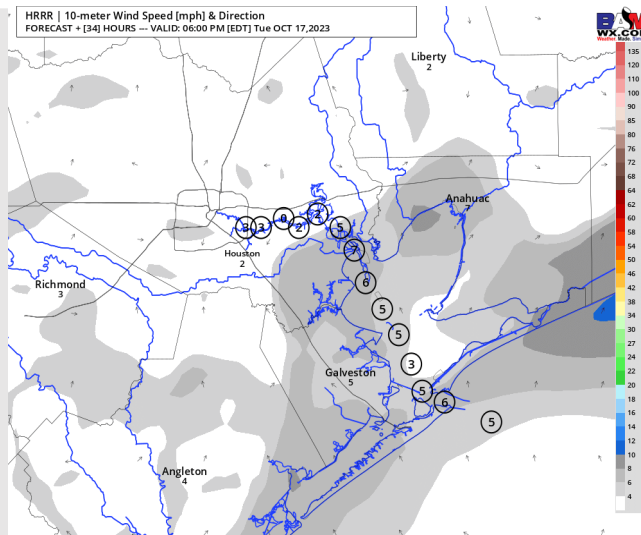
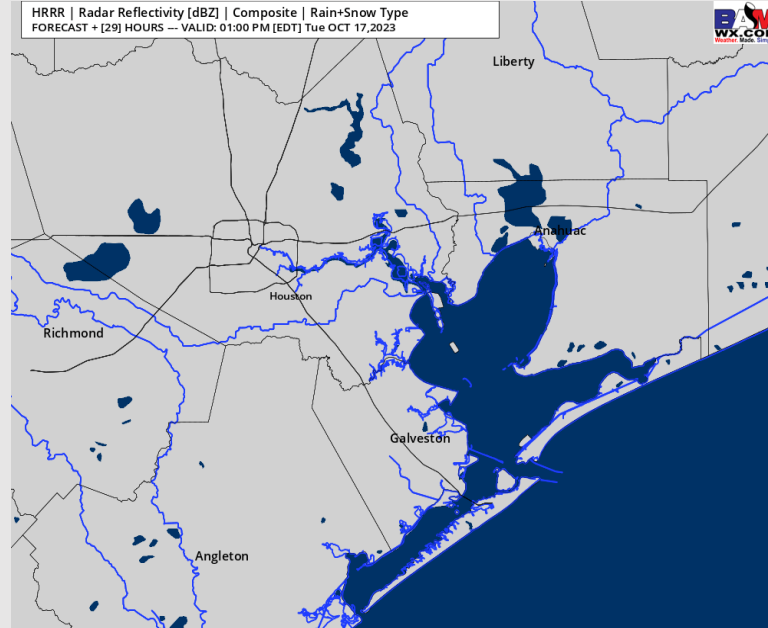
Precip: Anticipating dry conditions for Tuesday.

Wind: Winds out of the N will gradually rotate clockwise out of the S/SSE by 3 PM. For Stations **N of Morgan's Point**, winds will be at 2-7 kts throughout the day. As the winds begin to rotate from N to S, winds will be near calm at 1 - 5 kts (9 AM - 3PM) after the shift, winds revert to 2 -7 kts. Winds of 7-12 kts **S of Morgan's Point** will gradually calm to 3-8 kts by 8 AM and remain at that clip for the rest of the day.

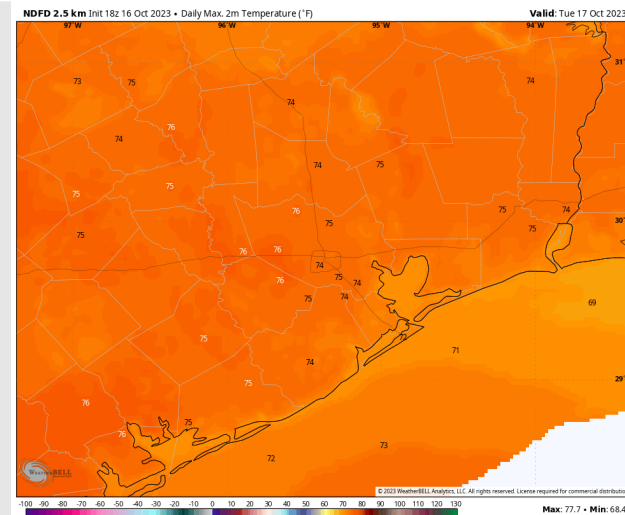
High Temps: **N of Morgan's Point:** Mid 70s F. **S of Morgan's Point:** Low 70's F.

Visibility: Not anticipating any visibility concerns at this time.

Precip Image: 12 PM CT



Wind Speed:
5 PM CT



High Temps
Tuesday

Houston Pilots: Wed. 10/18/2023

Forecast Discussion

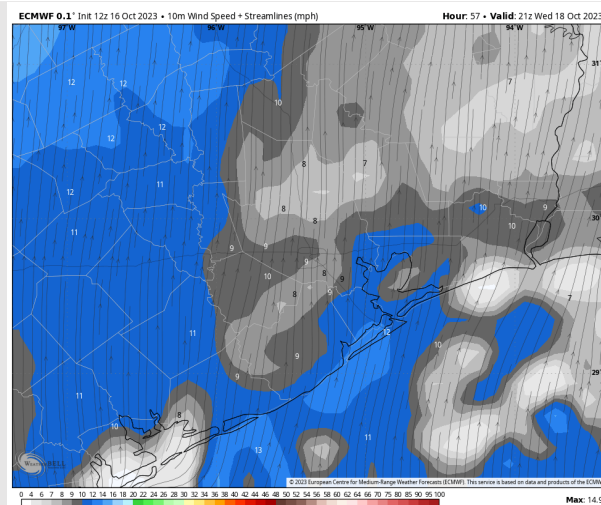
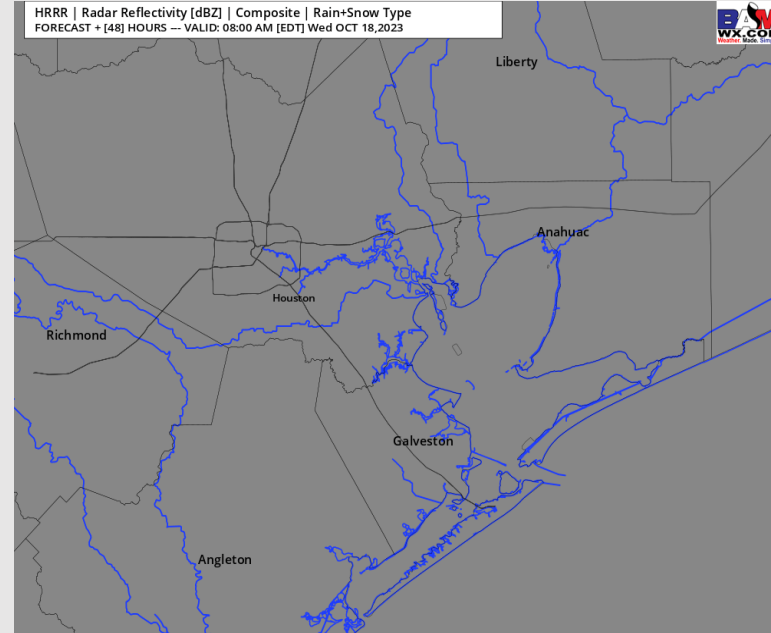
Precip: Favoring dry conditions for all locations Wednesday.

Wind: Winds will remain out of the S/SSE throughout the day. For Stations **N of Morgan's Point**, winds will be at 3-8 kts throughout the day, outside of a slight uptick of 5 -10 kts from 1- 8 PM. Winds **S of Morgan's Point** will begin the day at 3-8 kts, increasing to 5-10 kts by 3 PM and remaining at that clip for the rest of the day. Watch towards the late evening ~10 PM for winds to increase more to 9 -14 kts near the Boarding Station.

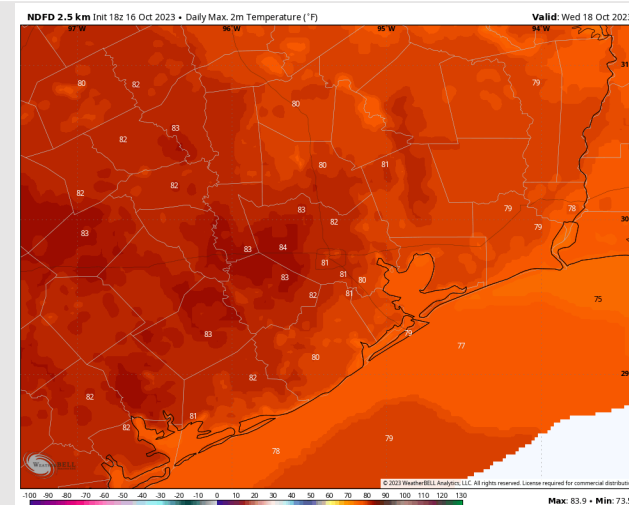
High Temps: **N of Morgan's Point:** 80 F to low 80s F. **S of Morgan's Point:** Mid/Upper 70's.

Visibility: Not anticipating any visibility issues currently.

Precip Image: 7 AM CT



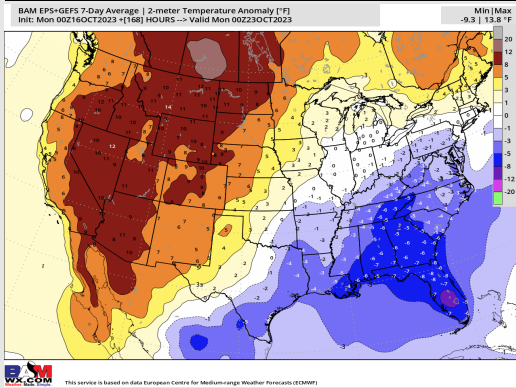
Wind Speed:
4 PM CT



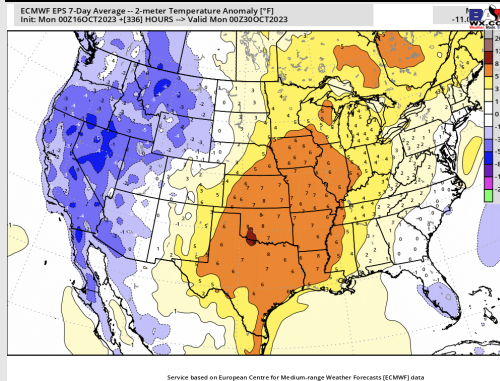
High Temps
Wednesday

Houston Pilots: 10/16/23

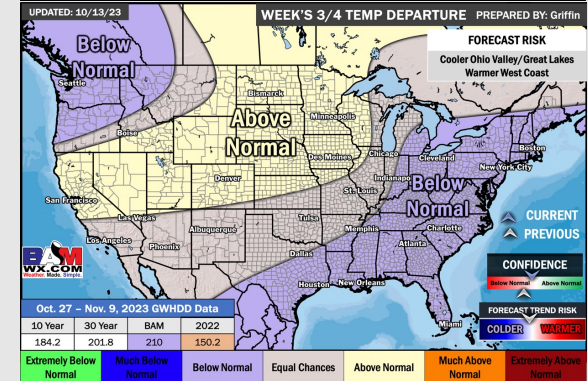
Next 7 Day Temperature Departure



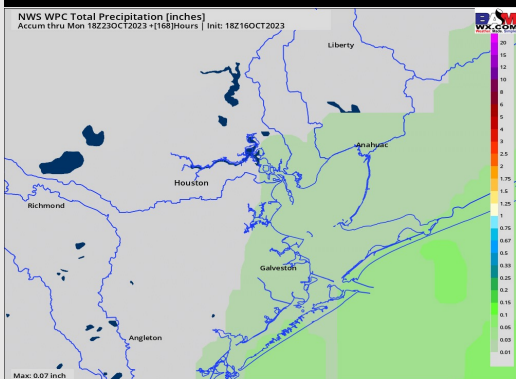
8-14 Day Temperature Departure



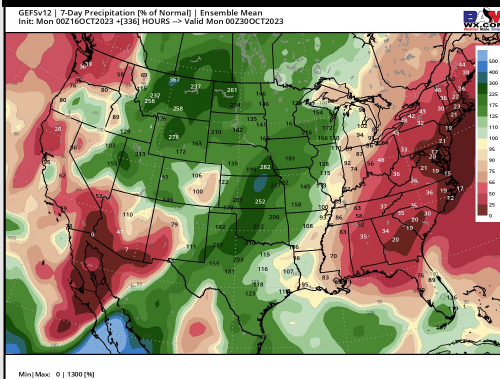
15-30 Day Temperature Departure



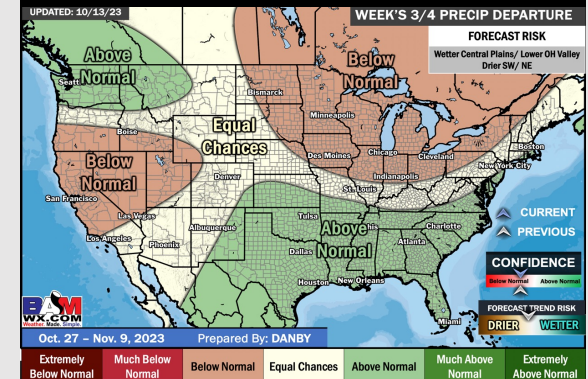
Next 7 Day Total Precipitation



8-14 Day % of Average Precip.



15-30 Day % of Average Precip.



- A dry stretch will be upcoming this week. The next potential rain chance would come Thursday via a cold front, but better rain chances look to remain to the NE. Temperatures are favored to remain below normal this week.
- Generally around average rainfall wise and above average temperatures are expected into the week 2 timeframe.
- Below normal temperatures and above normal chances for precipitation are favored in the weeks $\frac{3}{4}$ timeframe.