

# Houston Pilots Forecast Package



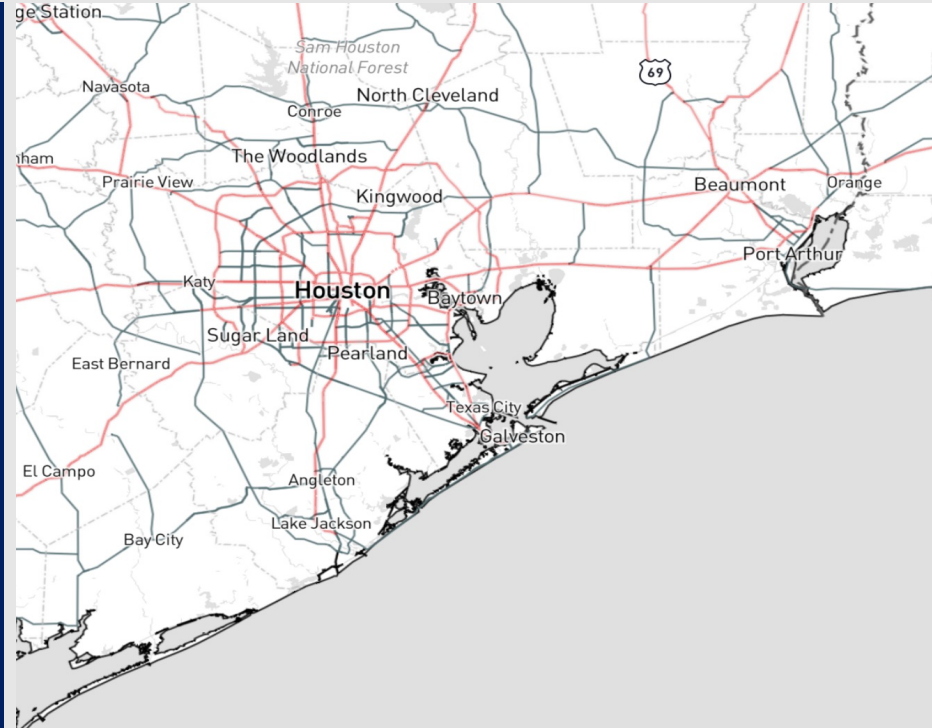
Updated: 3:55 AM CT

Sunday, October 8, 2023

Forecaster: Will Danby

## Weather Headlines

- Favoring dry conditions through Tuesday early afternoon. Worth keeping eyes on a low-pressure system bringing isolated rain chances in the PM.
- **Elevated winds gusts of up to 20-25 kts will be in play for Stations S of Morgan's Point this AM with winds starting to calm towards 9 AM.** Calmer winds expected beyond this to start the week.
- Not anticipating tropical development in the Gulf of Mexico over the next 7-10 days.
- Fog will not be a concern over the next several days.



**Radar/NWS Alerts: 3:52 AM CT**



As always, please do not hesitate to reach out to us with any forecast questions via the chat option on the Weather Porthole or our on-call number, **(317)-560-8122** press 1 for forecast questions.

# Houston Pilots Visibility Chart (miles)



## Forecast Confidence



Time	Sun 3am	Sun 4am	Sun 5am	Sun 6am	Sun 7am	Sun 8am	Sun 9am	Sun 10am	Sun 11am	Sun 12pm	Sun 1pm	Sun 2pm	Sun 3pm	Sun 4pm	Sun 5pm	Sun 6pm	Sun 7pm	Sun 8pm	Sun 9pm	Sun 10pm	Sun 11pm	Mon 12am	Mon 1am	Mon 2am	Mon 3am	Mon 4am	Mon 5am	Mon 6am	Mon 7am	Mon 8am	Mon 9am	Mon 10am	Mon 11am	Mon 12pm	Mon 1pm	Mon 2pm		
<b>610 Bridge</b>	10	10	10	10	10	10	10	10	10	10	10	10	10	10	10	10	10	10	10	10	10	10	10	10	10	10	10	10	10	10	10	10	10	10	10	10	10	
<b>Kinder 1</b>	10	10	10	10	10	10	10	10	10	10	10	10	10	10	10	10	10	10	10	10	10	10	10	10	10	10	10	10	10	10	10	10	10	10	10	10	10	
<b>Greens Bayou</b>	10	10	10	10	10	10	10	10	10	10	10	10	10	10	10	10	10	10	10	10	10	10	10	10	10	10	10	10	10	10	10	10	10	10	10	10	10	
<b>Shell Crude</b>	10	10	10	10	10	10	10	10	10	10	10	10	10	10	10	10	10	10	10	10	10	10	10	10	10	10	10	10	10	10	10	10	10	10	10	10	10	10
<b>Lynchburg Ferries</b>	10	10	10	10	10	10	10	10	10	10	10	10	10	10	10	10	10	10	10	10	10	10	10	10	10	10	10	10	10	10	10	10	10	10	10	10	10	10
<b>Exxon 3</b>	10	10	10	10	10	10	10	10	10	10	10	10	10	10	10	10	10	10	10	10	10	10	10	10	10	10	10	10	10	10	10	10	10	10	10	10	10	10
<b>Morgans Point</b>	10	10	10	10	10	10	10	10	10	10	10	10	10	10	10	10	10	10	10	10	10	10	10	10	10	10	10	10	10	10	10	10	10	10	10	10	10	10
<b>75/76</b>	10	10	10	10	10	10	10	10	10	10	10	10	10	10	10	10	10	10	10	10	10	10	10	10	10	10	10	10	10	10	10	10	10	10	10	10	10	10
<b>63/64</b>	10	10	10	10	10	10	10	10	10	10	10	10	10	10	10	10	10	10	10	10	10	10	10	10	10	10	10	10	10	10	10	10	10	10	10	10	10	10
<b>51/52</b>	10	10	10	10	10	10	10	10	10	10	10	10	10	10	10	10	10	10	10	10	10	10	10	10	10	10	10	10	10	10	10	10	10	10	10	10	10	10
<b>37/38</b>	10	10	10	10	10	10	10	10	10	10	10	10	10	10	10	10	10	10	10	10	10	10	10	10	10	10	10	10	10	10	10	10	10	10	10	10	10	10
<b>25/26</b>	10	10	10	10	10	10	10	10	10	10	10	10	10	10	10	10	10	10	10	10	10	10	10	10	10	10	10	10	10	10	10	10	10	10	10	10	10	10
<b>11/12</b>	10	10	10	10	10	10	10	10	10	10	10	10	10	10	10	10	10	10	10	10	10	10	10	10	10	10	10	10	10	10	10	10	10	10	10	10	10	10
<b>1 &amp; 2 Bravo</b>	10	10	10	10	10	10	10	10	10	10	10	10	10	10	10	10	10	10	10	10	10	10	10	10	10	10	10	10	10	10	10	10	10	10	10	10	10	10

**NOTE: This is automated data that may/may not agree with the official BAM thinking that's found on the daily slides or special visibility report slides. This data should be used as a guide only**

# Houston Pilots Wind Chart



**Sustained wind 13 Knots**  
**Gusts 18 Knots**  
**Wind from the N**

**Example**

**WS: 13**  
**G:18**  
**N**

Time Knots	Sun 3am	Sun 4am	Sun 5am	Sun 6am	Sun 7am	Sun 8am	Sun 9am	Sun 10am	Sun 11am	Sun 12pm	Sun 1pm	Sun 2pm	Sun 3pm	Sun 4pm	Sun 5pm	Sun 6pm	Sun 7pm	Sun 8pm	Sun 9pm	Sun 10pm	Sun 11pm	Mon 12am	Mon 1am	Mon 2am	Mon 3am	Mon 4am	Mon 5am	Mon 6am	Mon 7am	Mon 8am	Mon 9am	Mon 10am	Mon 11am	Mon 12pm	Mon 1pm	Mon 2pm				
<b>610 Bridge</b>	5	5	4	4	4	4	6	6	6	5	4	4	4	4	4	3	4	3	3	3	3	2	3	2	3	3	2	2	1	2	2	4	4	4	4	4	4			
<b>Kinder 1</b>	5	5	4	4	4	4	6	6	6	5	4	4	4	4	4	3	4	3	3	3	3	3	2	3	2	3	2	2	1	2	2	4	4	4	4	4	4			
<b>Greens Bayou</b>	5	5	4	4	4	4	6	6	6	5	4	4	4	4	4	3	3	3	3	2	3	3	3	3	2	3	2	2	1	2	3	4	4	4	4	4	4			
<b>Shell Crude</b>	5	5	4	4	4	5	6	6	6	5	4	4	4	4	4	3	3	3	3	3	3	3	3	3	3	2	2	2	2	3	4	3	4	4	4	4	4			
<b>Lynchburg Ferries</b>	6	6	5	5	4	5	6	6	6	5	4	4	5	4	4	4	4	3	3	3	3	3	3	3	3	3	2	2	2	3	4	4	4	4	4	4	4			
<b>Exxon 3</b>	7	7	6	6	6	6	7	7	7	6	5	4	5	4	4	4	4	3	3	3	3	4	4	4	4	4	3	3	2	3	4	3	4	4	4	4	4	4		
<b>Morgans Point</b>	9	9	8	8	8	8	8	8	7	6	5	5	5	5	5	5	4	4	4	4	5	4	5	4	4	4	4	4	3	4	4	4	4	4	4	4	4	5	6	
<b>75/76</b>	13	13	13	13	12	11	11	11	9	7	6	5	5	5	6	6	7	7	6	5	5	5	5	6	6	5	5	5	4	4	4	4	4	4	4	4	4	5	6	
<b>63/64</b>	15	15	15	15	14	13	13	13	11	9	8	6	5	5	6	6	6	6	5	5	4	5	5	5	6	5	5	4	4	4	4	4	4	4	4	4	4	5	6	
<b>51/52</b>	15	15	15	15	14	13	12	11	9	8	6	5	5	5	5	5	4	3	4	4	4	4	4	5	4	4	4	3	3	4	4	3	3	3	3	3	3	4	5	
<b>37/38</b>	15	15	15	15	14	13	12	11	10	8	7	5	5	4	5	5	4	3	3	3	3	4	4	4	3	3	3	2	3	3	3	3	3	3	3	3	3	3	5	
<b>25/26</b>	13	13	14	13	13	12	12	11	9	8	8	6	5	4	4	4	3	3	2	2	3	3	3	3	3	2	2	2	2	2	2	3	3	3	3	3	3	5	5	
<b>11/12</b>	13	13	13	13	12	12	12	11	10	9	8	6	5	4	4	4	3	3	3	3	3	3	3	3	3	2	2	2	2	3	3	3	3	3	3	3	3	3	4	5
<b>1 &amp; 2 Bravo</b>	16	17	17	16	15	14	14	12	11	9	8	7	5	4	4	4	4	3	3	3	3	3	3	3	3	2	2	3	3	3	3	3	3	3	3	3	3	3	4	4

**NOTE: This is automated data that may/may not agree with the official BAM thinking that's found on the daily slides. This data should be used as a guide only**

# Houston Pilots: Sun. 10/8/2023



## Forecast Discussion

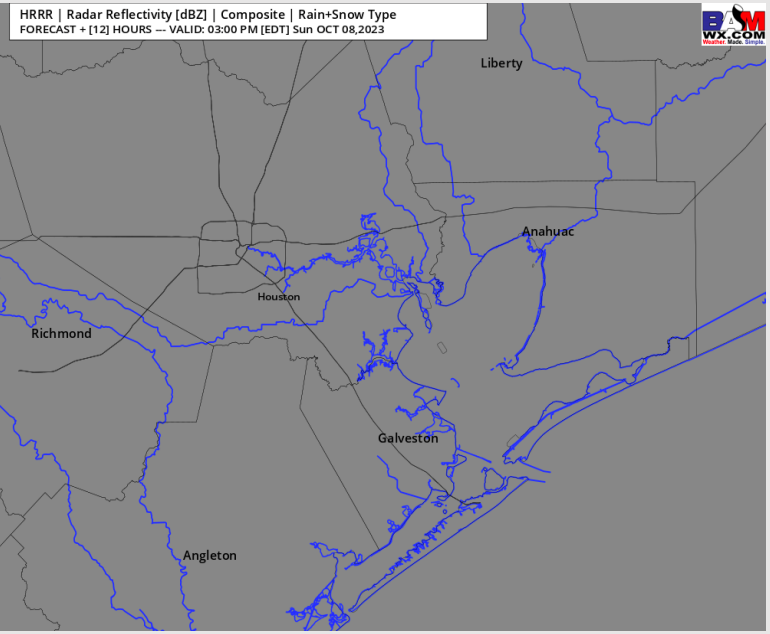
**Precip:** Favoring dry conditions throughout the day today.

**Wind:** Winds will remain out of the NE through 2 PM before becoming more variable with a northerly/NW direction for the remainder of the day. For Stations **N of Morgan's Point**, winds will be at 3 - 8 kts throughout the day. Towards 2 PM winds decrease to 2 - 6 kts. Winds **S of Morgan's Point** will be blustery in the AM, with ranges of 15 - 20 kts. Starting at 8 AM through 2 PM winds will calm to 3 - 8 kts and remain at that speed for the remainder of the afternoon. **Wind gusts of up to 22 - 25 kts possible through 11 AM for Stations S of Morgan's Point.**

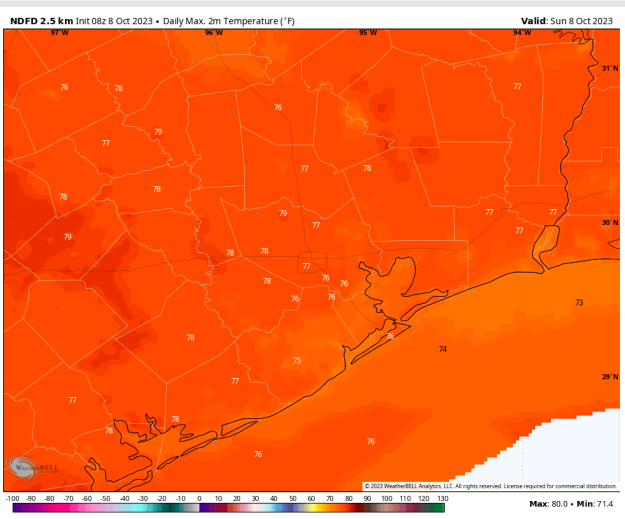
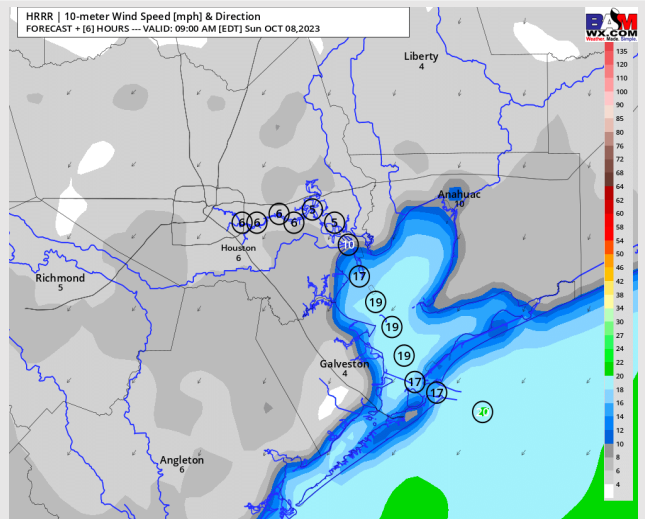
**High Temps:** **N of Morgan's Point:** Mid 70s F. **S of Morgan's Point:** Mid 70s F.

**Visibility:** Not anticipating any visibility concerns.

## Precip Image: 2 PM CT



**Wind Speeds:  
8 AM CT**



**High Temps  
Today**

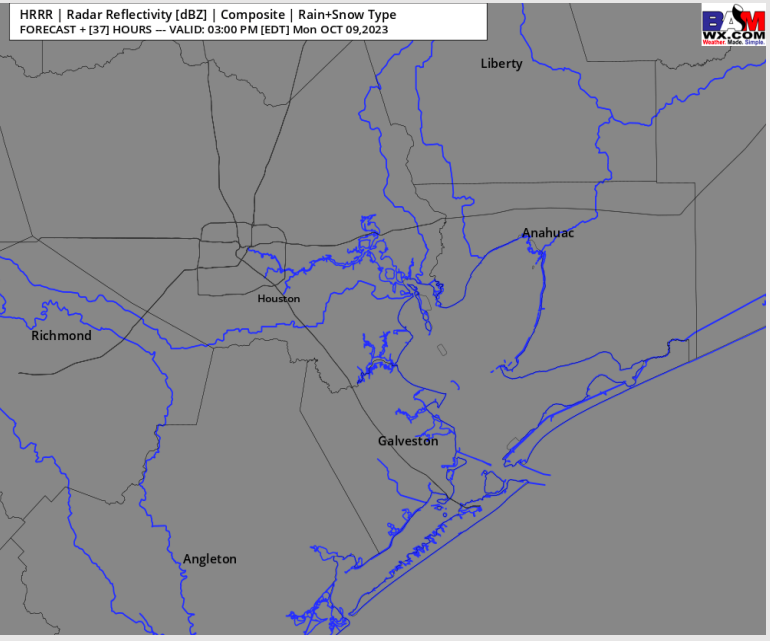
# Houston Pilots: Mon. 10/9/2023



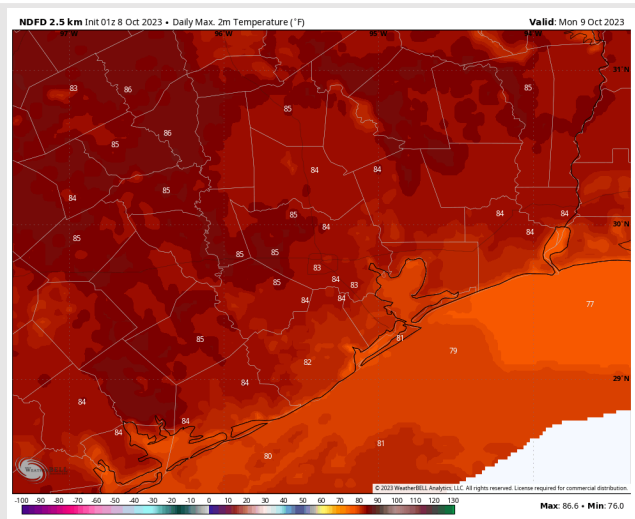
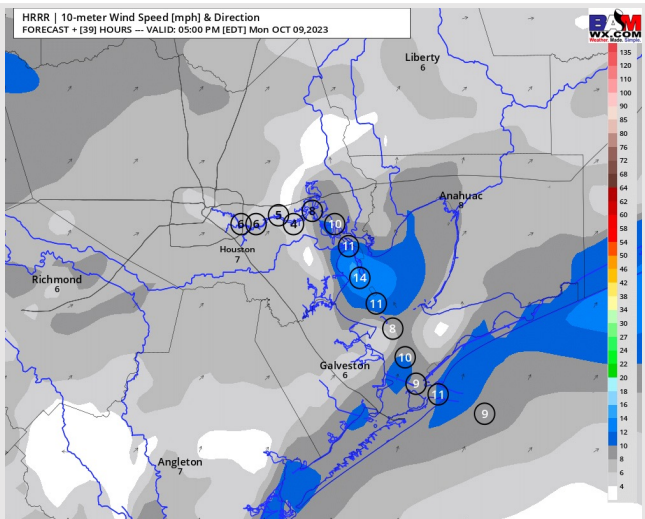
## Forecast Discussion

- Precip:** Dry conditions will persist for Monday.
- Wind:** Winds will be out of the SW for the majority of the day, shifting SSW by 4 PM . For Stations **N of Morgan's Point**, winds 3-8 kts for the entire day. Winds **S of Morgan's Point** at 3 - 8 kts through 2 PM, then a slight increase to 5-10 kts for the remainder of the PM hours.
- High Temps:** **N of Morgan's Point:** Low/Mid 80s F. **S of Morgan's Point:** Upper 70s F to 80 F.
- Visibility:** Not anticipating any visibility issues at this time.

## Precip Image: 2 PM CT



Wind Speed:  
4 PM CT



High Temps  
Monday

## Forecast Discussion

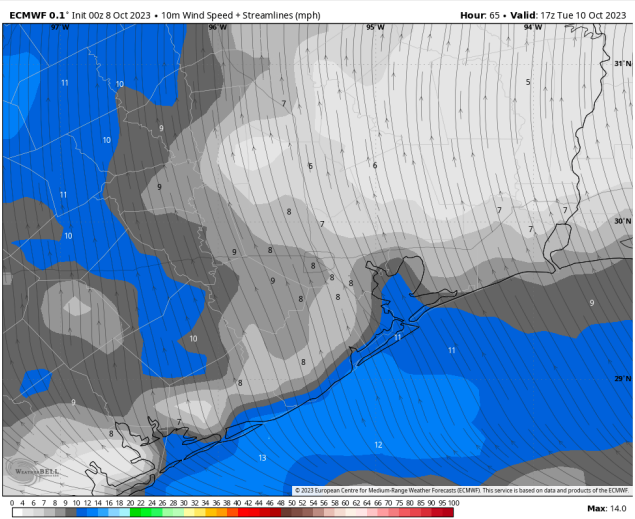
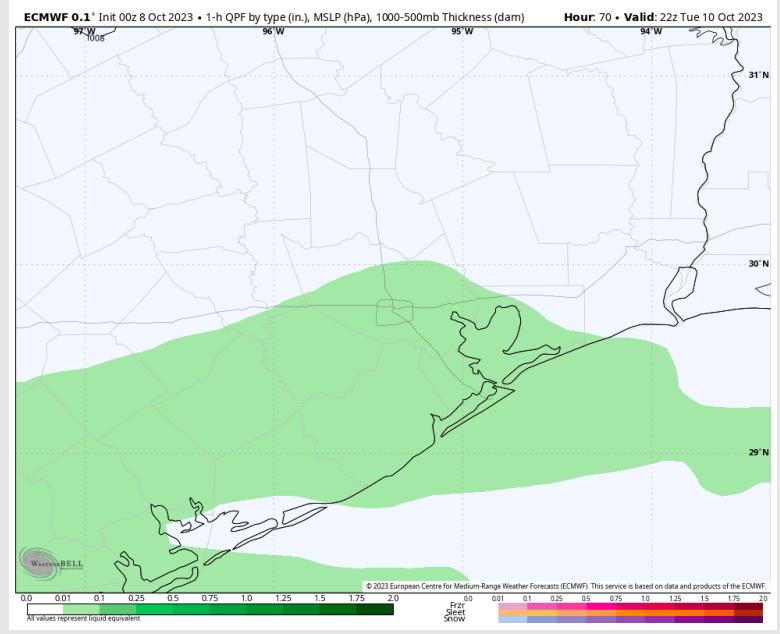
**Precip:** Favoring dry conditions through 2 PM on Tuesday before isolated chances (~30%) work in from the SW from a low-pressure system. Better chances for moderate to heavy precipitation will sit offshore by ~ 50 miles

**Wind:** Winds will be out of the S/SE throughout the day Tuesday. For Stations **N of Morgan's Point**, winds will be at 3-8 kts the entire day outside of a brief window of 5 - 10 kts from 2 -4 PM. Sustained winds **S of Morgan's Point** will be 3-8 kts through 7 PM before increasing to 8-13 kts the rest of the evening.

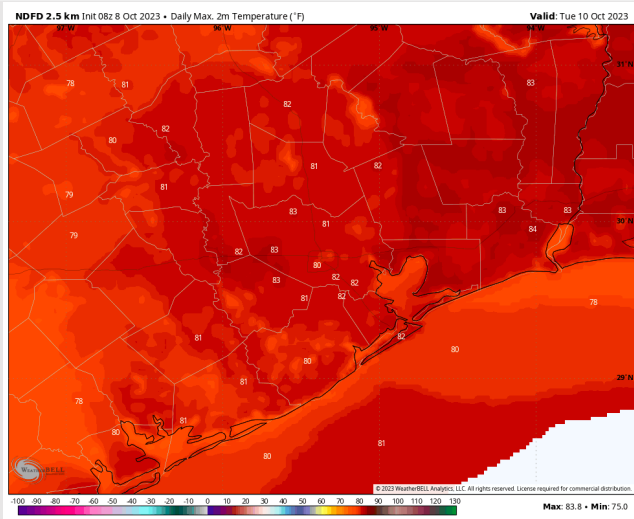
**High Temps:** **N of Morgan's Point:** Low 80s F. **S of Morgan's Point:** Near 80 F

**Visibility:** Not anticipating any visibility issues currently.

## Precip Image: 5 PM CT

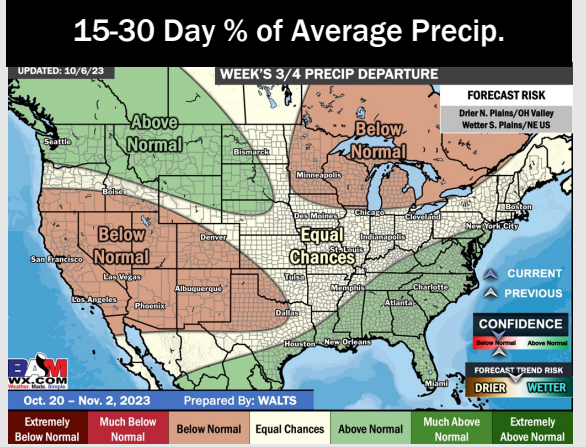
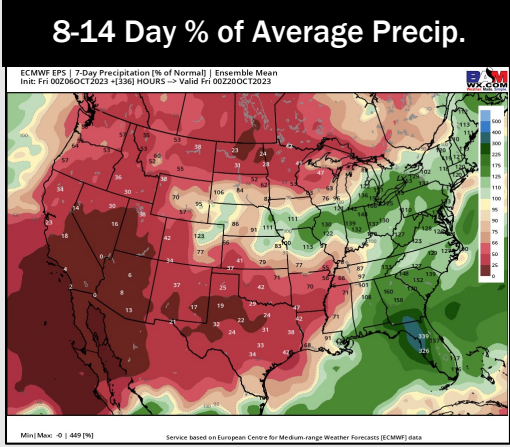
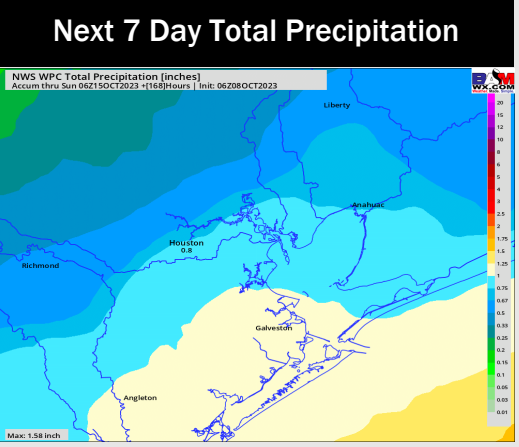
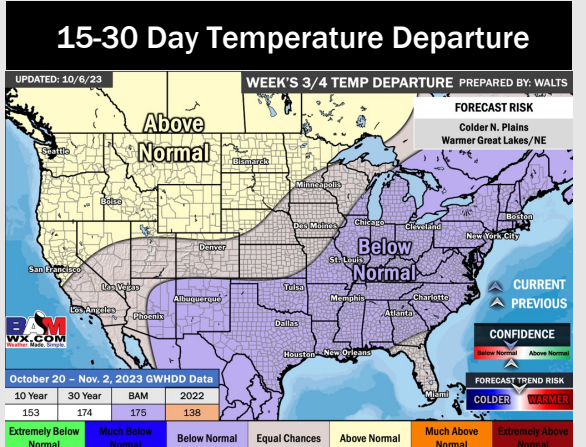
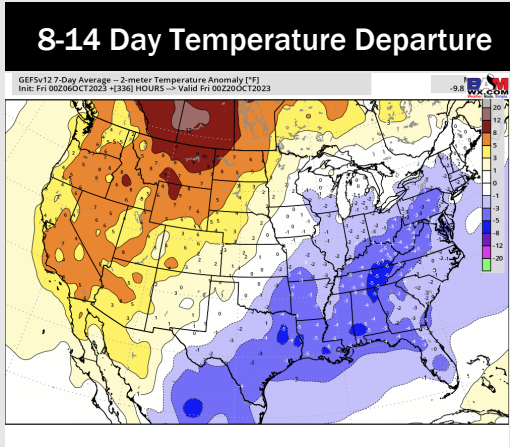
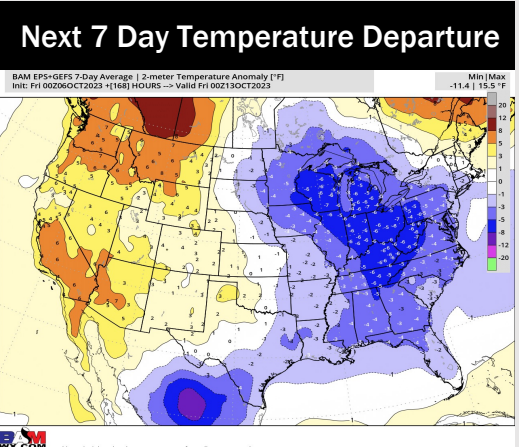


Wind Speed:  
12 PM CT



High Temps  
Tuesday

# Houston Pilots: 10/8/23



- Expecting a dry next couple days. Tue/Wed will hold the next best rain chances. Temperatures are favored to remain slightly below normal this week.
- Generally drier and slightly colder than average temperatures are expected into the week 2 timeframe.
- Below normal temperatures and above normal chances for precipitation are favored in the weeks 3/4 timeframe.