

Houston Pilots Forecast Package



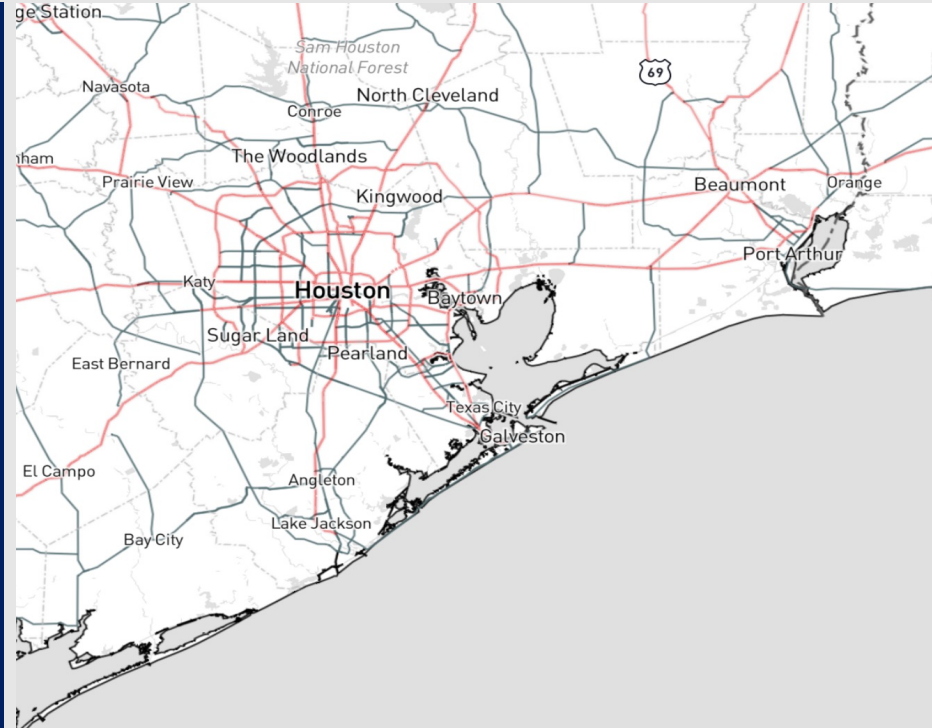
Updated: 1:40 PM CT

Saturday, October 7, 2023

Forecaster: Tyler Riggles

Weather Headlines

- Favoring dry conditions over the next 3 days.
- **Elevated winds gusts of up to 20-25 kts will be in play for Stations S of Morgan's Point through Sunday afternoon. Check the wind slide for more details.**
- Not anticipating tropical development in the Gulf of Mexico over the next 7-10 days.



Radar/NWS Alerts: 1:33 PM CT



As always, please do not hesitate to reach out to us with any forecast questions via the chat option on the Weather Porthole or our on-call number, **(317)-560-8122** press 1 for forecast questions.

Houston Pilots Visibility Chart (miles)



Time	Sat 1pm	Sat 2pm	Sat 3pm	Sat 4pm	Sat 5pm	Sat 6pm	Sat 7pm	Sat 8pm	Sat 9pm	Sat 10pm	Sat 11pm	Sun 12am	Sun 1am	Sun 2am	Sun 3am	Sun 4am	Sun 5am	Sun 6am	Sun 7am	Sun 8am	Sun 9am	Sun 10am	Sun 11am	Sun 12pm	Sun 1pm	Sun 2pm	Sun 3pm	Sun 4pm	Sun 5pm	Sun 6pm	Sun 7pm	Sun 8pm	Sun 9pm	Sun 10pm	Sun 11pm	Mon 12am	
610 Bridge	10	10	10	10	10	10	10	10	10	10	10	10	10	10	10	10	10	10	10	10	10	10	10	10	10	10	10	10	10	10	10	10	10	10	10	10	10
Kinder 1	10	10	10	10	10	10	10	10	10	10	10	10	10	10	10	10	10	10	10	10	10	10	10	10	10	10	10	10	10	10	10	10	10	10	10	10	10
Greens Bayou	10	10	10	10	10	10	10	10	10	10	10	10	10	10	10	10	10	10	10	10	10	10	10	10	10	10	10	10	10	10	10	10	10	10	10	10	10
Shell Crude	10	10	10	10	10	10	10	10	10	10	10	10	10	10	10	10	10	10	10	10	10	10	10	10	10	10	10	10	10	10	10	10	10	10	10	10	10
Lynchburg Ferries	10	10	10	10	10	10	10	10	10	10	10	10	10	10	10	10	10	10	10	10	10	10	10	10	10	10	10	10	10	10	10	10	10	10	10	10	10
Exxon 3	10	10	10	10	10	10	10	10	10	10	10	10	10	10	10	10	10	10	10	10	10	10	10	10	10	10	10	10	10	10	10	10	10	10	10	10	10
Morgans Point	10	10	10	10	10	10	10	10	10	10	10	10	10	10	10	10	10	10	10	10	10	10	10	10	10	10	10	10	10	10	10	10	10	10	10	10	10
75/76	10	10	10	10	10	10	10	10	10	10	10	10	10	10	10	10	10	10	10	10	10	10	10	10	10	10	10	10	10	10	10	10	10	10	10	10	10
63/64	10	10	10	10	10	10	10	10	10	10	10	10	10	10	10	10	10	10	10	10	10	10	10	10	10	10	10	10	10	10	10	10	10	10	10	10	10
51/52	10	10	10	10	10	10	10	10	10	10	10	10	10	10	10	10	10	10	10	10	10	10	10	10	10	10	10	10	10	10	10	10	10	10	10	10	10
37/38	10	10	10	10	10	10	10	10	10	10	10	10	10	10	10	10	10	10	10	10	10	10	10	10	10	10	10	10	10	10	10	10	10	10	10	10	10
25/26	10	10	10	10	10	10	10	10	10	10	10	10	10	10	10	10	10	10	10	10	10	10	10	10	10	10	10	10	10	10	10	10	10	10	10	10	10
11/12	10	10	10	10	10	10	10	10	10	10	10	10	10	10	10	10	10	10	10	10	10	10	10	10	10	10	10	10	10	10	10	10	10	10	10	10	10
1 & 2 Bravo	10	10	10	10	10	10	10	10	10	10	10	10	10	10	10	10	10	10	10	10	10	10	10	10	10	10	10	10	10	10	10	10	10	10	10	10	10

NOTE: This is automated data that may/may not agree with the official BAM thinking that's found on the daily slides or special visibility report slides. This data should be used as a guide only

Houston Pilots Wind Chart



Forecast Confidence



Sustained wind 13 Knots
Gusts 18 Knots
Wind from the N

Example

WS: 13
G:18
N

Time Knots	Sat 1pm	Sat 2pm	Sat 3pm	Sat 4pm	Sat 5pm	Sat 6pm	Sat 7pm	Sat 8pm	Sat 9pm	Sat 10pm	Sat 11pm	Sun 12am	Sun 1am	Sun 2am	Sun 3am	Sun 4am	Sun 5am	Sun 6am	Sun 7am	Sun 8am	Sun 9am	Sun 10am	Sun 11am	Sun 12pm	Sun 1pm	Sun 2pm	Sun 3pm	Sun 4pm	Sun 5pm	Sun 6pm	Sun 7pm	Sun 8pm	Sun 9pm	Sun 10pm	Sun 11pm	Mon 12am		
610 Bridge	9	8	9	9	9	9	9	9	8	8	6	6	6	6	5	5	5	5	4	4	4	5	6	5	4	4	3	4	4	4	4	3	3	3	2	3	2	
	13	12	13	13	14	14	14	14	13	12	10	9	9	9	8	8	8	7	6	7	8	8	8	7	7	6	5	6	6	4	4	4	4	4	4	4	4	3
Kinder 1	9	8	9	9	9	9	9	9	8	8	6	6	6	5	5	5	5	5	4	4	4	5	6	5	4	4	3	4	4	4	4	3	3	3	2	3	2	
	13	12	13	13	14	14	14	14	13	12	10	9	9	8	8	8	7	6	7	8	8	9	7	7	7	6	5	6	6	4	4	4	4	3	3	2	3	2
Greens Bayou	9	8	8	9	9	9	9	9	8	8	6	6	5	5	5	5	5	4	4	4	5	6	5	5	4	3	4	4	4	4	3	3	3	2	3	2		
	13	12	13	13	14	14	14	13	12	12	10	9	9	8	8	7	7	6	7	8	8	9	7	6	6	5	6	6	4	4	4	4	3	3	3	2	3	2
Shell Crude	9	9	9	9	10	9	9	8	8	7	6	6	6	5	5	5	5	5	5	5	5	6	5	5	4	3	4	4	4	4	4	3	3	2	2	3	2	
	13	12	13	13	14	14	14	13	13	12	10	9	9	8	8	7	7	7	7	7	8	9	7	6	6	5	7	6	6	5	4	3	4	3	4	3	4	4
Lynchburg Ferries	9	9	9	9	10	10	10	9	9	8	7	6	6	6	6	6	6	5	5	5	5	6	5	5	4	3	4	4	4	4	4	3	3	3	2	3	3	
	13	12	13	14	14	15	13	13	12	10	9	9	8	8	8	7	7	7	7	7	8	9	7	6	6	5	7	6	6	5	4	4	4	4	3	4	4	
Exxon 3	9	9	9	10	11	11	11	10	10	9	8	8	7	7	7	7	6	6	6	6	6	6	6	5	4	4	5	5	4	4	5	4	4	3	3	3	3	
	13	12	13	14	15	15	13	13	13	11	10	10	10	10	9	9	8	8	8	8	9	9	7	7	6	6	7	7	6	6	5	4	4	4	4	5	5	
Morgans Point	9	9	9	10	11	11	11	10	10	9	8	8	7	7	7	7	6	6	6	6	6	6	5	4	4	5	5	4	4	5	4	4	4	4	4	4	4	
	13	13	14	14	16	15	14	14	14	13	12	12	12	12	12	11	11	10	10	9	10	10	8	7	7	7	7	7	7	7	7	7	7	7	7	7	7	
75/76	9	9	9	10	11	11	11	10	10	9	8	8	7	7	7	7	6	6	6	6	6	6	5	4	4	5	5	4	4	5	4	4	4	3	3	3	3	
	13	13	14	15	16	17	17	16	16	16	15	15	14	14	13	13	13	13	13	12	11	10	10	8	7	6	5	6	6	6	6	6	6	5	4	5	5	
63/64	9	9	9	10	11	11	11	10	10	9	8	8	7	7	7	7	6	6	6	6	6	6	5	4	4	5	5	4	4	5	4	4	4	4	4	4	4	
	13	13	14	15	16	17	17	16	16	16	15	15	14	14	13	13	13	13	12	11	10	10	8	7	6	5	6	6	6	6	6	6	6	5	4	5	5	
51/52	9	9	9	10	11	11	11	10	10	9	8	8	7	7	7	7	6	6	6	6	6	6	5	4	4	5	5	4	4	5	4	4	4	4	4	4	4	
	13	13	13	13	14	15	16	16	16	16	16	16	16	15	15	15	15	15	14	13	11	10	8	7	6	5	5	5	5	5	5	5	5	4	3	4	4	
37/38	9	9	9	10	11	11	11	10	10	9	8	8	7	7	7	7	6	6	6	6	6	6	5	4	4	5	5	4	4	5	4	4	4	4	4	4	4	
	13	13	13	13	14	15	16	16	16	16	16	16	16	15	15	15	15	15	14	13	11	10	8	7	6	5	5	5	5	5	5	5	4	3	3	3		
1 & 2 Bravo	9	9	9	10	11	11	11	10	10	9	8	8	7	7	7	7	6	6	6	6	6	6	5	4	4	5	5	4	4	5	4	4	4	4	4	4	4	
	13	13	13	13	14	15	16	16	16	16	16	16	16	15	15	15	15	15	14	12	11	10	9	8	7	6	5	5	5	5	5	5	4	4	4	4	4	

NOTE: This is automated data that may/may not agree with the official BAM thinking that's found on the daily forecast. This data should be used as a guide only

Houston Pilots: Sat. 10/7/2023



Forecast Discussion

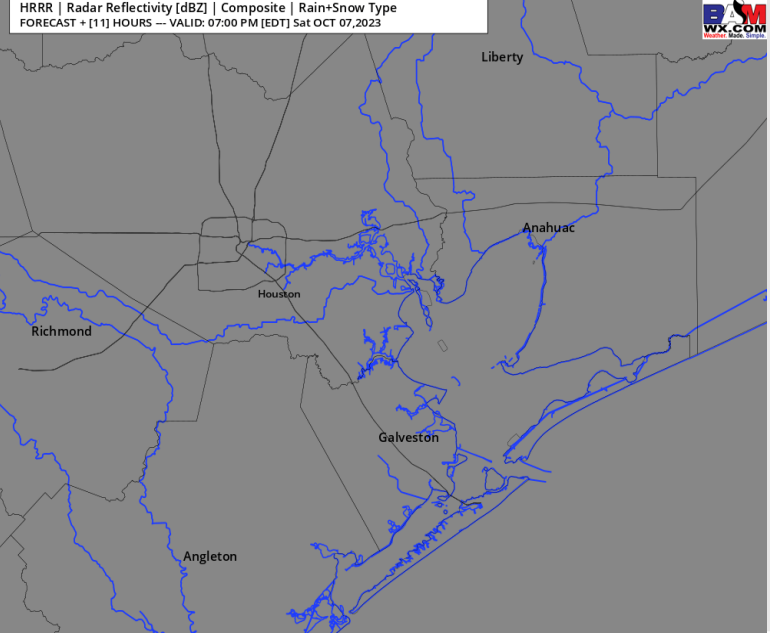
Precip: Favoring dry conditions for today.

Wind: Sustained NE winds favored through 3 PM before veering out of the N. For Stations **N of Morgan's Point**, winds will be at 7 - 12 kts but will gradually decrease 5 - 8 kts after 8 PM. Sustained winds **S of Morgan's Point** of 16 - 21 kts will increase back to 19-24 kts after 6 PM. **Gusts reaching 25 - 30 kts will be possible S of Morgan's Point throughout the day.**

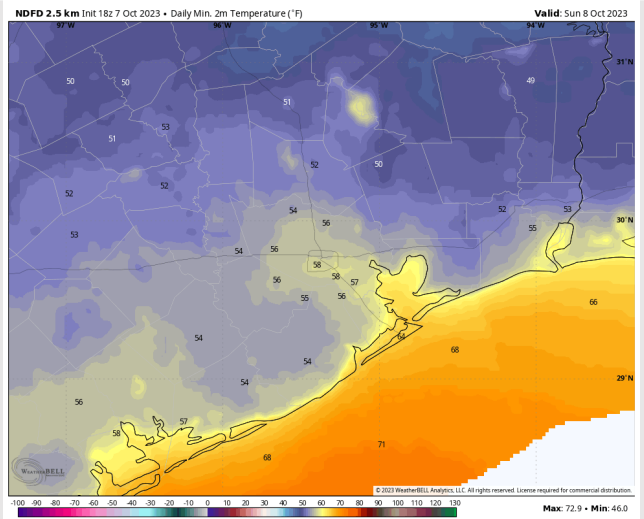
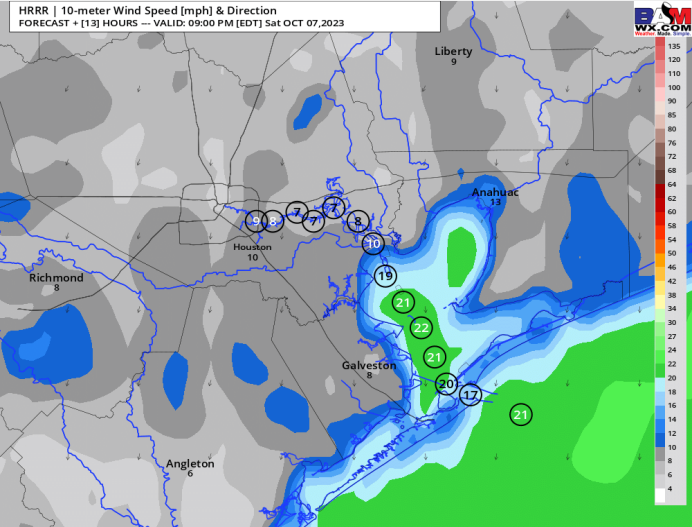
Low Temps: **N of Morgan's Point:** Mid to upper 50s F. **S of Morgan's Point:** Upper 60s F

Visibility: Not anticipating any visibility issues currently.

Precip Image: 6 PM CT



**Wind Speed:
8 PM CT**



**Low Temps
SUN AM**

Houston Pilots: Sun. 10/8/2023



Forecast Discussion

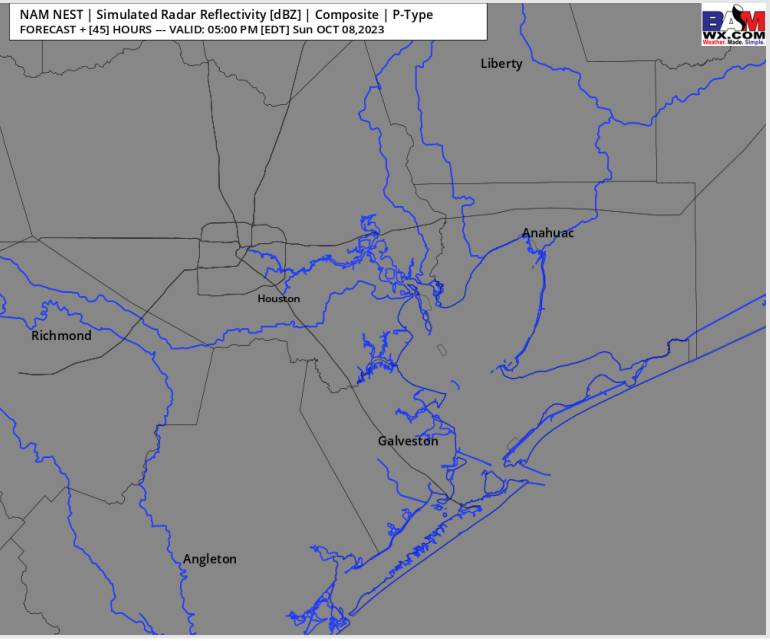
Precip: Favoring dry conditions throughout the day Sunday.

Wind: Winds will remain out of the NE for majority of the day. From 12 - 2 PM winds will be subsiding and becoming more variable in direction, but favorability will be from the NW. For Stations **N of Morgan's Point**, winds will be at 3 - 8 kts throughout the day. Towards 2 PM winds decrease to 2 - 6 kts. Winds **S of Morgan's Point** will begin the day at 13-18 kts, gradually decreasing to 3-8 kts by 12 PM and remaining at that clip after that time. **Wind gusts of up to 20 - 22 kts possible through 12 PM for Stations S of Morgan's Point.**

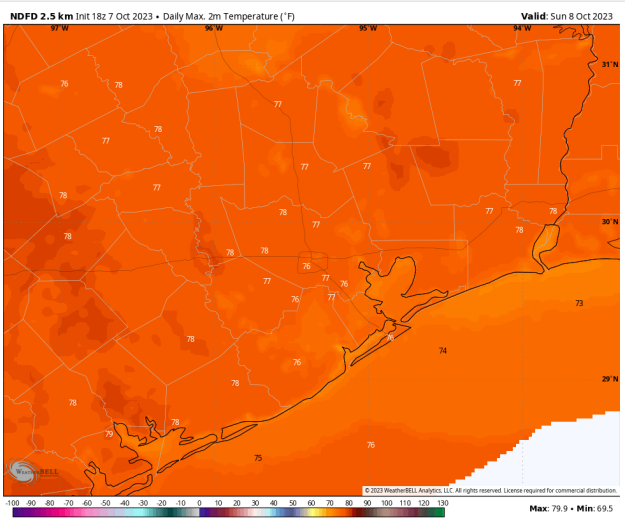
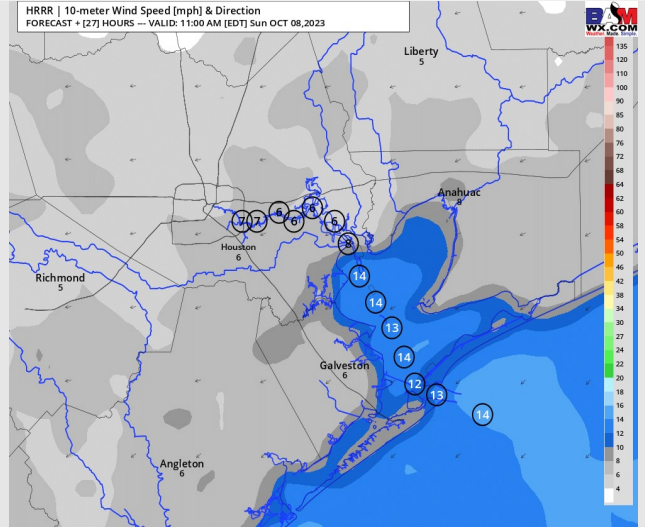
High Temps: **N of Morgan's Point:** Mid 70s F. **S of Morgan's Point:** Mid/Low 70s.

Visibility: Not anticipating any visibility concerns.

Precip Image: 4 PM CT



Wind Speeds:
10 AM CT



High Temps
Sunday

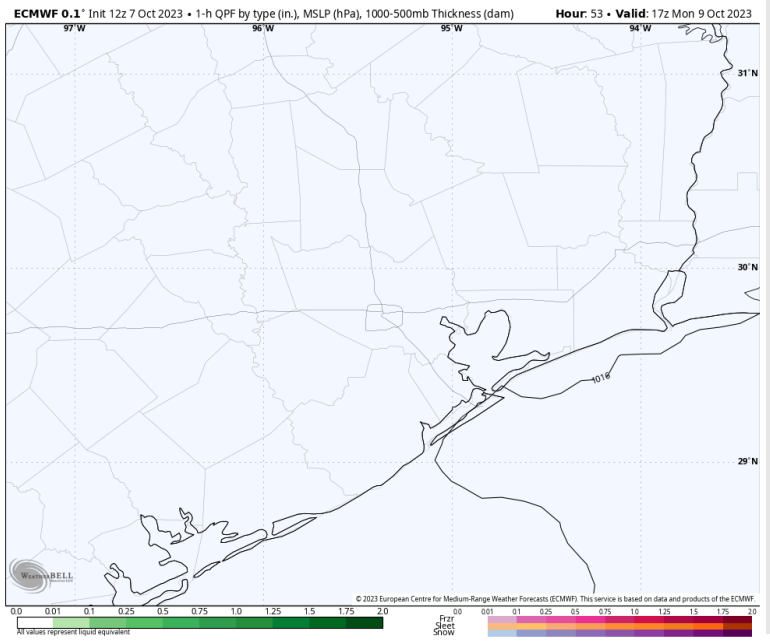
Houston Pilots: Mon. 10/9/2023



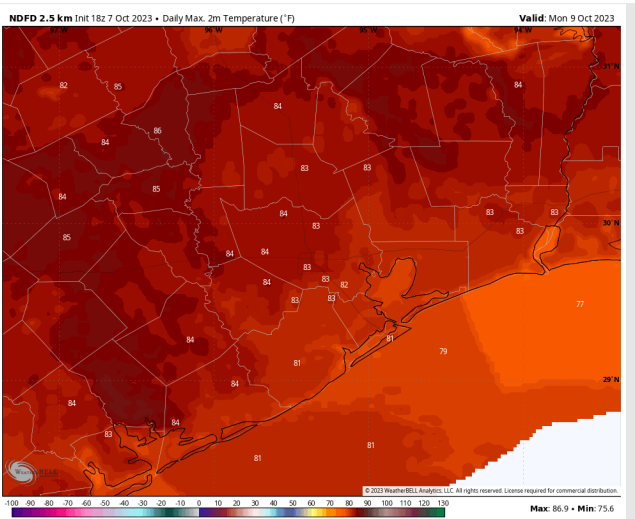
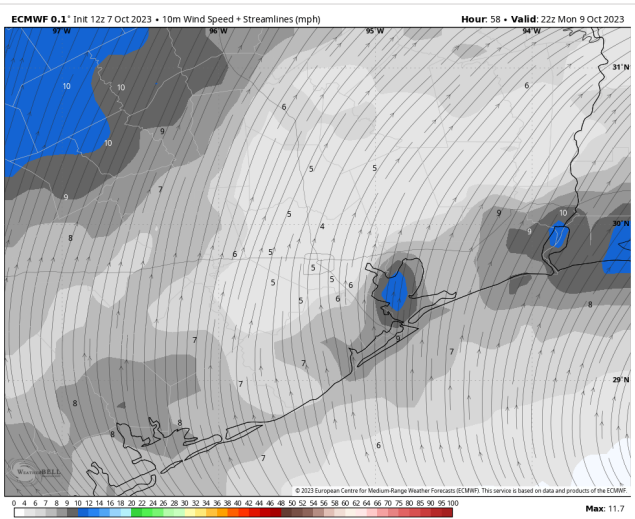
Forecast Discussion

- Precip:** Dry conditions will persist for Monday.
- Wind:** Winds will be out of the W/SW through 11 AM before shifting to out of the SW the rest of the day. For Stations N of Morgan's Point, winds 3-8 kts for the entire day. Winds S of Morgan's Point at 3 - 8 kts through 3 PM, then a slight increase to 5-10 kts for the remainder of the PM hours.
- High Temps:** N of Morgan's Point: Low 80s F. S of Morgan's Point: Upper 70s F to 80 F.
- Visibility:** Not anticipating any visibility issues at this time.

Precip Image: 1 PM CT

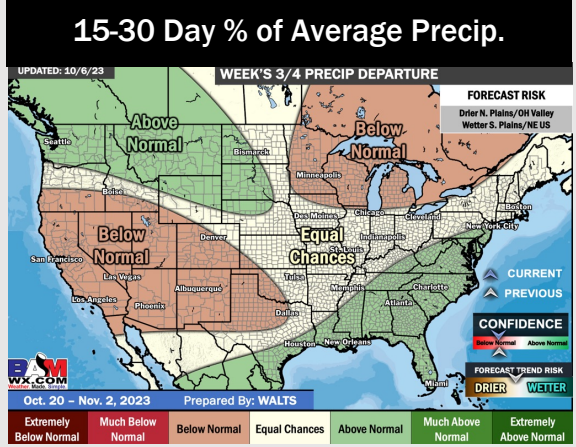
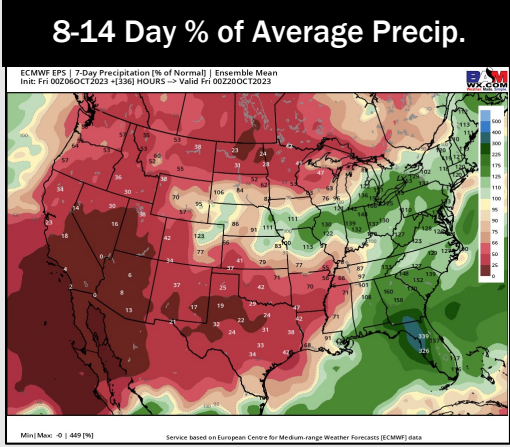
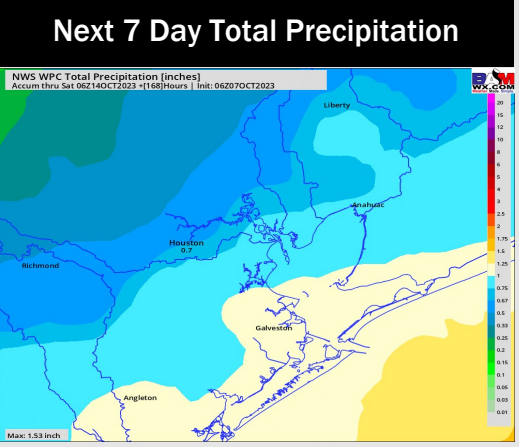
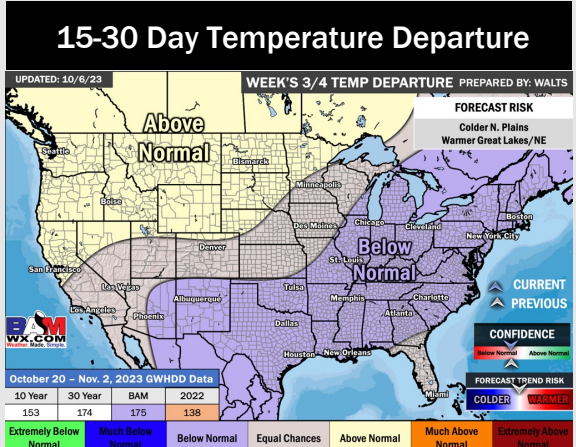
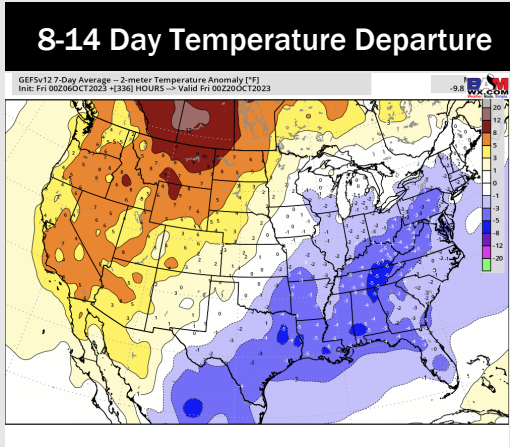
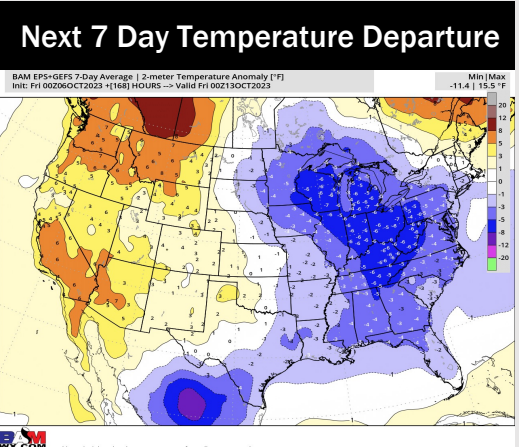


Wind Speed:
5 PM CT



High Temps
Monday

Houston Pilots: 10/7/23



- Expecting a dry 3-day stretch. The pattern looks to ramp up and become more active towards Wednesday of next week. The passing cold front is helping to drop temperatures in the short term, leading to a week with below normal temps.
- Generally drier and slightly colder than average temperatures are expected into the week 2 timeframe.
- Below normal temperatures and above normal chances for precipitation are favored in the weeks 3/4 timeframe.