

Houston Pilots Forecast Package



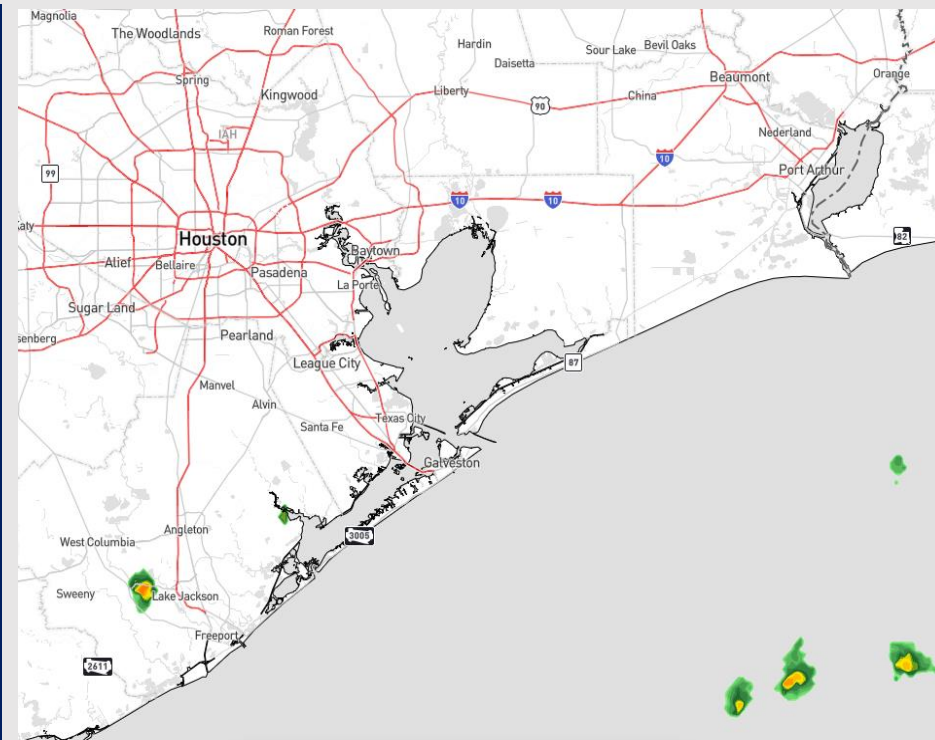
Updated: 12:15 PM CT

Sunday, September 3, 2023

Forecaster: Xander Lowry

Weather Headlines

- Not anticipating tropical development in the Gulf of Mexico over the next 7-10 days but monitoring for potential development in the Atlantic beyond September 8th.
- Favoring scattered showers/storms throughout the early part of this week.
- Not anticipating any visibility concerns over the next few days.



Radar/NWS Alerts: 12:15 PM CT



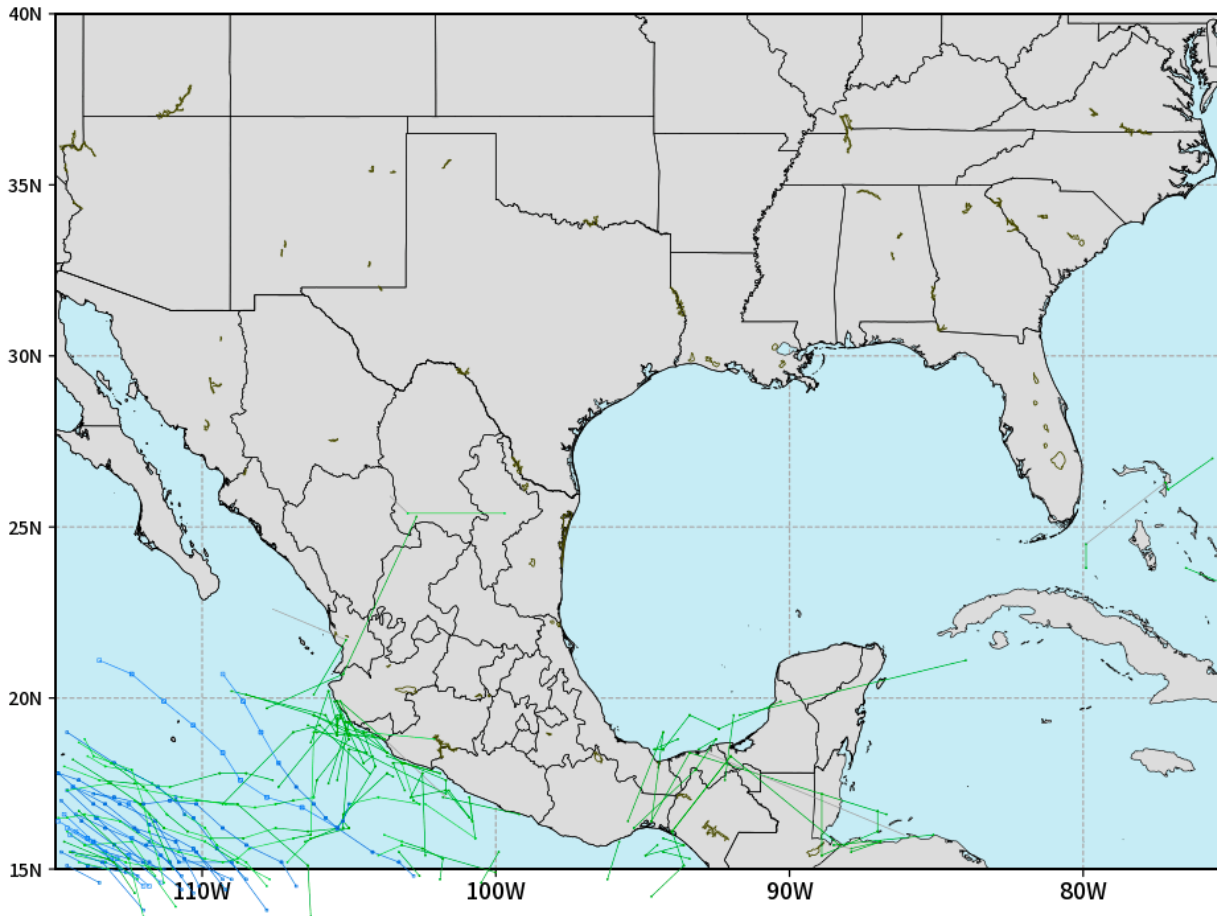
As always, please do not hesitate to reach out to us with any forecast questions via the chat option on the Weather Porthole or our on-call number, **(317)-560-8122** press 1 for forecast questions.

Houston Pilots Tropical Update

European Model Next 10 Days Tropical Tracks

ECMWF GULF EPS Cyclone Locations --> Next [10-days]
INIT: 00Z03SEP2023 --> UNTIL 00Z13SEP2023

o-o ENSEMBLE MEAN
o-o 1000 - 1010 hPa
o-o 980 - 999 hPa
o-o 960 - 979 hPa
o-o 950 - 959 hPa
o-o < 950 hPa



weathermodels.com

Not anticipating tropical development in the Gulf of Mexico over the next 7-10 days.

Currently monitoring for potential development in the Atlantic beyond September 8th.

Houston Pilots Visibility Chart (miles)



Time	Sun 11am	Sun 12pm	Sun 1pm	Sun 2pm	Sun 3pm	Sun 4pm	Sun 5pm	Sun 6pm	Sun 7pm	Sun 8pm	Sun 9pm	Sun 10pm	Sun 11pm	Mon 12am	Mon 1am	Mon 2am	Mon 3am	Mon 4am	Mon 5am	Mon 6am	Mon 7am	Mon 8am	Mon 9am	Mon 10am	Mon 11am	Mon 12pm	Mon 1pm	Mon 2pm	Mon 3pm	Mon 4pm	Mon 5pm	Mon 6pm	Mon 7pm	Mon 8pm	Mon 9pm	Mon 10pm
610 Bridge	10	10	10	10	10	10	10	10	10	10	10	10	10	10	10	10	10	10	10	10	10	9	10	10	10	10	10	10	10	10	10	10	10	10	10	10
Kinder 1	10	10	10	10	10	10	10	10	10	10	10	10	10	10	10	10	10	10	10	10	10	9	10	10	10	10	10	10	10	10	10	10	10	10	10	10
Greens Bayou	10	10	10	10	10	10	10	10	10	10	10	10	10	10	10	10	10	10	10	10	10	10	10	10	10	10	10	10	10	10	10	10	10	10	10	10
Shell Crude	10	10	10	10	10	10	10	10	10	10	10	10	10	10	10	10	10	10	10	10	10	10	10	10	10	10	10	10	10	10	10	10	10	10	10	10
Lynchburg Ferries	10	10	10	10	10	10	10	10	10	10	10	10	10	10	10	10	10	10	10	10	10	10	10	10	10	10	10	10	10	10	10	10	10	10	10	10
Exxon 3	10	10	10	10	10	10	10	10	10	10	10	10	10	10	10	10	10	10	10	10	10	10	10	10	10	10	10	10	10	10	10	10	10	10	10	10
Morgans Point	10	10	10	10	10	10	10	10	10	10	10	10	10	10	10	10	10	10	10	10	10	10	10	10	10	10	10	10	10	10	10	10	10	10	10	10
75/76	10	10	10	10	10	10	10	10	10	10	10	10	10	10	10	10	10	10	10	10	10	10	10	10	10	10	10	10	10	10	10	10	10	10	10	10
63/64	10	10	10	10	10	10	10	10	10	10	10	10	10	10	10	10	10	10	10	10	10	10	10	10	10	10	10	10	10	10	10	10	10	10	10	10
51/52	10	10	10	10	10	10	10	10	10	10	10	10	10	10	10	10	10	10	10	10	10	10	10	10	10	10	10	10	10	10	10	10	10	10	10	10
37/38	10	10	10	10	10	10	10	10	10	10	10	10	10	10	10	10	10	10	10	10	10	10	10	10	10	10	10	10	10	10	10	10	10	10	10	10
25/26	10	10	10	10	10	10	10	10	10	10	10	10	10	10	10	10	10	10	10	10	10	10	10	10	10	10	10	10	10	10	10	10	10	10	10	10
11/12	10	10	10	10	10	10	10	10	10	10	10	10	10	10	10	10	10	10	10	10	10	10	10	10	10	10	10	10	10	10	10	10	10	10	10	10
1 & 2 Bravo	10	10	10	10	10	10	10	10	10	10	10	10	10	10	10	10	10	10	10	10	10	10	10	10	10	10	10	10	10	10	10	10	10	10	10	10

NOTE: This is automated data that may/may not agree with the official BAM thinking that's found on the daily slides or special visibility report slides. This data should be used as a guide only

Houston Pilots Wind Chart



Forecast Confidence



Example

Sustained wind 13 Knots
Gusts 18 Knots
Wind from the N

WS: 13
G:18
N

Time Knots	Sun 11am	Sun 12pm	Sun 1pm	Sun 2pm	Sun 3pm	Sun 4pm	Sun 5pm	Sun 6pm	Sun 7pm	Sun 8pm	Sun 9pm	Sun 10pm	Sun 11pm	Mon 12am	Mon 1am	Mon 2am	Mon 3am	Mon 4am	Mon 5am	Mon 6am	Mon 7am	Mon 8am	Mon 9am	Mon 10am	Mon 11am	Mon 12pm	Mon 1pm	Mon 2pm	Mon 3pm	Mon 4pm	Mon 5pm	Mon 6pm	Mon 7pm	Mon 8pm	Mon 9pm	Mon 10pm
610 Bridge	3	3	2	3	5	6	8	9	10	9	7	6	5	5	4	4	4	3	2	2	3	4	5	6	6	6	7	8	8	9	11	11	10	9	7	
Kinder 1	4	4	4	5	7	9	11	12	14	13	11	10	9	7	7	6	6	4	4	4	5	7	8	9	9	10	11	12	13	14	15	15	13	11		
Greens Bayou	4	4	3	5	7	10	11	12	14	13	11	10	9	7	7	6	5	4	3	2	2	3	4	5	6	6	7	8	9	9	11	12	13	14	15	14
Shell Crude	4	4	4	5	8	10	12	12	14	13	11	10	8	7	7	6	6	6	4	3	4	5	7	8	9	9	10	11	12	13	15	15	14	14	12	
Lynchburg Ferries	4	4	4	6	8	11	13	14	14	13	12	10	9	8	7	7	6	6	4	4	4	5	7	8	9	9	10	11	13	14	15	16	15	13	11	
Exxon 3	4	5	5	7	10	12	14	14	15	13	12	10	9	8	8	7	7	5	5	5	5	5	7	8	9	10	12	13	14	16	16	15	15	13	11	
Morgans Point	5	5	6	8	11	13	15	16	15	14	13	11	10	9	9	9	8	8	7	6	6	6	7	8	9	10	11	13	15	15	17	17	16	15	14	12
75/76	6	6	8	9	12	14	16	17	16	15	14	12	11	11	10	10	10	8	8	7	7	8	9	10	11	12	14	15	16	17	18	17	17	15	14	
63/64	6	6	7	9	11	14	15	16	16	14	13	12	11	11	10	10	10	9	8	8	7	7	8	9	9	10	11	13	14	15	16	17	16	16	15	14
51/52	5	6	7	8	10	13	14	15	16	14	12	12	11	11	10	10	9	9	8	7	8	8	8	8	9	10	11	12	13	14	15	16	16	16	14	14
37/38	5	6	7	9	11	13	14	14	13	11	11	10	10	10	10	10	9	9	8	7	7	8	9	9	10	11	12	12	13	14	14	14	14	13	13	
25/26	5	5	6	7	9	10	11	12	12	11	10	10	9	9	9	9	8	8	7	7	7	8	9	9	10	11	11	12	12	13	13	13	13	12	12	
11/12	5	5	6	7	8	10	11	12	12	11	10	10	10	10	10	10	9	9	8	7	8	9	9	9	10	11	11	11	12	12	12	12	12	12	12	
1 & 2 Bravo	5	4	5	6	8	9	10	12	12	11	11	11	11	11	11	11	11	11	11	11	11	11	11	11	11	11	11	11	11	11	11	11	11	11	11	

NOTE: This is automated data that may/may not agree with the official BAM thinking that's found on the daily slides. This data should be used as a guide only

Houston Pilots: Sun. 9/3/2023



Forecast Discussion

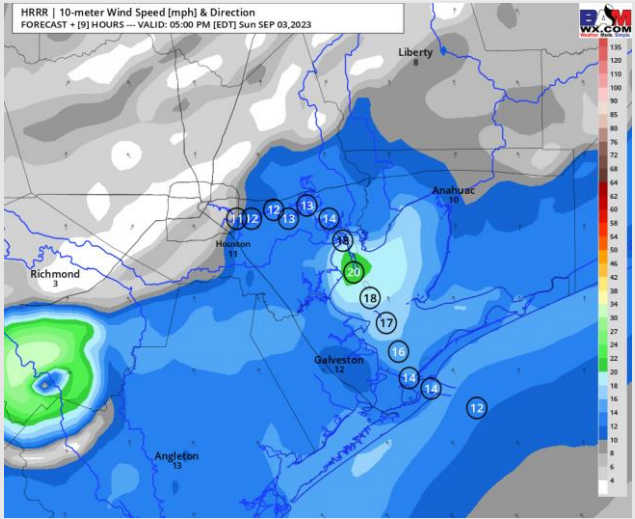
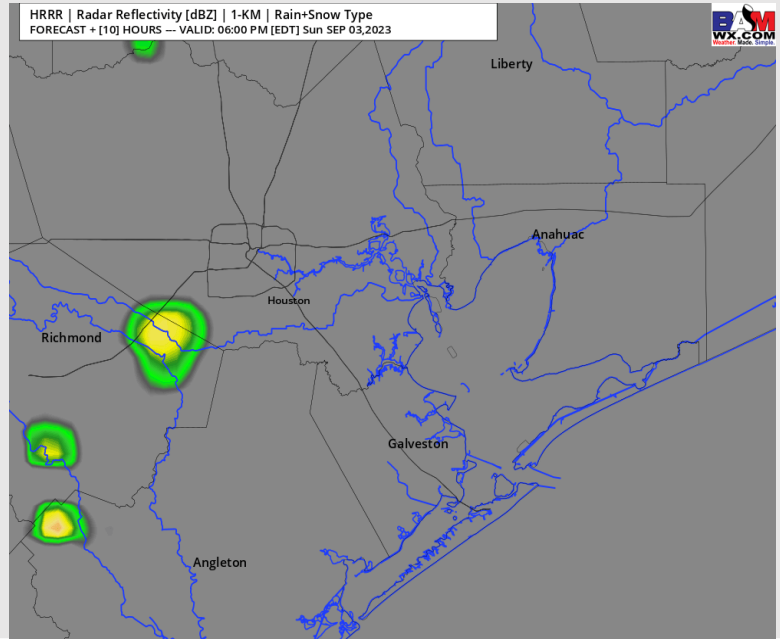
Precip: Favoring a 10-20% chance for hit/miss showers/storms from now until 7 PM. After 7 PM favoring dry conditions for the rest of the day.

Wind: Favoring winds to be out of the SSE for the rest of the day. **N of Morgan's Point:** Winds will remain at 2-7 kts today outside of an increase to 7-12 kts from 4-9 PM. **S of Morgan's Point:** After 3 PM, favoring winds to increase to 7-12 kts for the rest of the day. **Wind gusts of up to 35 kts and small hail cannot be ruled out under an isolated stronger cell today.**

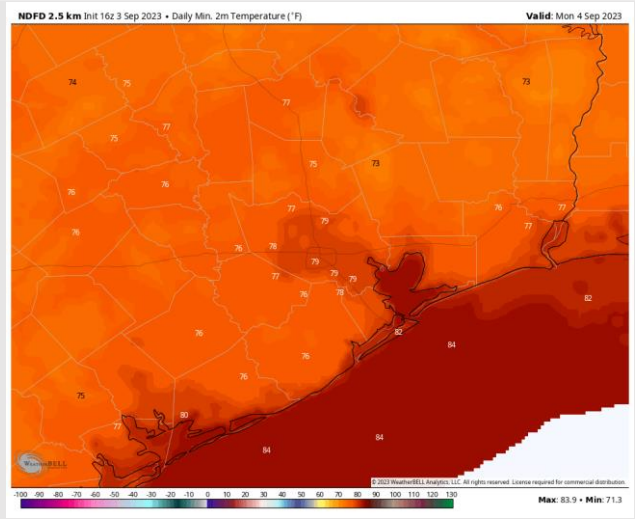
Low Temps: **S of Morgan's Point:** Low/Mid 80s F. **N of Morgan's Point:** Upper 70s F.

Visibility: No Visibility concerns at this time.

Precip Image: 5 PM CT



**Wind Speed:
4 PM CT**



**Low Temps
Monday**

Houston Pilots: Mon. 9/4/2023



Forecast Discussion

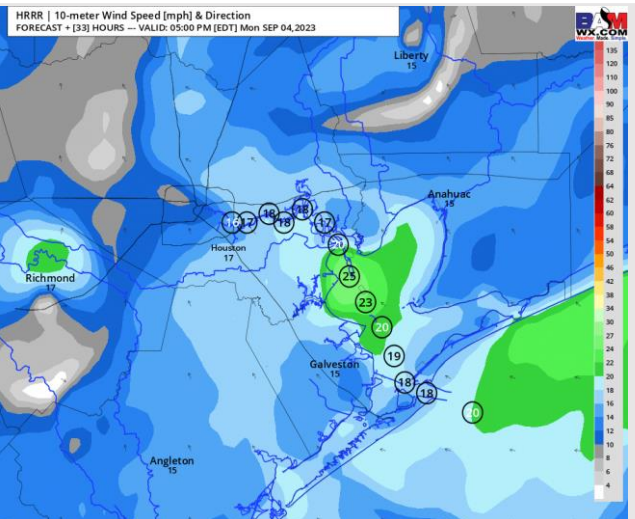
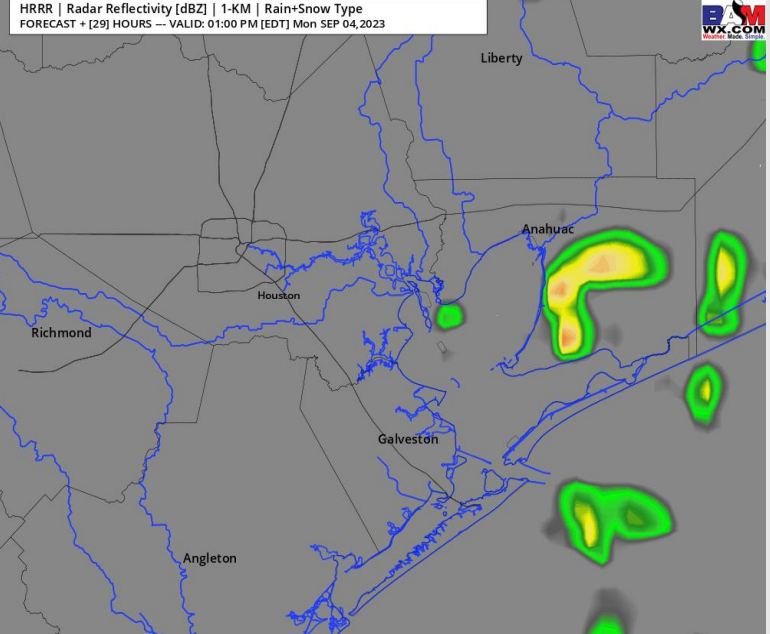
Precip: Favoring scattered showers/storms starting at 7 AM and lasting through 7 PM. Biggest risk of showers/storms will be between 9 AM – 2 PM. Expect scattered showers/storms to continue into early Tuesday morning.

Wind: Winds out of the SSW through 10 AM before becoming variable from 12-3 PM, then shifting to the SSE for the rest of the day. **N of Morgan's Point:** 2-7 kts expected through 1 PM, increasing to 9 - 14 kts after. Then after 9 PM, favoring winds to decrease to 2-7 kts for the rest of the day. **S of Morgan's Point:** 9-14 kts the majority of the day before a slight increase to 14-19 kts after 4 PM. **Wind gusts of 25-30 kts will be possible under the strongest cells Monday.**

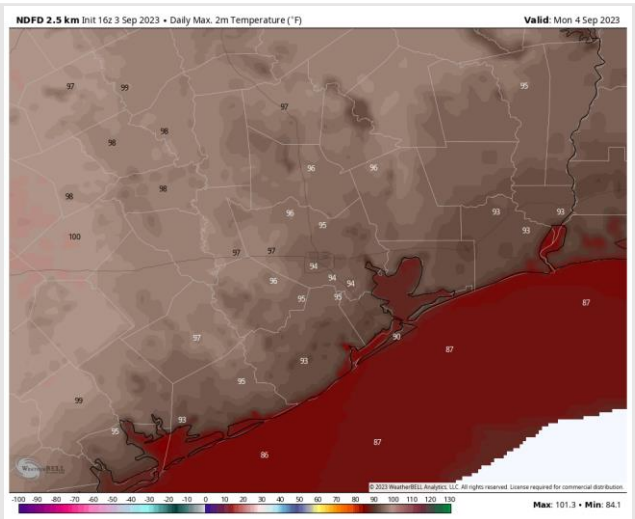
High Temps: **S of Morgan's Point:** High 80s / Low 90s F. **N of Morgan's Point:** Mid 90s F.

Visibility: Not anticipating any fog issues at this time.

Precip Image: 12 PM CT



Wind Speed:
4 PM CT



High Temps
Monday

Forecast Discussion

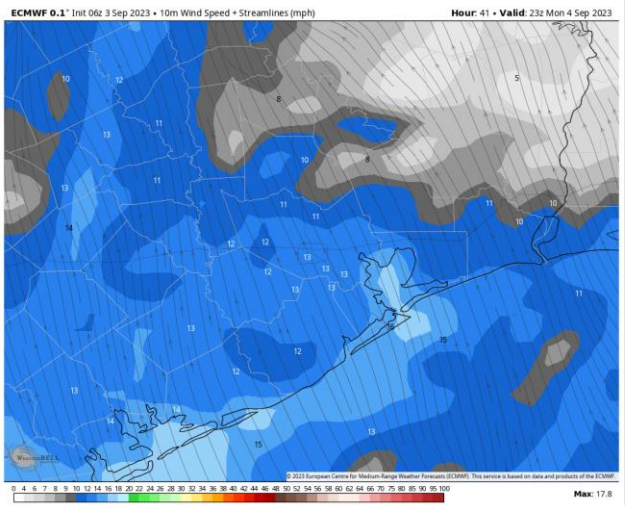
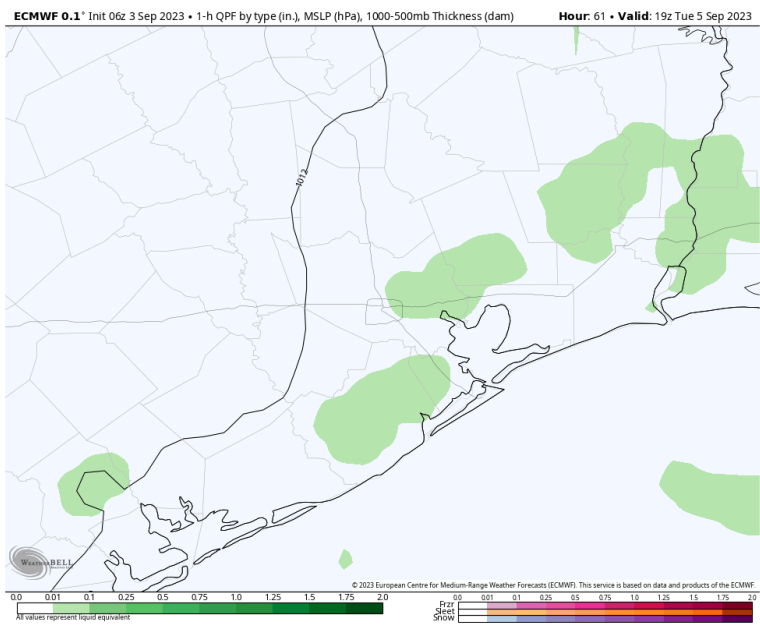
Precip: Favoring scattered showers/storms to continue through 7 PM on Tuesday. After 6 PM, dry conditions are expected for the rest of the evening.

Wind: Winds will be out of the SSE throughout the day on Tuesday. **N of Morgan's Point:** 3-8 kts through 1 PM before increasing to 7-12kts the rest of the day. **S of Morgan's Point:** 12-17kts throughout the entire day.

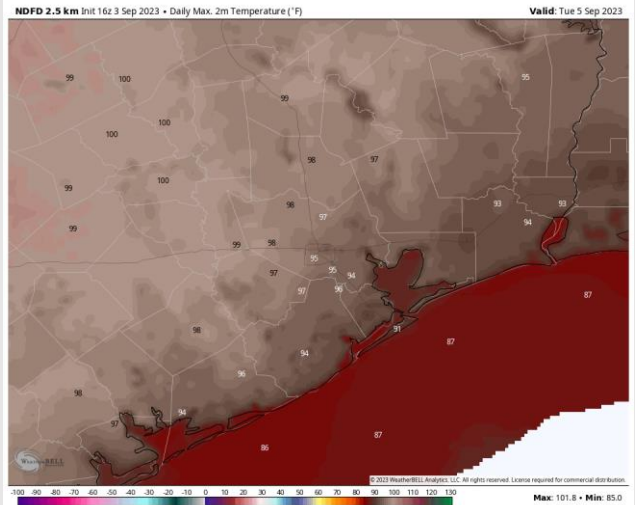
High Temps: **S of Morgan's Point:** Mid/Low 80s F. **N of Morgan's Point:** Mid 90s F.

Visibility: No visibility issues expected.

Precip Image: 2 PM CT

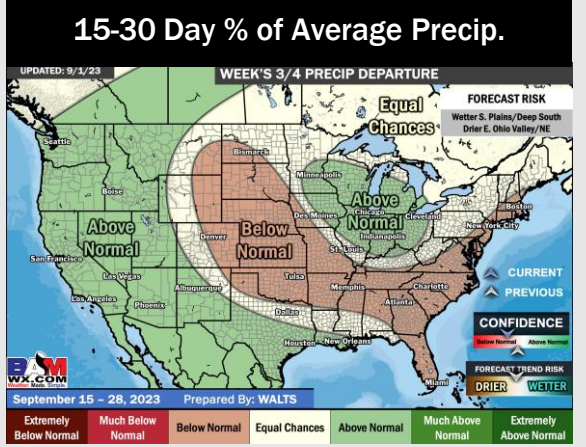
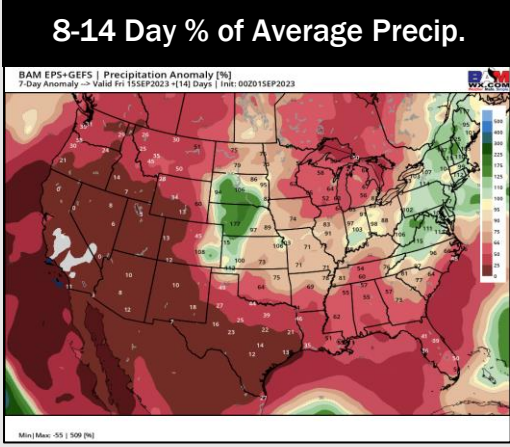
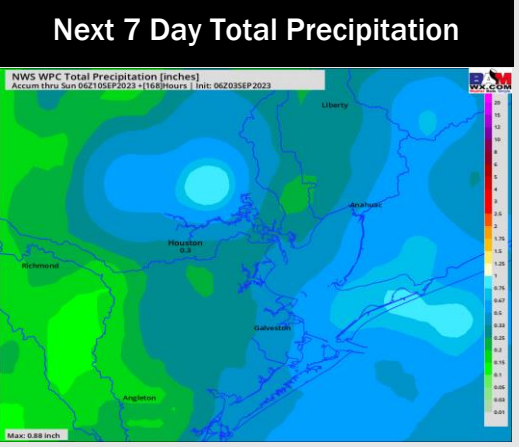
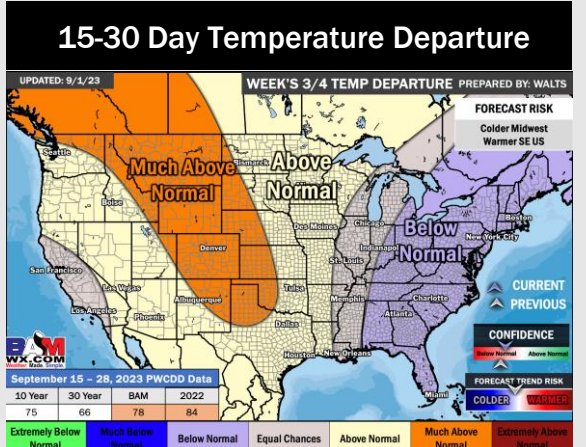
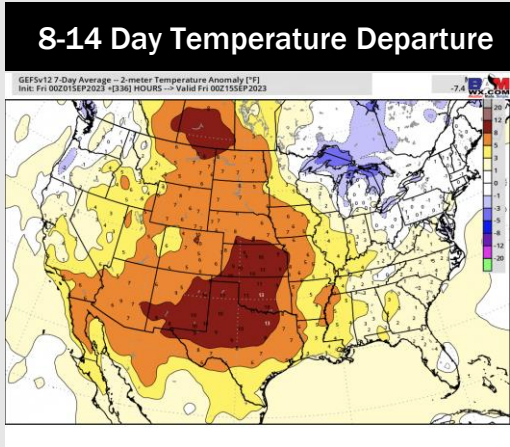
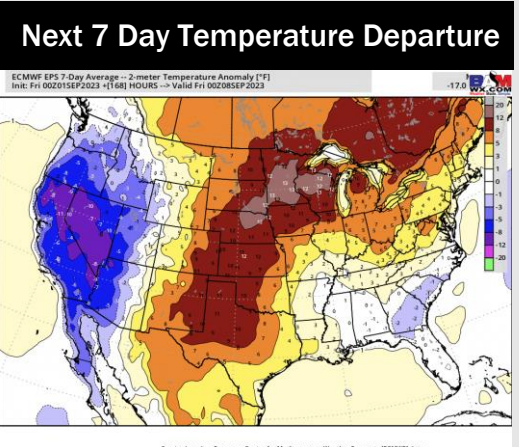


Wind Speed:
6 PM CT



High Temps
Tuesday

Houston Pilots: 9/3/2023



- Better rain chances start today and will last through Tuesday. Expecting temperatures to continue to remain above normal.
- Expecting below normal precipitation chances and above normal temperatures for the week 2 timeframe.
- Above normal temperatures and above normal chances for precipitation are favored in the weeks 3/4 timeframe.