

# Houston Pilots Forecast Package



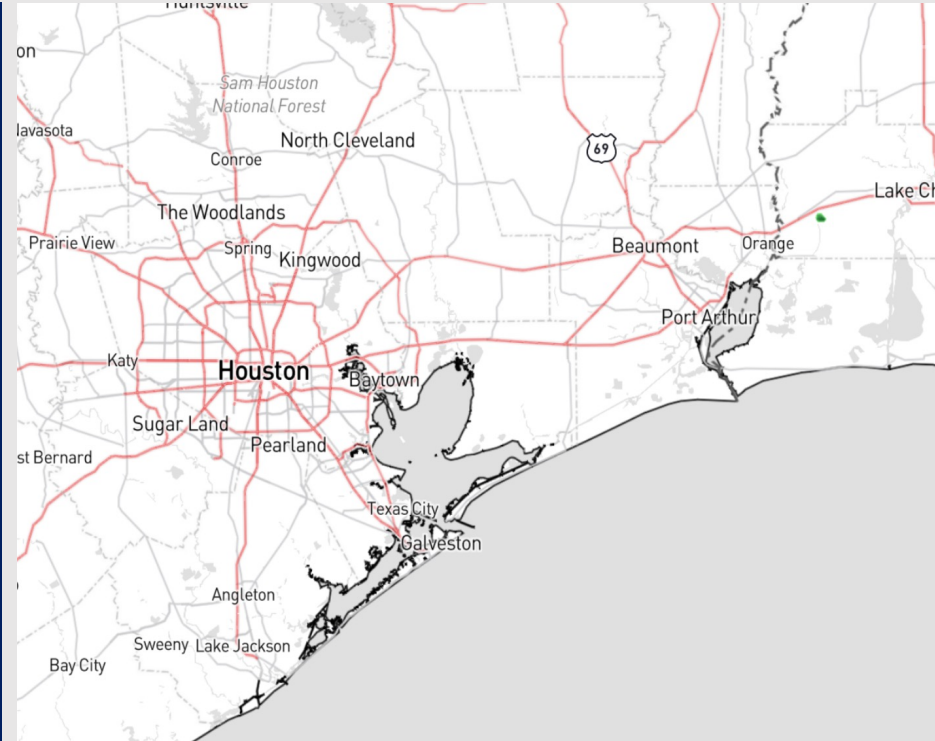
Updated: 1:35 PM CT

Sunday, September 24, 2023

Forecaster: Tyler Riggles

## Weather Headlines

- Not anticipating tropical development in the Gulf of Mexico over the next 7-10 days.
- Tricky storm set up over the next 48 hours with the potential for stronger winds.
- Outside of storms, no excessive wind concerns over the next 2 – 3 days.
- Not anticipating any visibility concerns over the next few days.



**Radar/NWS Alerts: 1:22 PM CT**



As always, please do not hesitate to reach out to us with any forecast questions via the chat option on the Weather Porthole or our on-call number, **(317)-560-8122** press 1 for forecast questions.

# Houston Pilots Visibility Chart (miles)



Time	Sun 1pm	Sun 2pm	Sun 3pm	Sun 4pm	Sun 5pm	Sun 6pm	Sun 7pm	Sun 8pm	Sun 9pm	Sun 10pm	Sun 11pm	Mon 12am	Mon 1am	Mon 2am	Mon 3am	Mon 4am	Mon 5am	Mon 6am	Mon 7am	Mon 8am	Mon 9am	Mon 10am	Mon 11am	Mon 12pm	Mon 1pm	Mon 2pm	Mon 3pm	Mon 4pm	Mon 5pm	Mon 6pm	Mon 7pm	Mon 8pm	Mon 9pm	Mon 10pm	Mon 11pm	Tue 12am	
610 Bridge	10	10	10	10	10	10	10	10	10	10	10	10	10	10	10	10	10	10	10	7	10	10	10	10	10	10	10	10	10	10	10	10	10	10	10	10	10
Kinder 1	10	10	10	10	10	10	10	10	10	10	10	10	10	10	10	10	10	10	10	8	10	10	10	10	10	10	10	10	10	10	10	10	10	10	10	10	10
Greens Bayou	10	10	10	10	10	10	10	10	10	10	10	10	10	10	10	10	10	10	10	8	10	10	10	10	10	10	10	10	10	10	10	10	10	10	10	10	10
Shell Crude	10	10	10	10	10	10	10	10	10	10	10	10	10	10	10	10	10	10	10	8	10	10	10	10	10	10	10	10	10	10	10	10	10	10	10	10	10
Lynchburg Ferries	10	10	10	10	10	10	10	10	10	10	10	10	10	10	10	10	10	10	10	8	10	10	10	10	10	10	10	10	10	10	10	10	10	10	10	10	10
Exxon 3	10	10	10	10	10	10	10	10	10	10	10	10	10	10	10	10	10	10	10	8	10	10	10	10	10	10	10	10	10	10	10	10	10	10	10	10	10
Morgans Point	10	10	10	10	10	10	10	10	10	10	10	10	10	10	10	10	10	10	10	10	10	10	10	10	10	10	10	10	10	10	10	10	10	10	10	10	10
75/76	10	10	10	10	10	10	10	10	10	10	10	10	10	10	10	10	10	10	10	10	10	10	10	10	10	10	10	10	10	10	10	10	10	10	10	10	10
63/64	10	10	10	10	10	10	10	10	10	10	10	10	10	10	10	10	10	10	10	10	10	10	10	10	10	10	10	10	10	10	10	10	10	10	10	10	10
51/52	10	10	10	10	10	10	10	10	10	10	10	10	10	10	10	10	10	10	10	10	10	10	10	10	10	10	10	10	10	10	10	10	10	10	10	10	10
37/38	10	10	10	10	10	10	10	10	10	10	10	10	10	10	10	10	10	10	10	10	10	10	10	10	10	10	10	10	10	10	10	10	10	10	10	10	10
25/26	10	10	10	10	10	10	10	10	10	10	10	10	10	10	10	10	10	10	10	10	10	10	10	10	10	10	10	10	10	10	10	10	10	10	10	10	10
11/12	10	10	10	10	10	10	10	10	10	10	10	10	10	10	10	10	10	10	10	10	10	10	10	10	10	10	10	10	10	10	10	10	10	10	10	10	10
1 & 2 Bravo	10	10	10	10	10	10	10	10	10	10	10	10	10	10	10	10	10	10	10	10	10	10	10	10	10	10	10	10	10	10	10	10	10	10	10	10	10

**NOTE: This is automated data that may/may not agree with the official BAM thinking that's found on the daily slides or special visibility report slides. This data should be used as a guide only**

# Houston Pilots Wind Chart



## Forecast Confidence



Sustained wind 13 Knots  
 Gusts 18 Knots  
 Wind from the N

## Example

WS: 13  
 G:18  
 N

Time Knots	Sun 1pm	Sun 2pm	Sun 3pm	Sun 4pm	Sun 5pm	Sun 6pm	Sun 7pm	Sun 8pm	Sun 9pm	Sun 10pm	Sun 11pm	Mon 12am	Mon 1am	Mon 2am	Mon 3am	Mon 4am	Mon 5am	Mon 6am	Mon 7am	Mon 8am	Mon 9am	Mon 10am	Mon 11am	Mon 12pm	Mon 1pm	Mon 2pm	Mon 3pm	Mon 4pm	Mon 5pm	Mon 6pm	Mon 7pm	Mon 8pm	Mon 9pm	Mon 10pm	Mon 11pm	Tue 12am	
610 Bridge	6	7	8	9	10	11	11	11	9	9	8	7	6	5	4	4	4	4	3	3	3	5	5	5	5	5	6	6	7	7	7	7	6	5	4	4	3
Kinder 1	9	10	11	13	15	16	17	14	14	12	10	9	7	6	6	6	6	5	5	5	8	8	7	8	8	9	10	10	11	11	9	8	6	6	5		
Greens Bayou	7	7	9	10	11	12	11	10	9	8	7	6	5	4	4	4	3	3	3	5	5	5	5	5	6	6	7	7	7	7	6	5	4	4	3		
Shell Crude	9	10	12	14	15	16	16	14	14	12	10	9	7	6	7	6	5	5	4	3	3	4	5	5	5	6	6	7	7	7	7	6	5	4	4	3	
Lynchburg Ferries	9	11	13	15	16	16	16	15	14	12	10	9	7	7	8	6	5	6	5	6	5	6	8	8	7	7	9	10	10	11	10	9	8	7	6	5	
Exxon 3	8	10	12	13	14	13	12	12	11	10	9	8	7	6	6	6	5	4	4	4	4	5	5	5	5	6	6	7	8	8	8	7	6	5	5	4	
Morgans Point	10	12	14	16	17	17	16	16	15	14	12	11	10	8	8	7	6	6	6	6	7	8	7	8	8	9	10	11	11	11	9	9	7	6	6	5	
75/76	12	14	16	17	18	18	17	17	17	15	13	12	11	10	9	9	8	8	7	7	7	8	9	9	10	11	13	13	13	13	10	9	8	8	8	6	
63/64	9	12	14	15	16	16	16	15	15	13	12	12	11	10	8	8	8	7	6	6	6	6	6	6	6	7	7	9	10	10	11	9	7	7	7	6	
51/52	10	11	13	14	15	15	15	14	13	12	12	11	10	8	7	8	7	6	6	6	6	6	6	6	6	6	7	8	10	9	10	8	7	6	6	6	
37/38	10	11	12	13	14	14	14	13	13	12	12	11	10	8	7	8	7	6	6	6	6	6	6	6	7	7	8	9	9	8	7	6	6	6	6	6	
25/26	9	11	11	12	12	12	12	12	11	11	11	10	10	9	7	6	7	6	5	6	6	6	5	6	7	7	7	7	7	7	8	8	8	7	6	5	6
11/12	11	11	12	13	13	13	13	13	13	13	12	12	11	9	7	7	7	7	7	7	7	8	7	8	7	8	9	9	10	10	9	9	8	8	7	7	
1 & 2 Bravo	10	10	11	12	13	14	14	15	15	14	13	13	12	11	10	9	8	8	7	7	7	8	8	7	6	7	8	8	9	9	10	10	9	8	8	7	

**NOTE: This is automated data that may/may not agree with the official BAM thinking that's found on the daily slides. This data should be used as a guide only**

# Houston Pilots: Sun. 9/24/2023



## Forecast Discussion

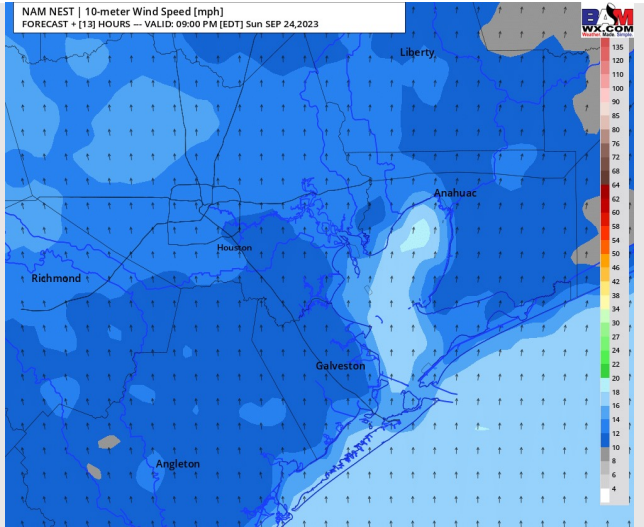
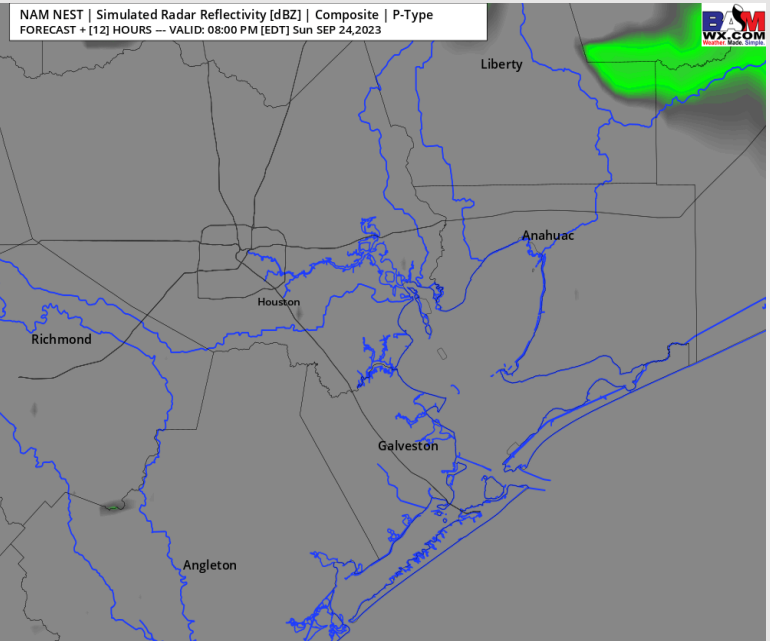
**Precip:** Watching for a south diving cluster of storms near the 4 – 8 PM timeframe tonight, though confidence is much lower now due to Eastward trends on models. Wind gusts of 34 – 52 Knots would not be fully ruled out with a system like this, if it comes to fruition.

**Wind:** Winds for all Stations will generally be out of the SSW, sustained around 11-15 kts for the remainder of the day. If storms come to fruition in the timeframe mentioned above, winds can shift out of the NE and have the potential of producing gusts of 34-52 kts. However, this remains a very low confidence forecast.

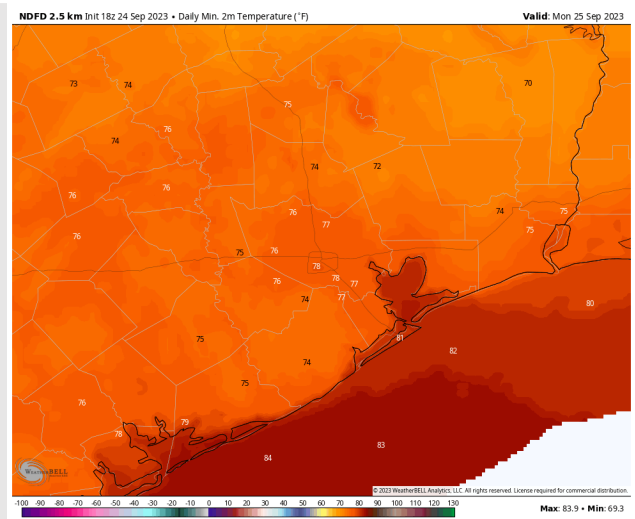
**Low Temps:** S of Morgan's Point: Low80s F. N of Morgan's Point: Mid to upper 70s F.

**Visibility:** Not anticipating any fog issues currently.

## Precip Image: 7 PM CT



Wind Speed:  
8 PM CT



Low Temps  
MON AM



# Houston Pilots: Mon. 9/25/2023

## Forecast Discussion

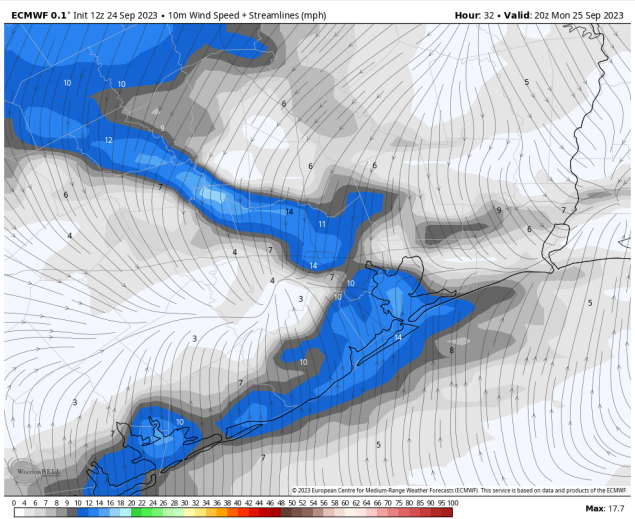
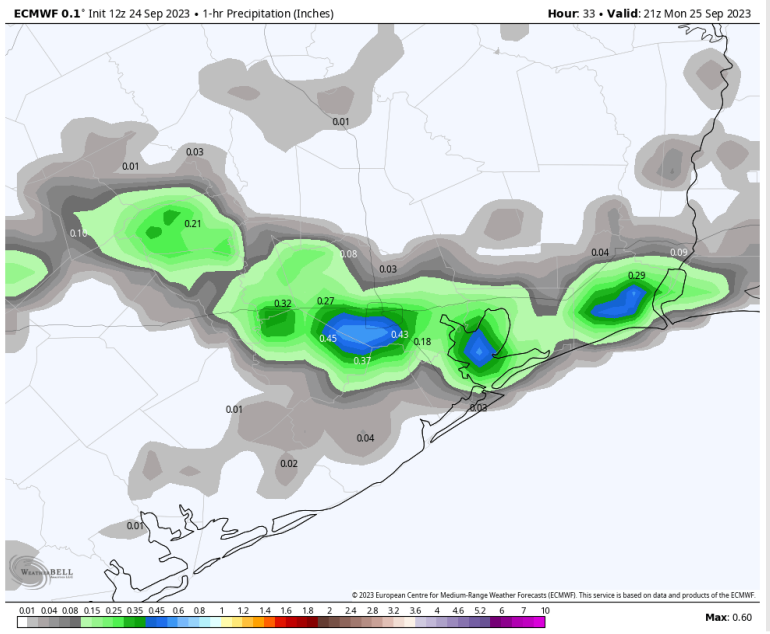
**Precip:** The storm cluster mentioned for Sunday will impact precipitation chances into Monday, once again making Monday a low confidence forecast. Additional “waves” will continue to be possible MON morning from around 6 AM – 10 AM, as well as the afternoon from roughly 3 PM – 7 PM. These storms tomorrow will also have the potential to produce wind gusts of 34 – 52 Knots, mainly the afternoon wave. Isolated chances possible after 7 PM in addition.

**Wind:** The above storm systems makes for a tricky wind forecast as well, as these storm systems will impact wind direction/ speeds. Any storms that pass can shift the winds more out of the north in their wake. Outside of storm induced wind shifts, SSW winds are expected to weaken into the AM around 3 – 8 knots for stations south of Morgan’s Point by 7 AM with lighter winds to the north. Afternoon winds south of Morgan’s point generally remain in the 3-8 kt range, with occasional pulses of 5-10 kt winds. Winds likely start to become variable/ light as a cold front approaches towards the midnight timeframe.

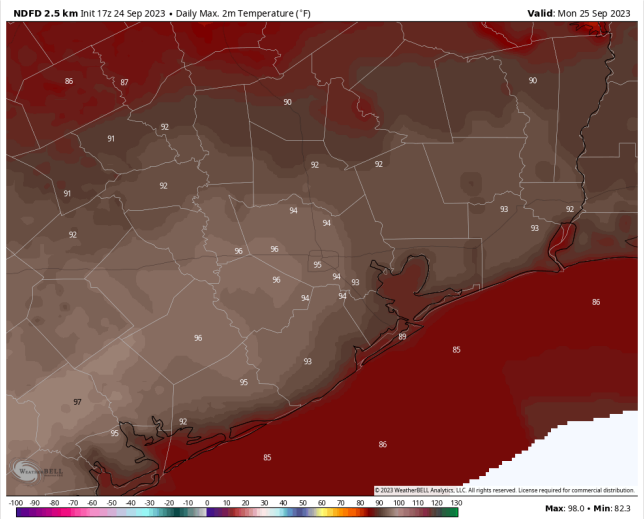
**High Temps:** S of Morgan’s Point: Mid/Upper 80s F. N of Morgan’s Point: Low/Mid 90s F.

**Visibility:** Not anticipating any visibility issues currently.

## Precip Image: 4 PM CT



**Wind Speed:  
3 PM CT**



**High Temps  
Monday**

# Houston Pilots: Tues. 9/26/2023



## Forecast Discussion

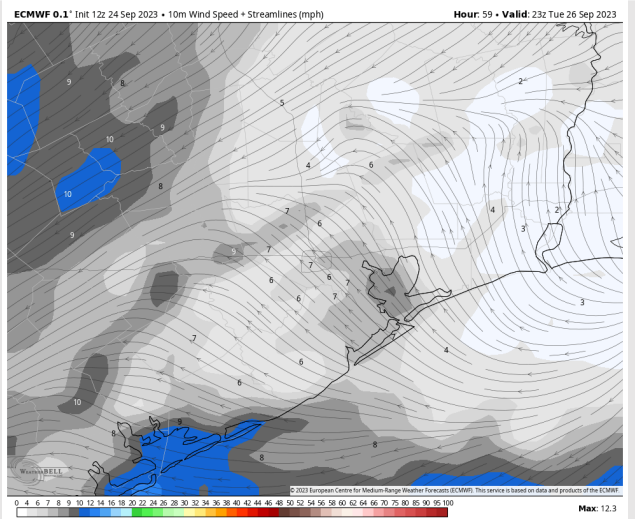
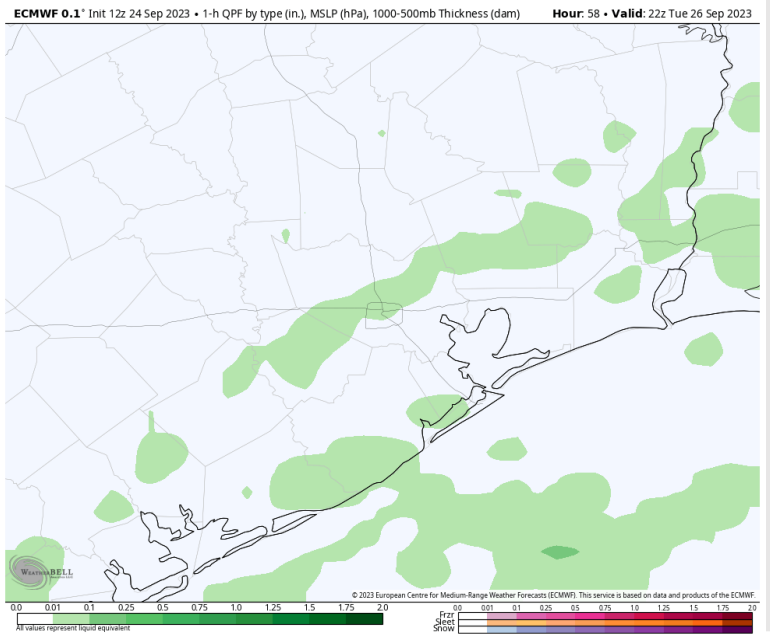
**Precip:** A cold front lingering around the HOU area will keep minor precipitation chances at play into TUE although the exact placement of where this front will be remains somewhat uncertain. Regardless, spotty showers/ storms look possible although not anticipating any severe weather.

**Wind:** Early TUE morning, a cold front is expected to pass which will usher in NE winds sustained around 3 – 7 knots. Winds are expected to gradually shift back out of the SE into the afternoon/ evening as the cold front drifts back to the northeast. Winds in the afternoon look to be sustained around 3 – 7 knots.

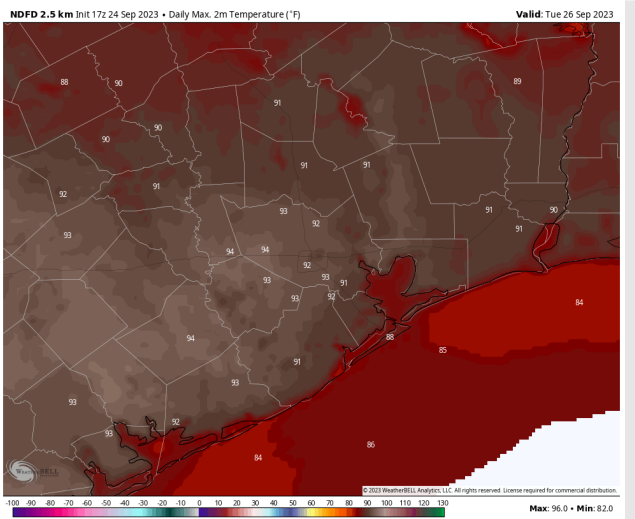
**High Temps:** S of Morgan's Point: Mid 80s F. N of Morgan's Point: Low/Mid 90s F.

**Visibility:** No visibility concerns currently.

## Precip Image: 5 PM CT

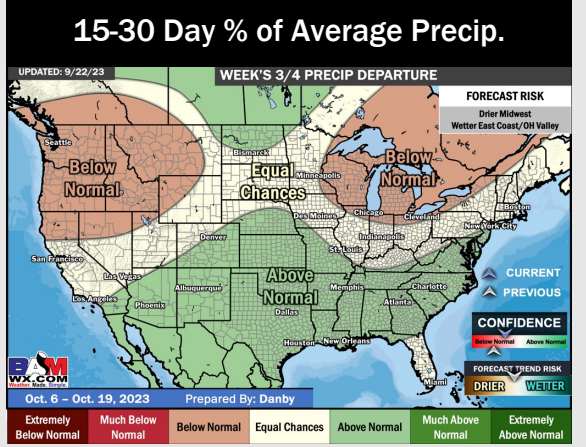
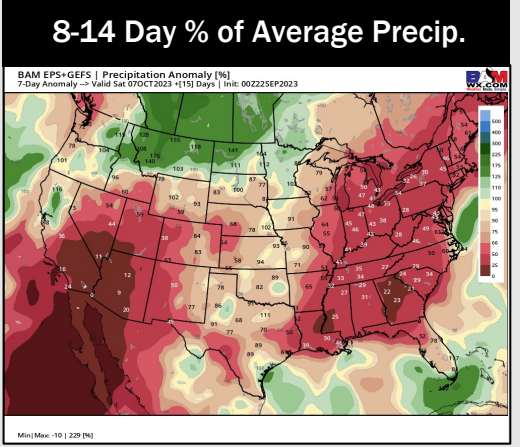
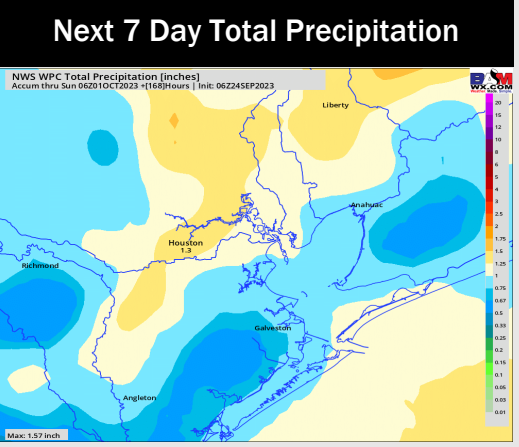
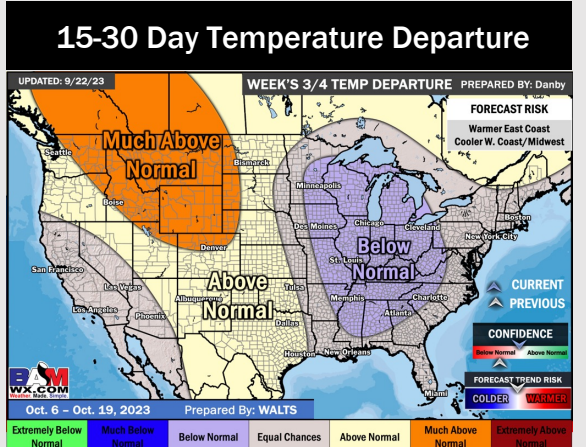
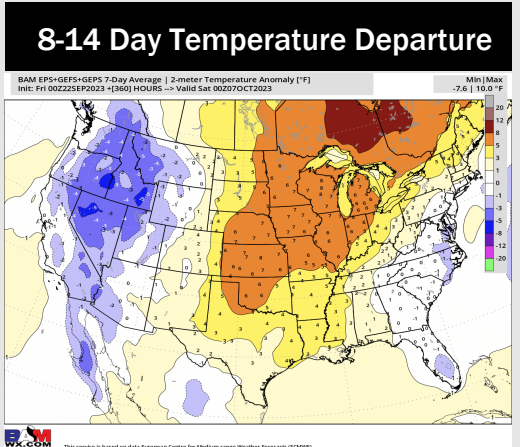
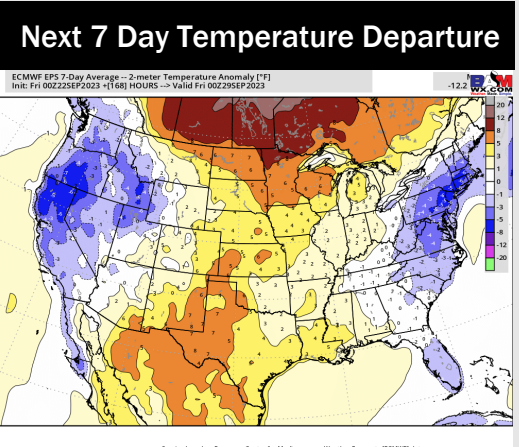


Wind Speed:  
6 PM CT



High Temps  
Tuesday

# Houston Pilots: 9/24/23



- The cold front mentioned on the MON slide will hang around the area providing for sporadic chances next week. Current thinking is the pattern starts to calm down heading into the weekend.
- Generally drier/ warmer than average temperatures are expected into the week 2 timeframe.
- Above normal temperatures and above normal chances for precipitation are favored in the weeks 3/4 timeframe.